



VILLAGE OF
MAPLE RAPIDS

**** CITIZEN'S GUIDE**

**** PERFORMANCE DASHBOARD**

**** DEBT SERVICE REPORT**

**** PROJECTED BUDGET**





VILLAGE OF
MAPLE RAPIDS

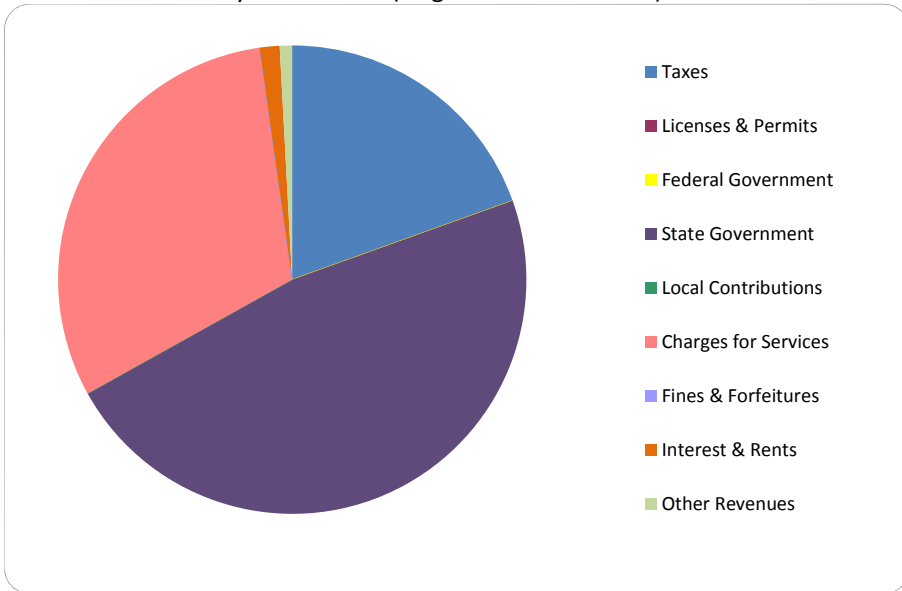
CITIZENS
GUIDE



CITIZEN'S GUIDE TO LOCAL UNIT FINANCES - Maple Rapids - Clinton (193050)

REVENUES

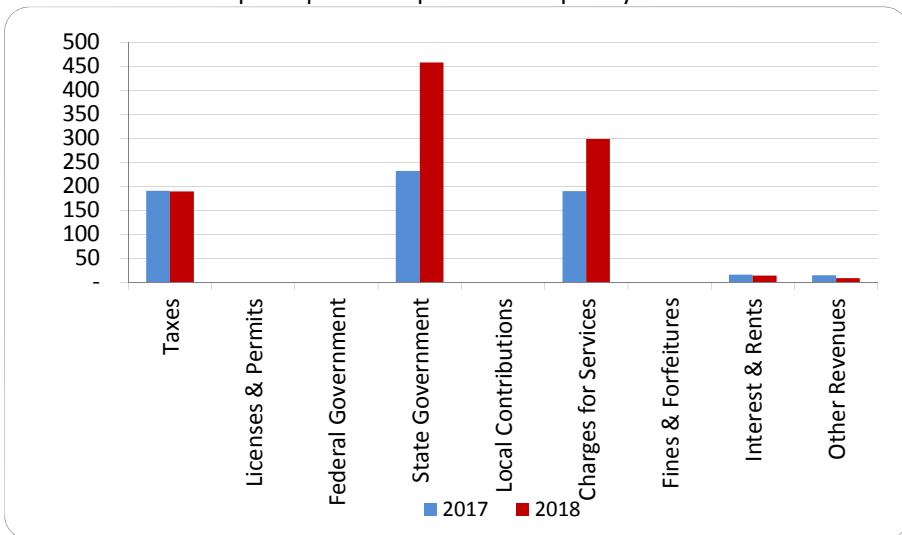
1. Where our money comes from (all governmental funds)



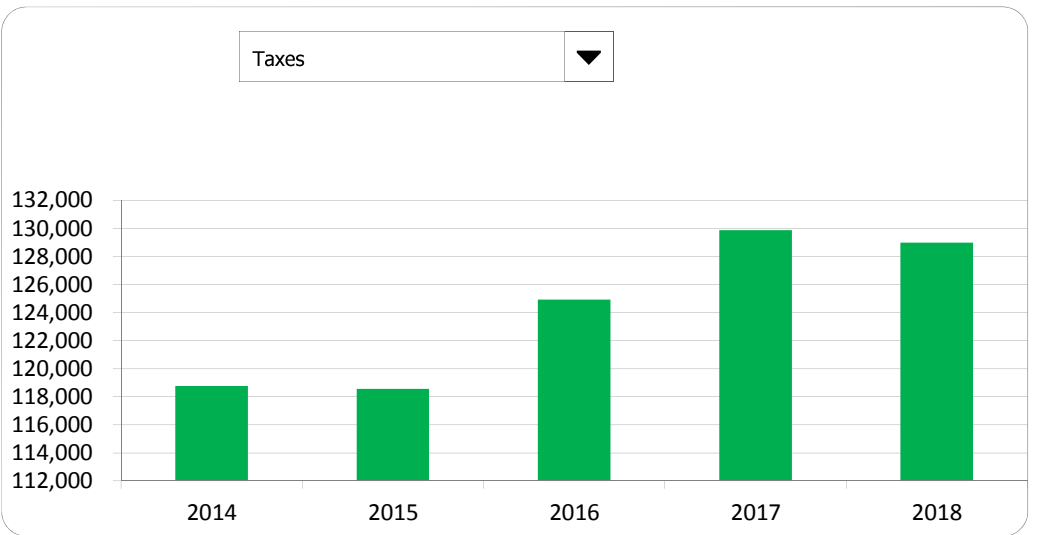
2. Compared to the prior year

	<u>2017</u>	<u>2018</u>	<u>% change</u>
Taxes	\$ 129,869	\$ 128,988	-0.68%
Licenses & Permits	-	-	N/A
Federal Government	-	-	N/A
State Government	158,283	312,874	97.67%
Local Contributions	-	-	N/A
Charges for Services	129,248	203,792	57.68%
Fines & Forfeitures	-	-	N/A
Interest & Rents	10,535	9,117	-13.46%
Other Revenues	9,647	5,618	-41.76%
Total Revenues	\$ 437,582	\$ 660,389	50.92%

3. Revenue sources per capita - compared to the prior year



4. Historical trends of individual sources



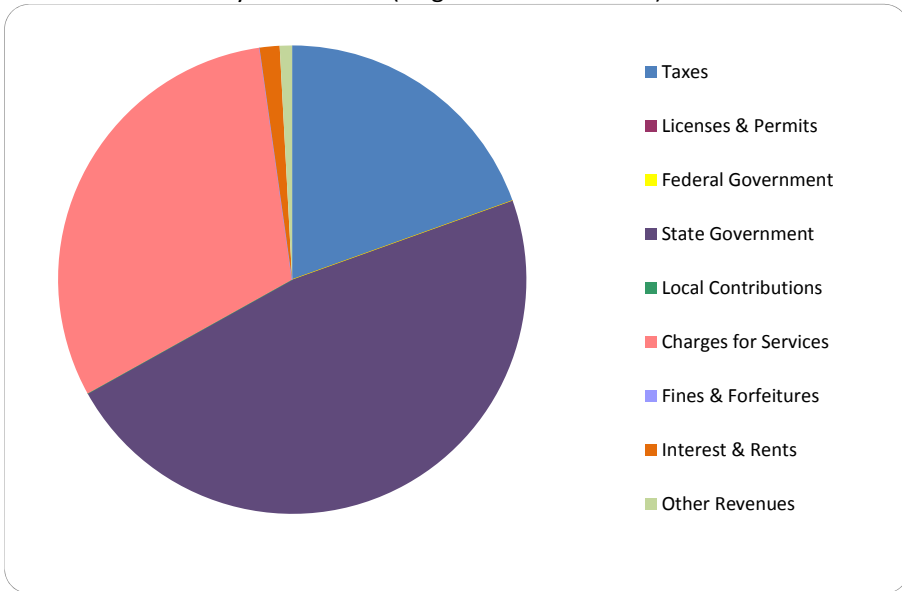
Commentary:

For more information on our unit's finances, contact Mindy Thomas at (989) 682-9227.

CITIZEN'S GUIDE TO LOCAL UNIT FINANCES - Maple Rapids - Clinton (193050)

REVENUES

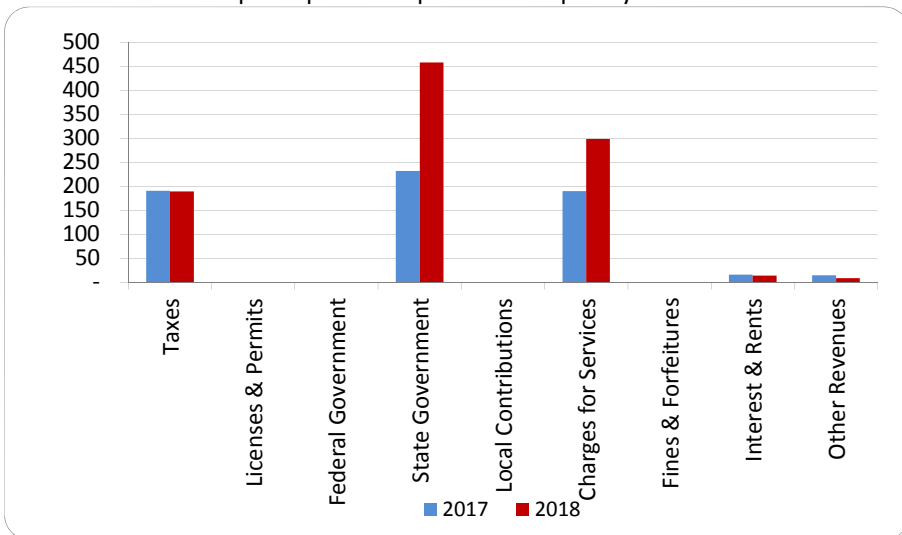
1. Where our money comes from (all governmental funds)



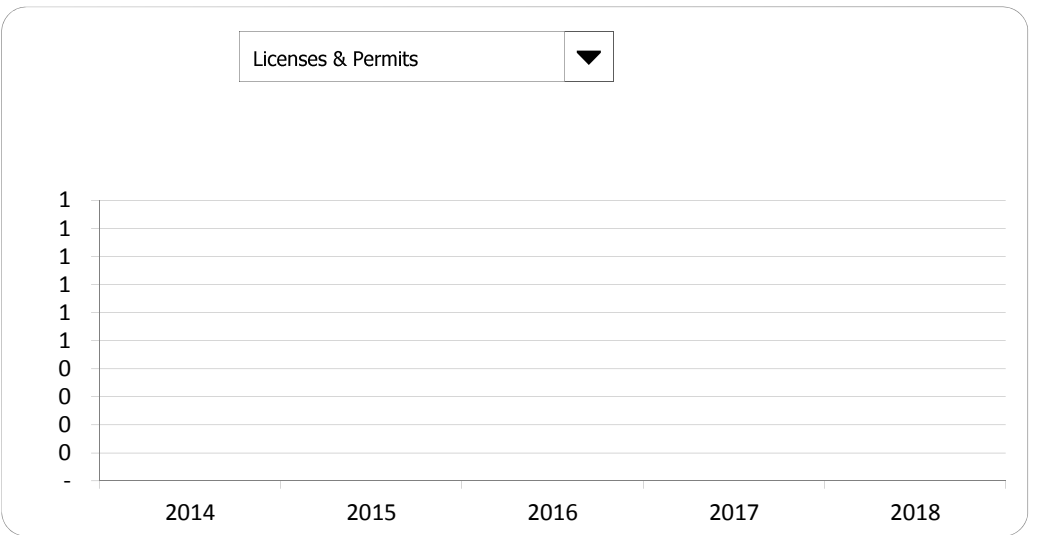
2. Compared to the prior year

	<u>2017</u>	<u>2018</u>	<u>% change</u>
Taxes	\$ 129,869	\$ 128,988	-0.68%
Licenses & Permits	-	-	N/A
Federal Government	-	-	N/A
State Government	158,283	312,874	97.67%
Local Contributions	-	-	N/A
Charges for Services	129,248	203,792	57.68%
Fines & Forfeitures	-	-	N/A
Interest & Rents	10,535	9,117	-13.46%
Other Revenues	9,647	5,618	-41.76%
Total Revenues	\$ 437,582	\$ 660,389	50.92%

3. Revenue sources per capita - compared to the prior year



4. Historical trends of individual sources



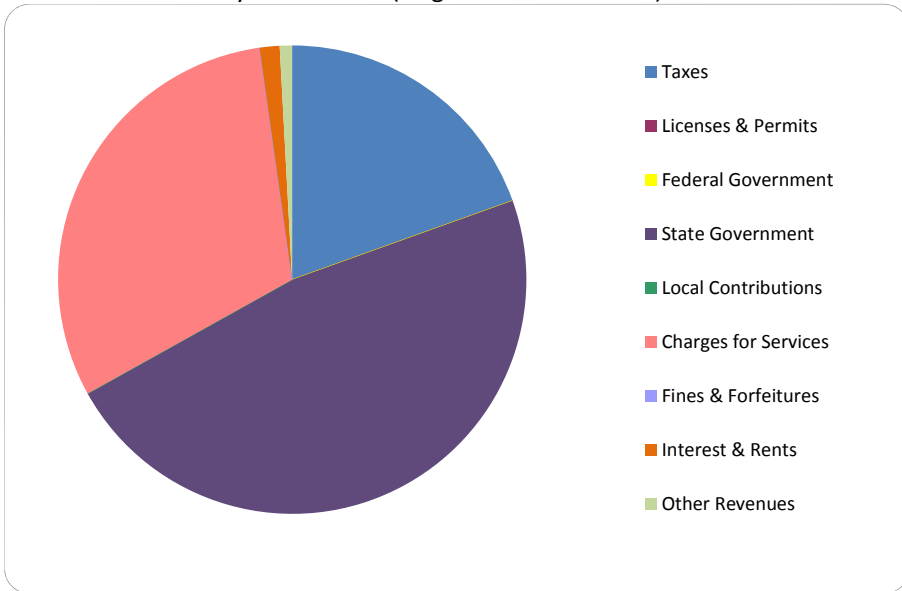
Commentary:

For more information on our unit's finances, contact Mindy Thomas at (989) 682-9227.

CITIZEN'S GUIDE TO LOCAL UNIT FINANCES - Maple Rapids - Clinton (193050)

REVENUES

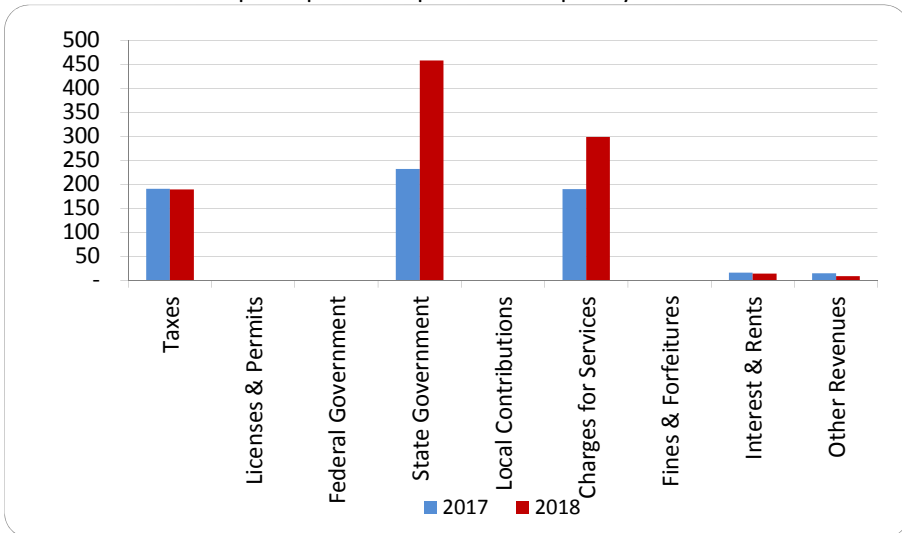
1. Where our money comes from (all governmental funds)



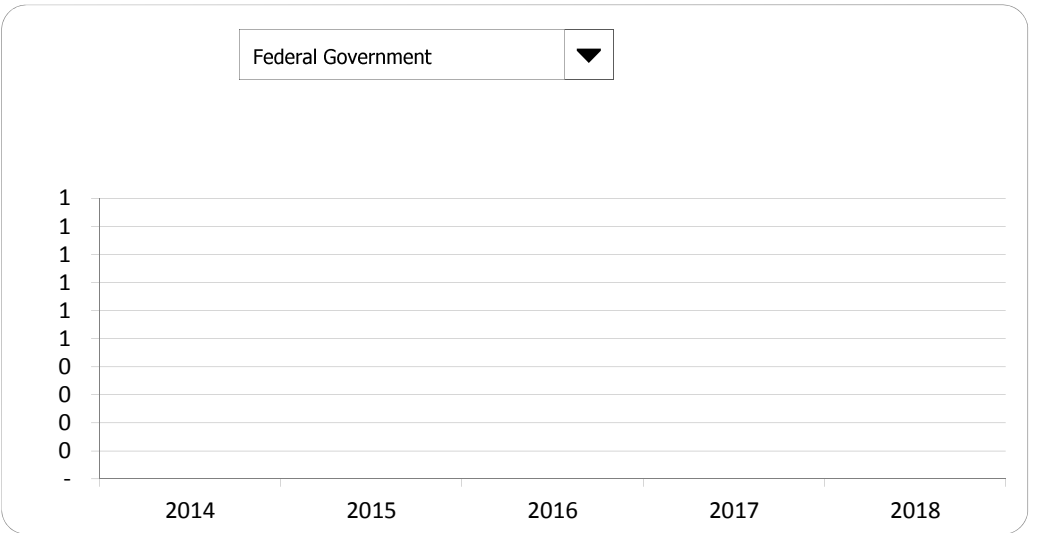
2. Compared to the prior year

	<u>2017</u>	<u>2018</u>	<u>% change</u>
Taxes	\$ 129,869	\$ 128,988	-0.68%
Licenses & Permits	-	-	N/A
Federal Government	-	-	N/A
State Government	158,283	312,874	97.67%
Local Contributions	-	-	N/A
Charges for Services	129,248	203,792	57.68%
Fines & Forfeitures	-	-	N/A
Interest & Rents	10,535	9,117	-13.46%
Other Revenues	9,647	5,618	-41.76%
Total Revenues	\$ 437,582	\$ 660,389	50.92%

3. Revenue sources per capita - compared to the prior year



4. Historical trends of individual sources



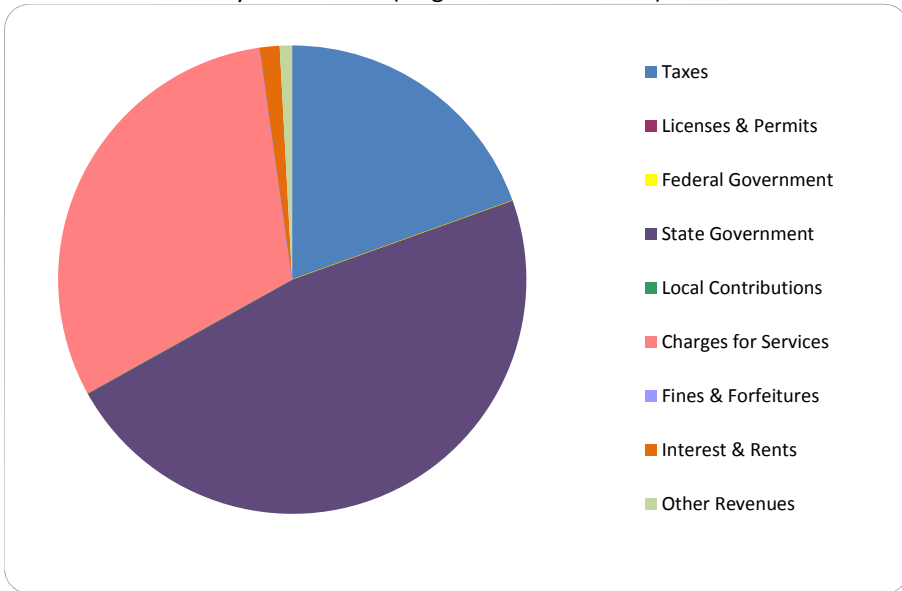
Commentary:

For more information on our unit's finances, contact Mindy Thomas at (989) 682-9227.

CITIZEN'S GUIDE TO LOCAL UNIT FINANCES - Maple Rapids - Clinton (193050)

REVENUES

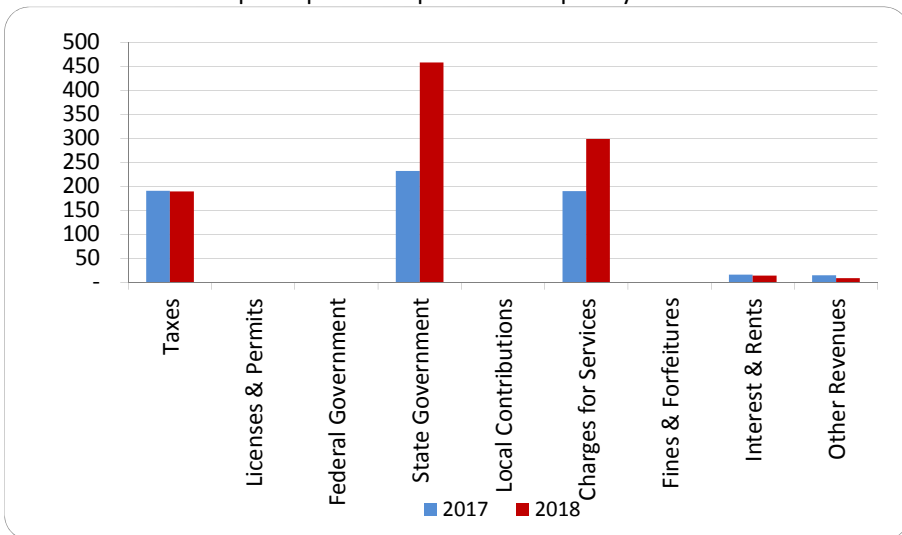
1. Where our money comes from (all governmental funds)



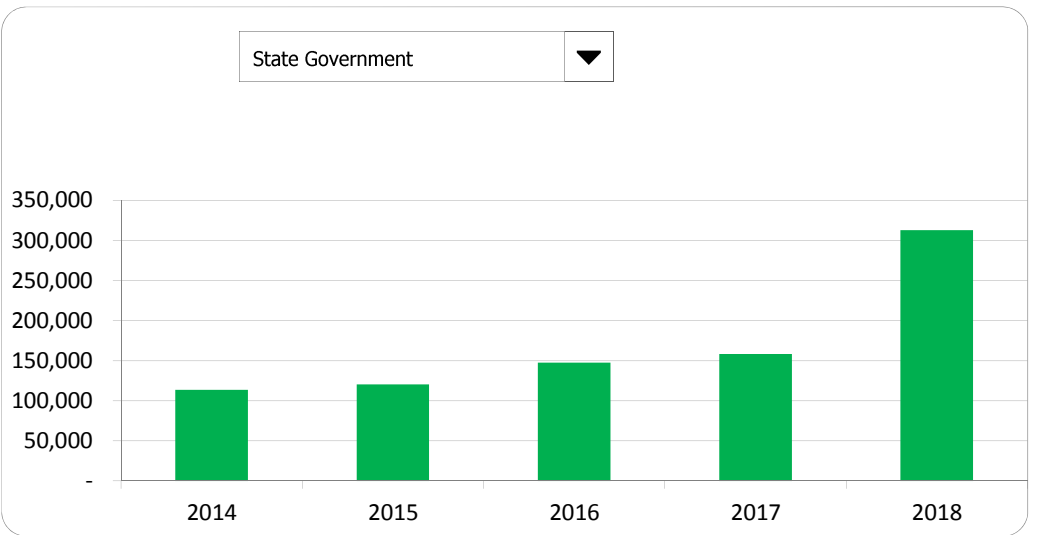
2. Compared to the prior year

	<u>2017</u>	<u>2018</u>	<u>% change</u>
Taxes	\$ 129,869	\$ 128,988	-0.68%
Licenses & Permits	-	-	N/A
Federal Government	-	-	N/A
State Government	158,283	312,874	97.67%
Local Contributions	-	-	N/A
Charges for Services	129,248	203,792	57.68%
Fines & Forfeitures	-	-	N/A
Interest & Rents	10,535	9,117	-13.46%
Other Revenues	9,647	5,618	-41.76%
Total Revenues	\$ 437,582	\$ 660,389	50.92%

3. Revenue sources per capita - compared to the prior year



4. Historical trends of individual sources



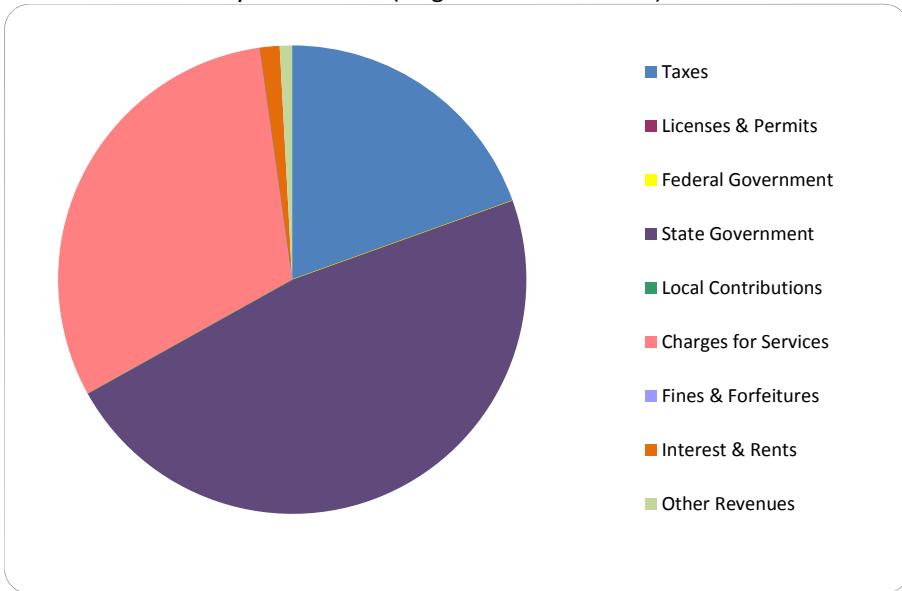
Commentary:

For more information on our unit's finances, contact Mindy Thomas at (989) 682-9227.

CITIZEN'S GUIDE TO LOCAL UNIT FINANCES - Maple Rapids - Clinton (193050)

REVENUES

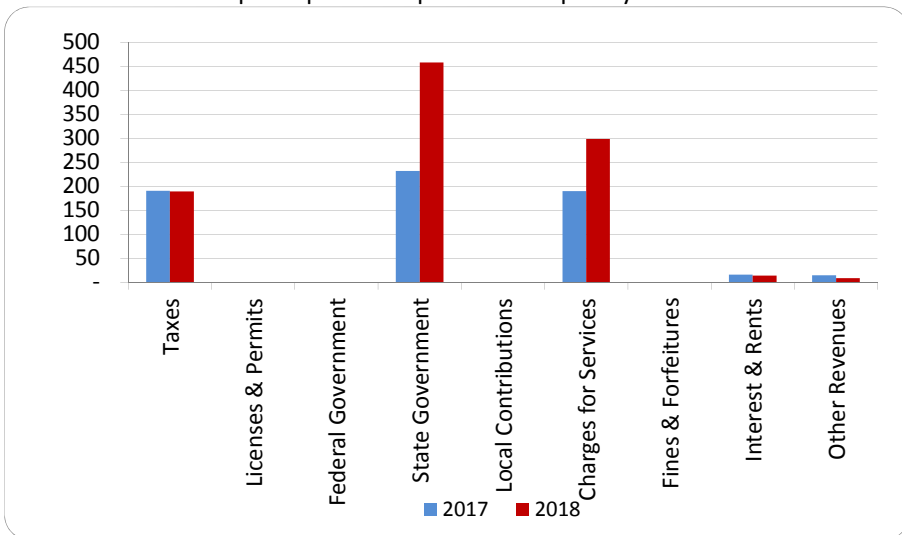
1. Where our money comes from (all governmental funds)



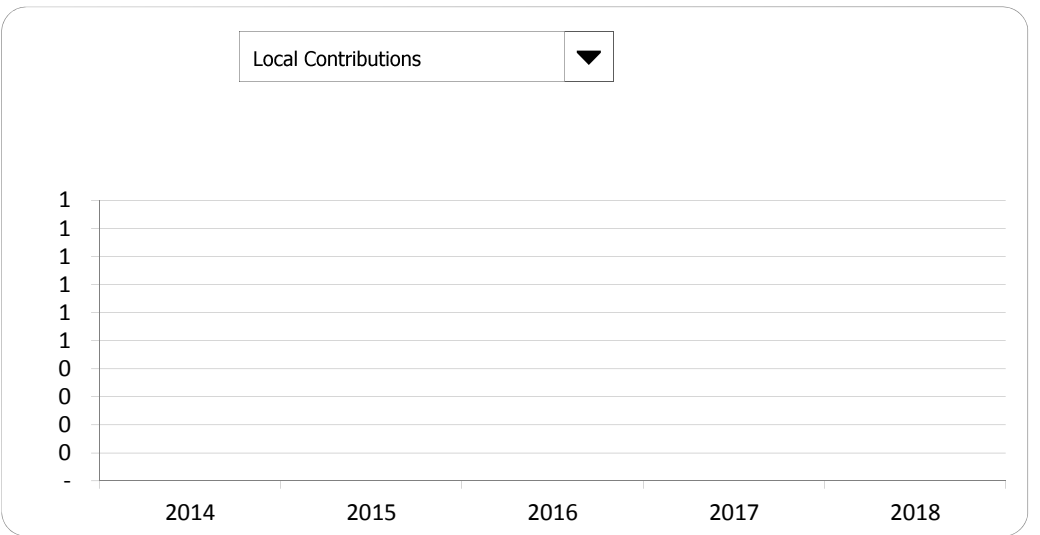
2. Compared to the prior year

	<u>2017</u>	<u>2018</u>	<u>% change</u>
Taxes	\$ 129,869	\$ 128,988	-0.68%
Licenses & Permits	-	-	N/A
Federal Government	-	-	N/A
State Government	158,283	312,874	97.67%
Local Contributions	-	-	N/A
Charges for Services	129,248	203,792	57.68%
Fines & Forfeitures	-	-	N/A
Interest & Rents	10,535	9,117	-13.46%
Other Revenues	9,647	5,618	-41.76%
Total Revenues	\$ 437,582	\$ 660,389	50.92%

3. Revenue sources per capita - compared to the prior year



4. Historical trends of individual sources



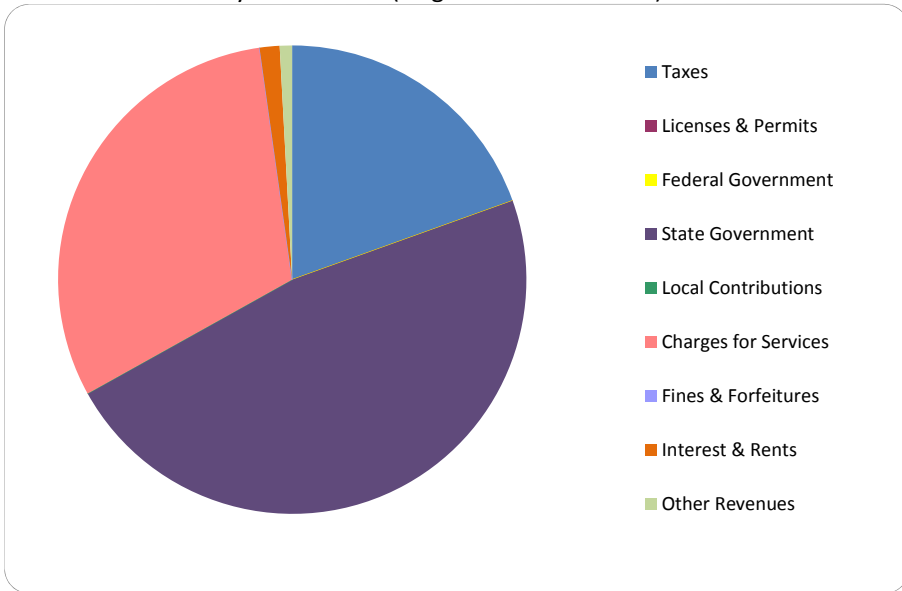
Commentary:

For more information on our unit's finances, contact Mindy Thomas at (989) 682-9227.

CITIZEN'S GUIDE TO LOCAL UNIT FINANCES - Maple Rapids - Clinton (193050)

REVENUES

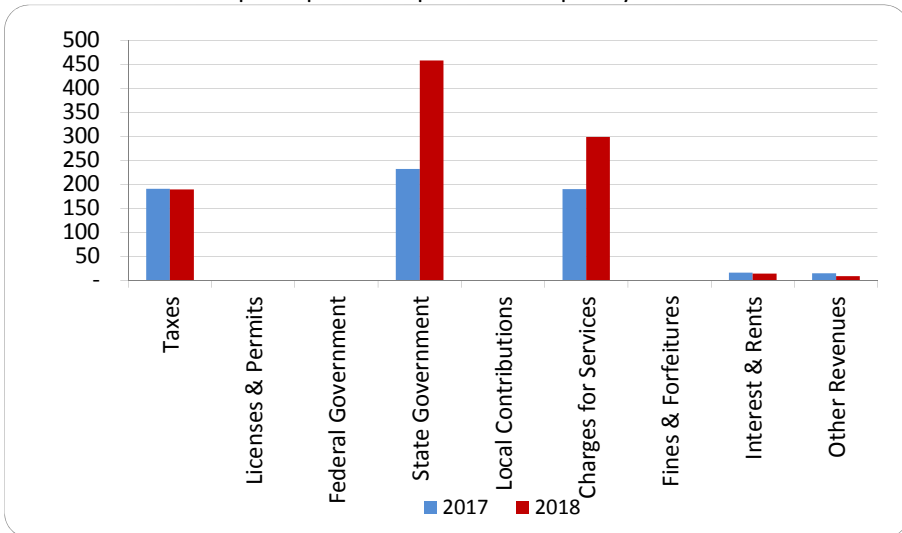
1. Where our money comes from (all governmental funds)



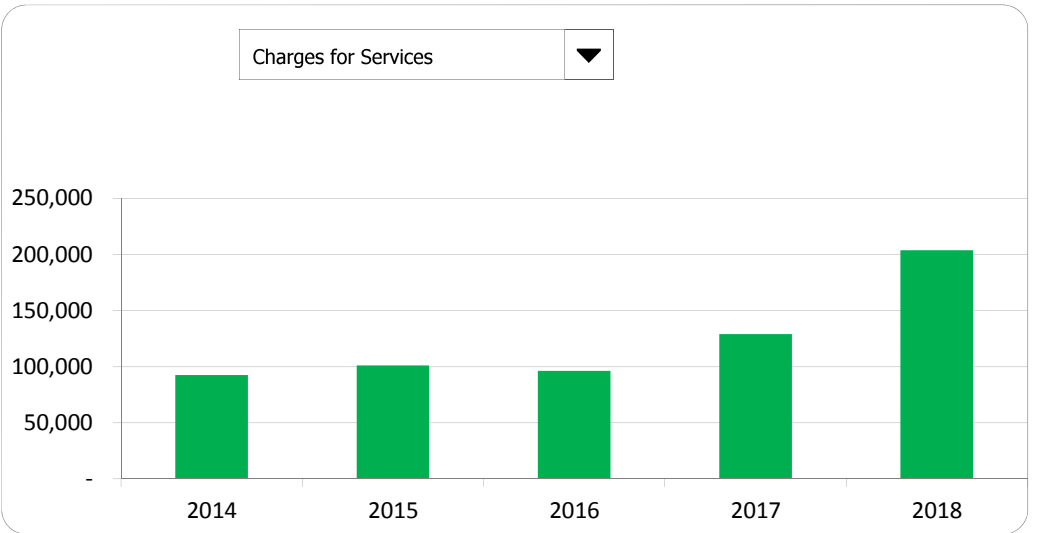
2. Compared to the prior year

	<u>2017</u>	<u>2018</u>	<u>% change</u>
Taxes	\$ 129,869	\$ 128,988	-0.68%
Licenses & Permits	-	-	N/A
Federal Government	-	-	N/A
State Government	158,283	312,874	97.67%
Local Contributions	-	-	N/A
Charges for Services	129,248	203,792	57.68%
Fines & Forfeitures	-	-	N/A
Interest & Rents	10,535	9,117	-13.46%
Other Revenues	9,647	5,618	-41.76%
Total Revenues	\$ 437,582	\$ 660,389	50.92%

3. Revenue sources per capita - compared to the prior year



4. Historical trends of individual sources



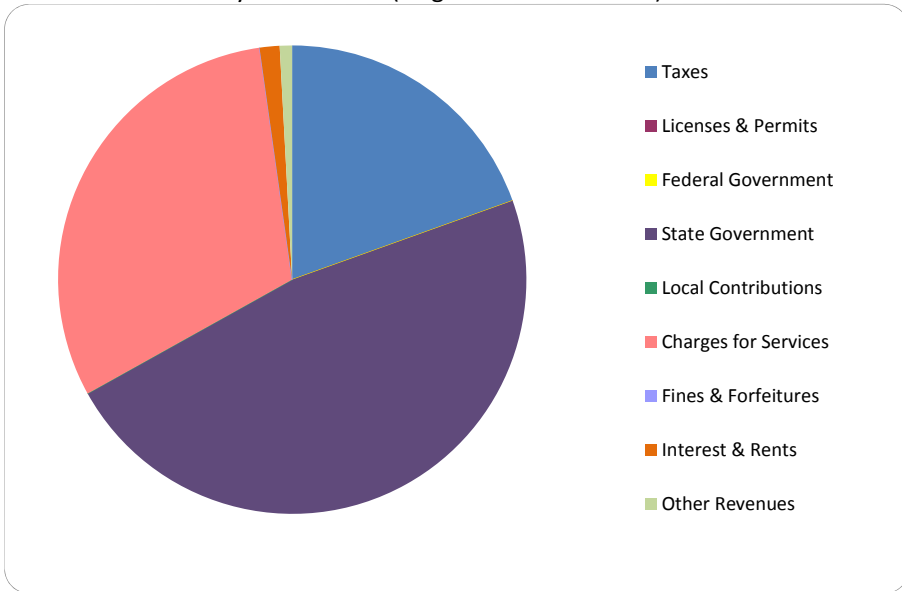
Commentary:

For more information on our unit's finances, contact Mindy Thomas at (989) 682-9227.

CITIZEN'S GUIDE TO LOCAL UNIT FINANCES - Maple Rapids - Clinton (193050)

REVENUES

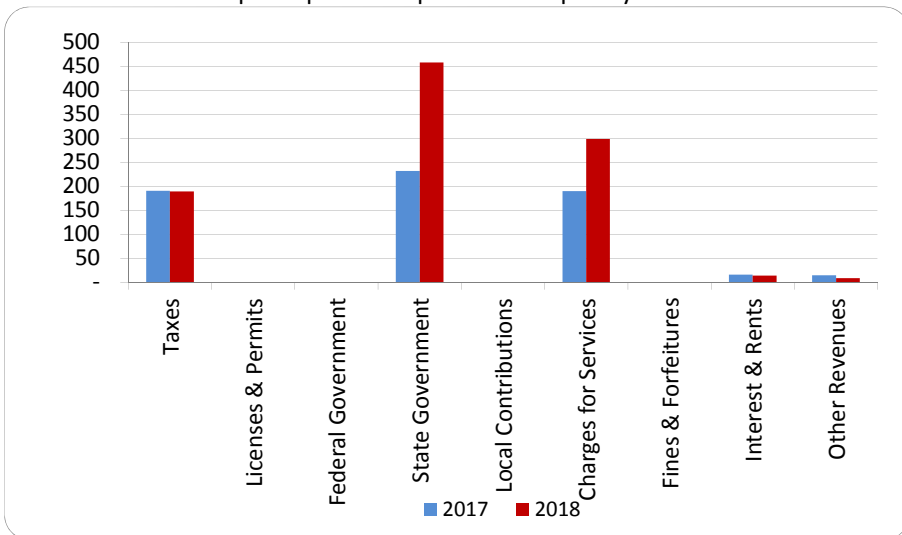
1. Where our money comes from (all governmental funds)



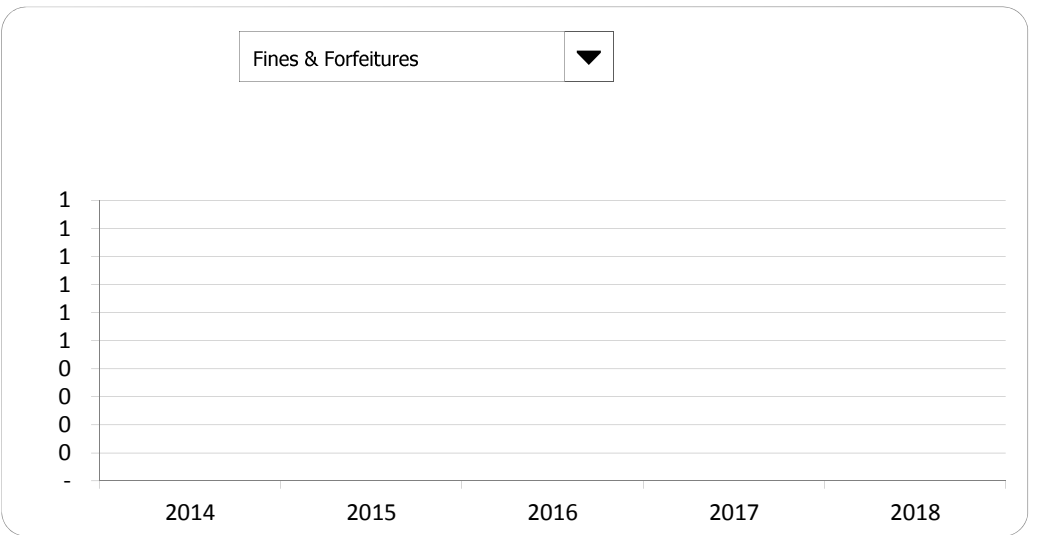
2. Compared to the prior year

	<u>2017</u>	<u>2018</u>	<u>% change</u>
Taxes	\$ 129,869	\$ 128,988	-0.68%
Licenses & Permits	-	-	N/A
Federal Government	-	-	N/A
State Government	158,283	312,874	97.67%
Local Contributions	-	-	N/A
Charges for Services	129,248	203,792	57.68%
Fines & Forfeitures	-	-	N/A
Interest & Rents	10,535	9,117	-13.46%
Other Revenues	9,647	5,618	-41.76%
Total Revenues	\$ 437,582	\$ 660,389	50.92%

3. Revenue sources per capita - compared to the prior year



4. Historical trends of individual sources



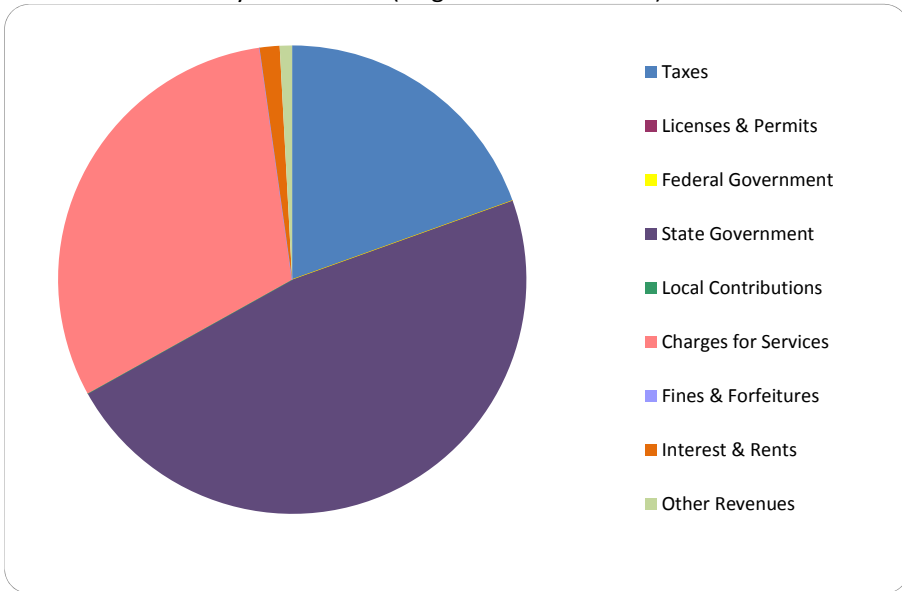
Commentary:

For more information on our unit's finances, contact Mindy Thomas at (989) 682-9227.

CITIZEN'S GUIDE TO LOCAL UNIT FINANCES - Maple Rapids - Clinton (193050)

REVENUES

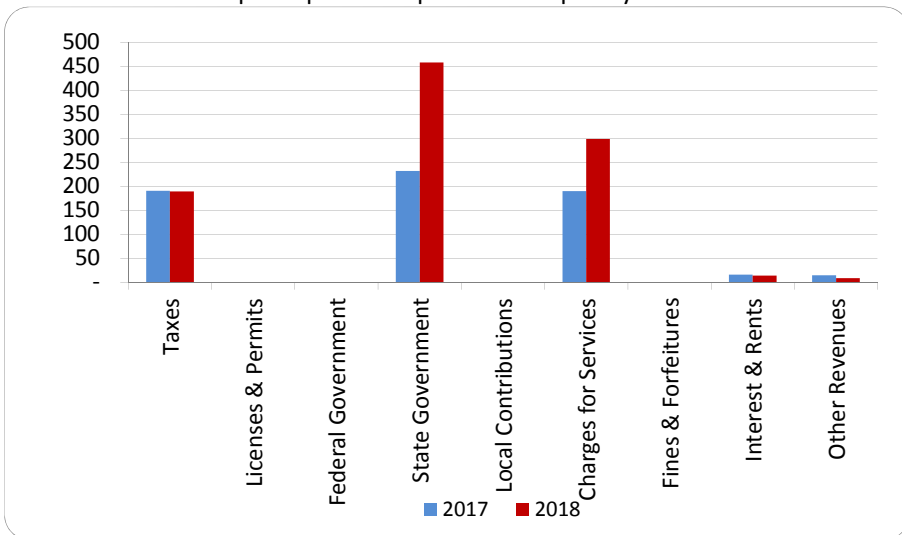
1. Where our money comes from (all governmental funds)



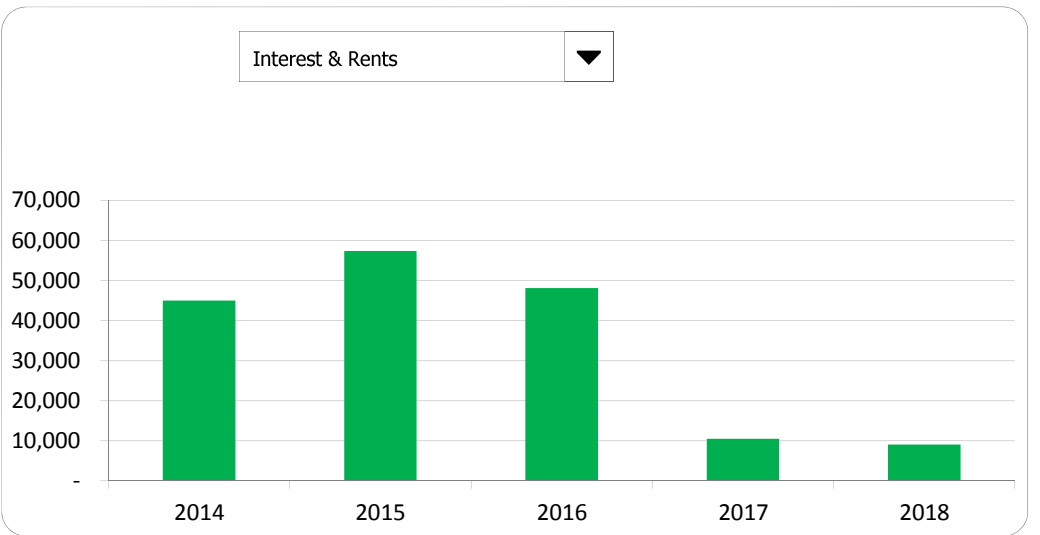
2. Compared to the prior year

	<u>2017</u>	<u>2018</u>	<u>% change</u>
Taxes	\$ 129,869	\$ 128,988	-0.68%
Licenses & Permits	-	-	N/A
Federal Government	-	-	N/A
State Government	158,283	312,874	97.67%
Local Contributions	-	-	N/A
Charges for Services	129,248	203,792	57.68%
Fines & Forfeitures	-	-	N/A
Interest & Rents	10,535	9,117	-13.46%
Other Revenues	9,647	5,618	-41.76%
Total Revenues	\$ 437,582	\$ 660,389	50.92%

3. Revenue sources per capita - compared to the prior year



4. Historical trends of individual sources



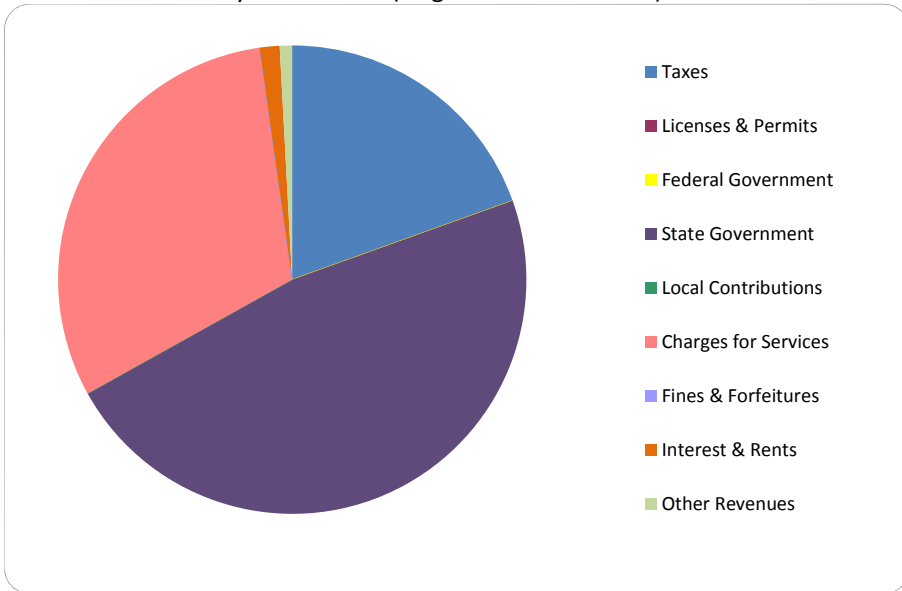
Commentary:

For more information on our unit's finances, contact Mindy Thomas at (989) 682-9227.

CITIZEN'S GUIDE TO LOCAL UNIT FINANCES - Maple Rapids - Clinton (193050)

REVENUES

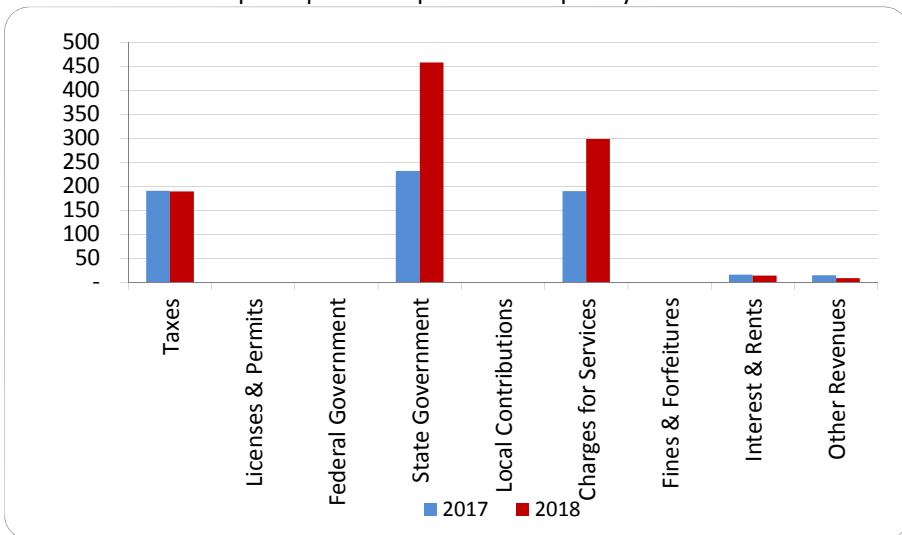
1. Where our money comes from (all governmental funds)



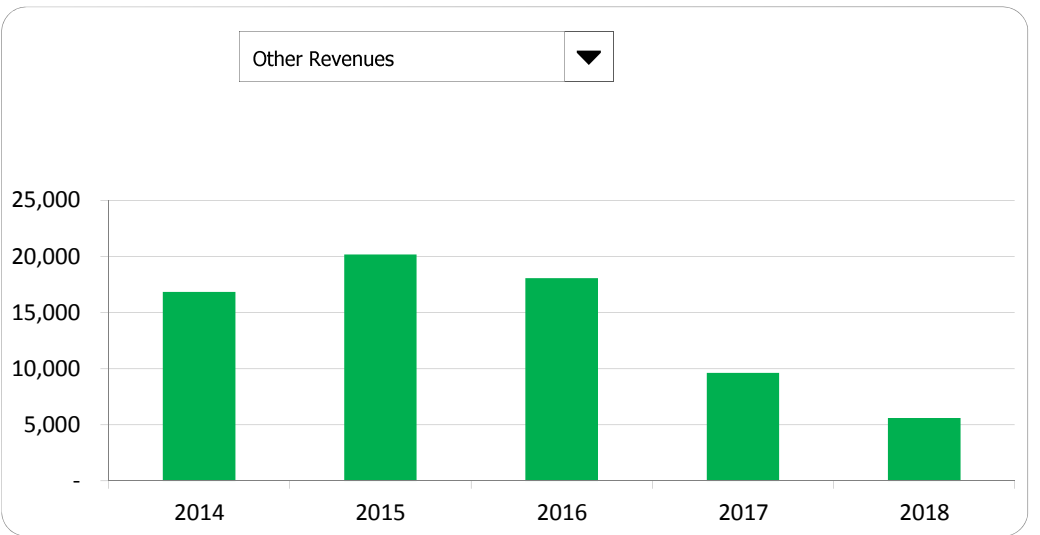
2. Compared to the prior year

	<u>2017</u>	<u>2018</u>	<u>% change</u>
Taxes	\$ 129,869	\$ 128,988	-0.68%
Licenses & Permits	-	-	N/A
Federal Government	-	-	N/A
State Government	158,283	312,874	97.67%
Local Contributions	-	-	N/A
Charges for Services	129,248	203,792	57.68%
Fines & Forfeitures	-	-	N/A
Interest & Rents	10,535	9,117	-13.46%
Other Revenues	9,647	5,618	-41.76%
Total Revenues	\$ 437,582	\$ 660,389	50.92%

3. Revenue sources per capita - compared to the prior year



4. Historical trends of individual sources



Commentary:

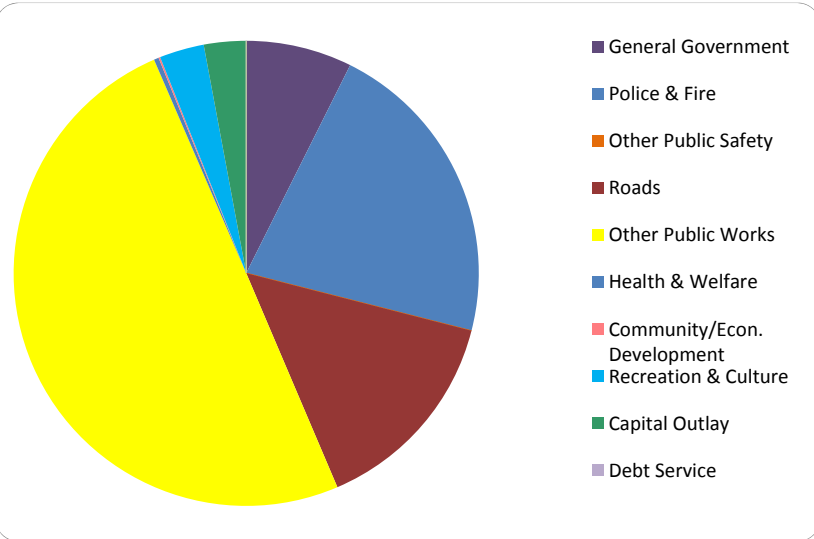
For more information on our unit's finances, contact Mindy Thomas at (989) 682-9227.

CITIZEN'S GUIDE TO LOCAL UNIT FINANCES - Maple Rapids - Clinton (193050)

EXPENDITURES

1. Where we spend our money (all governmental funds)

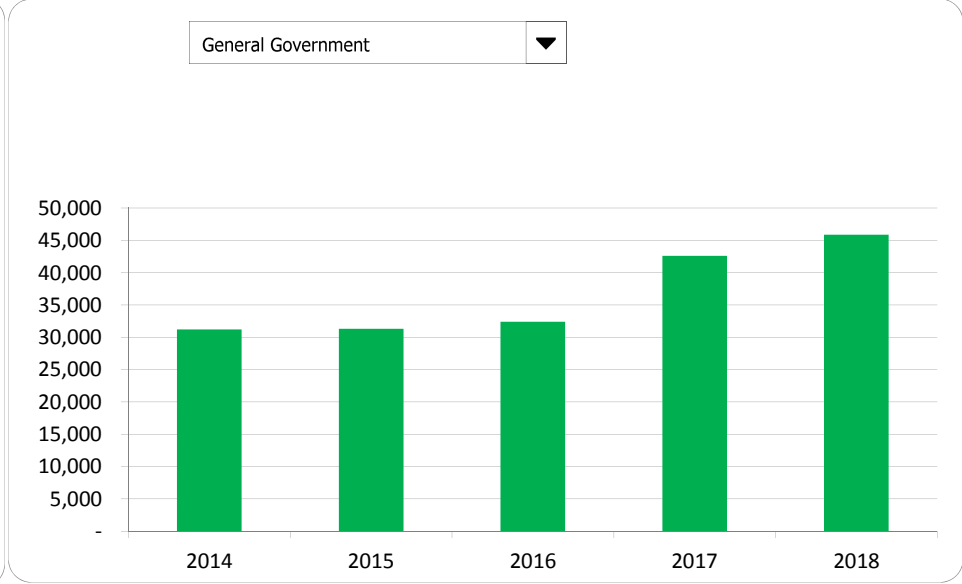
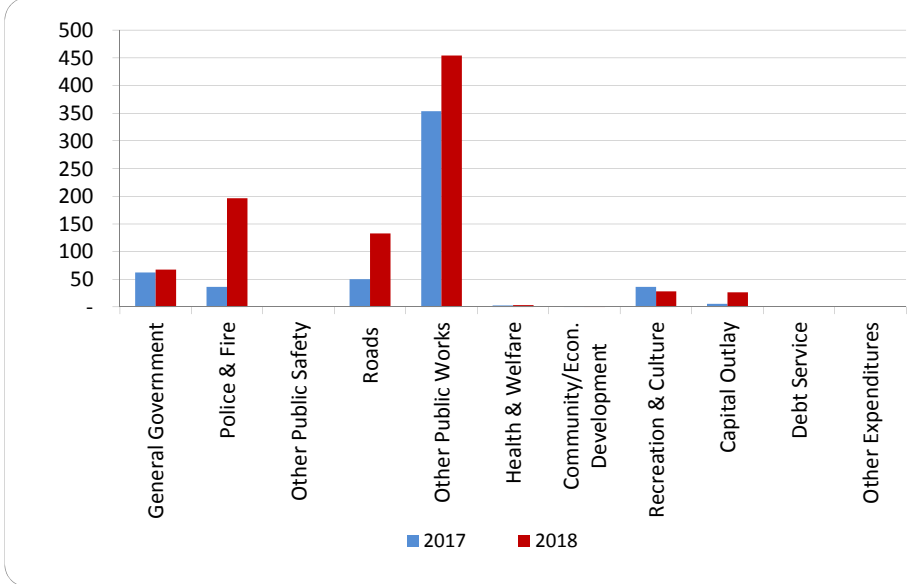
2. Compared to the prior year



	<u>2017</u>	<u>2018</u>	<u>% change</u>
General Government	\$ 42,609	\$ 45,897	7.72%
Police & Fire	24,919	134,248	438.74%
Other Public Safety	-	-	N/A
Roads	34,166	90,898	166.05%
Other Public Works	241,339	310,270	28.56%
Health & Welfare	2,016	2,191	8.68%
Community/Econ. Development	225	643	185.78%
Recreation & Culture	24,909	19,333	-22.39%
Capital Outlay	3,920	18,239	365.28%
Debt Service	-	-	N/A
Other Expenditures	-	-	N/A
Total Expenditures	\$ 374,103	\$ 621,719	66.19%

3. Spending per capita - compared to the prior year

4. Historical trends of individual departments:



Commentary:

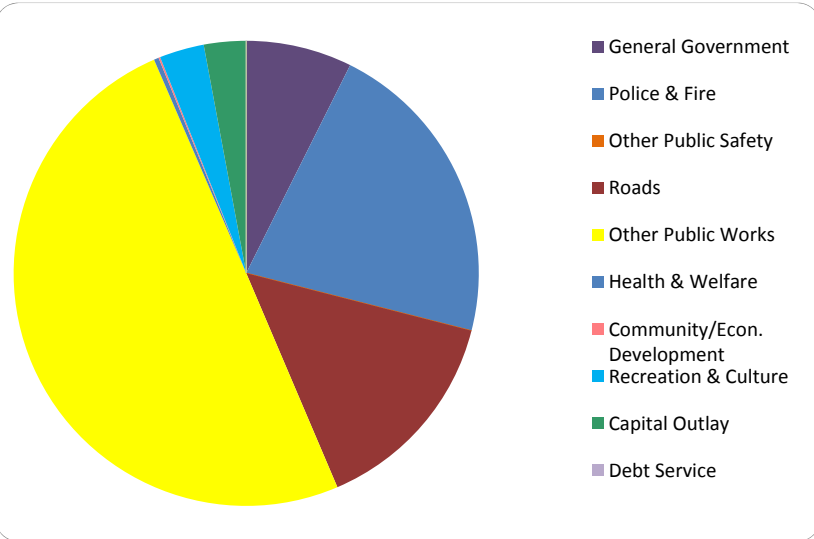
For more information on our unit's finances, contact Mindy Thomas at (989) 682-9227.

CITIZEN'S GUIDE TO LOCAL UNIT FINANCES - Maple Rapids - Clinton (193050)

EXPENDITURES

1. Where we spend our money (all governmental funds)

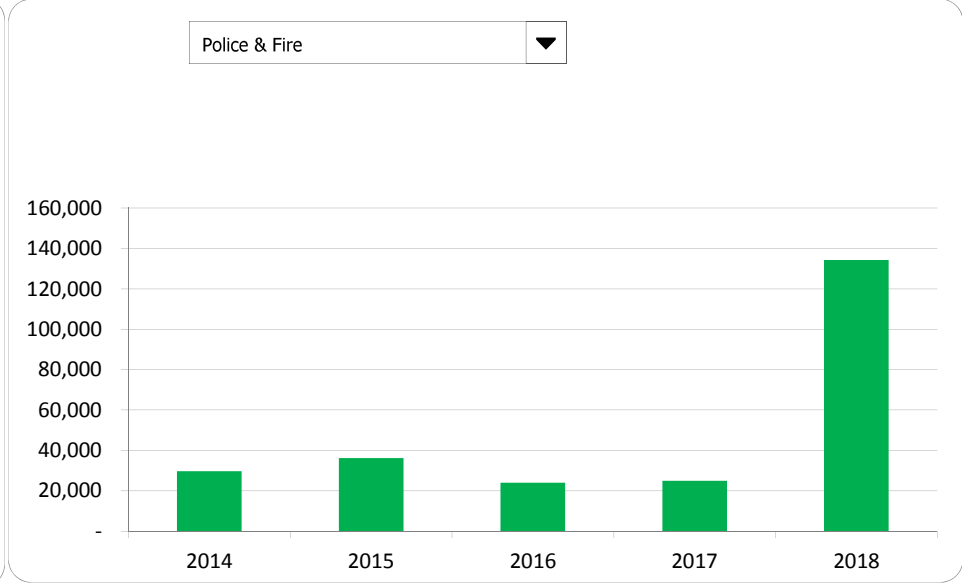
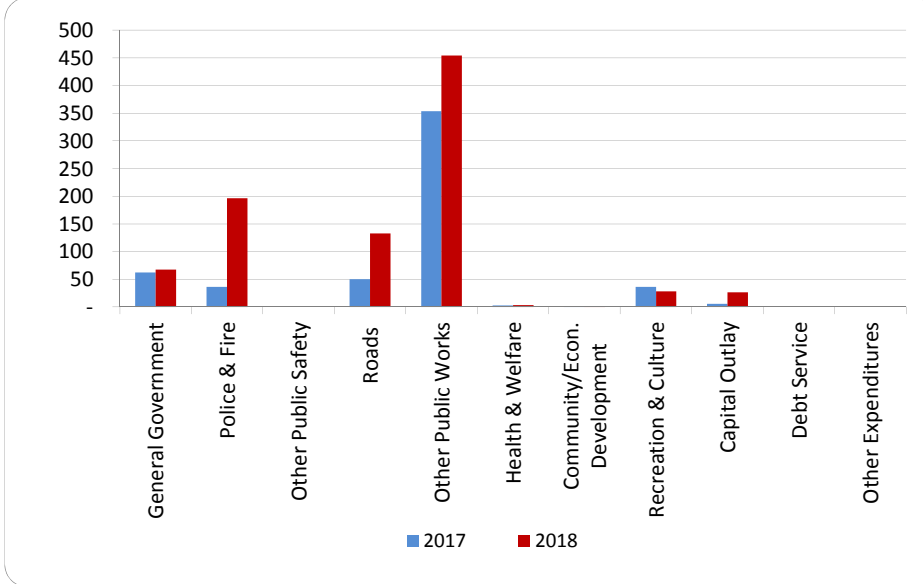
2. Compared to the prior year



	<u>2017</u>	<u>2018</u>	<u>% change</u>
General Government	\$ 42,609	\$ 45,897	7.72%
Police & Fire	24,919	134,248	438.74%
Other Public Safety	-	-	N/A
Roads	34,166	90,898	166.05%
Other Public Works	241,339	310,270	28.56%
Health & Welfare	2,016	2,191	8.68%
Community/Econ. Development	225	643	185.78%
Recreation & Culture	24,909	19,333	-22.39%
Capital Outlay	3,920	18,239	365.28%
Debt Service	-	-	N/A
Other Expenditures	-	-	N/A
Total Expenditures	\$ 374,103	\$ 621,719	66.19%

3. Spending per capita - compared to the prior year

4. Historical trends of individual departments:



Commentary:

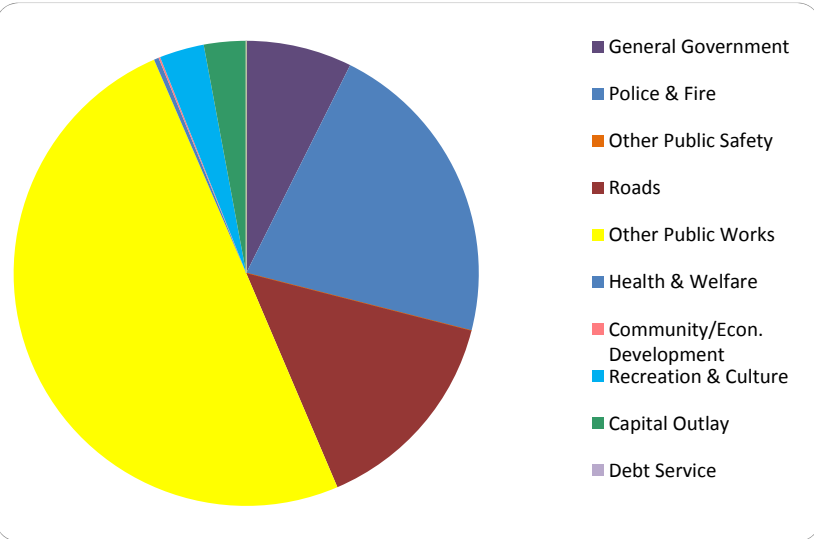
For more information on our unit's finances, contact Mindy Thomas at (989) 682-9227.

CITIZEN'S GUIDE TO LOCAL UNIT FINANCES - Maple Rapids - Clinton (193050)

EXPENDITURES

1. Where we spend our money (all governmental funds)

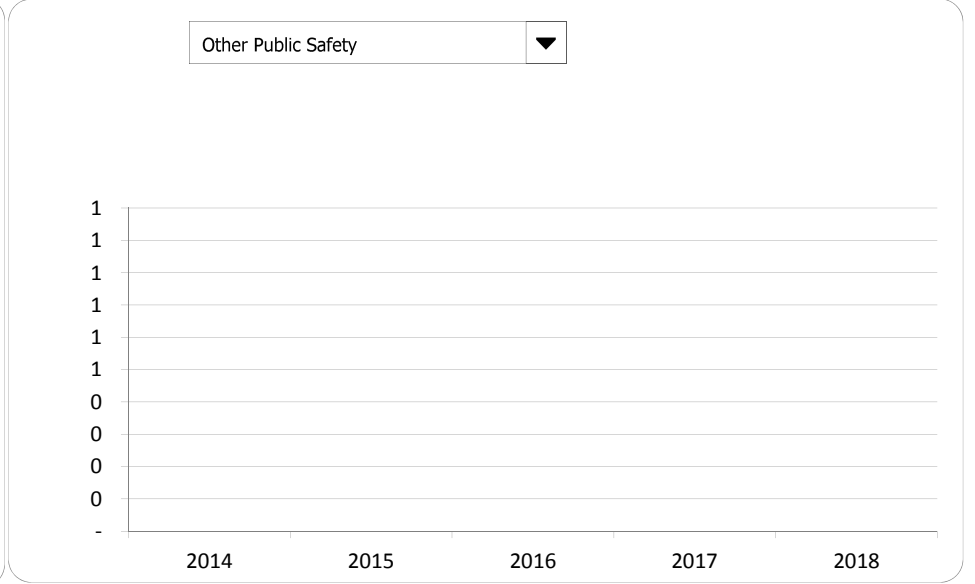
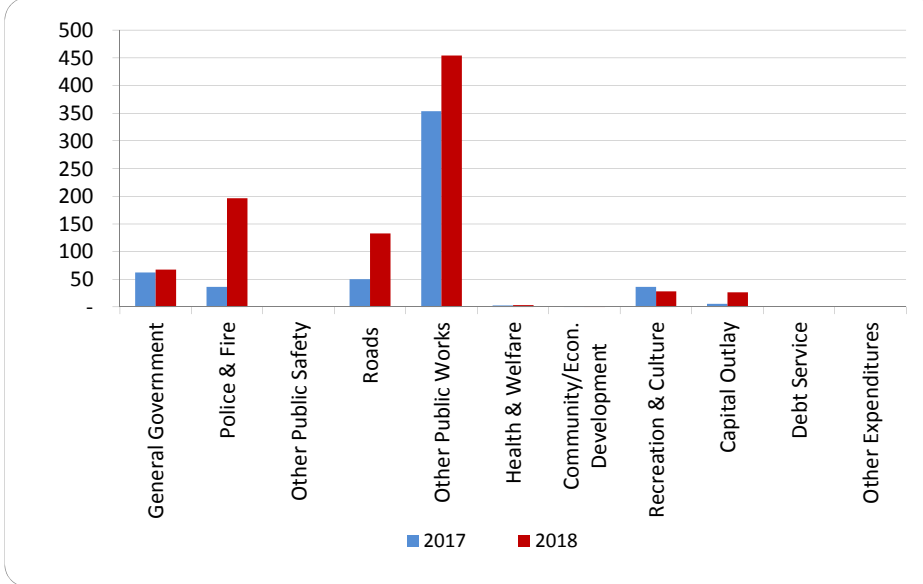
2. Compared to the prior year



	2017	2018	% change
General Government	\$ 42,609	\$ 45,897	7.72%
Police & Fire	24,919	134,248	438.74%
Other Public Safety	-	-	N/A
Roads	34,166	90,898	166.05%
Other Public Works	241,339	310,270	28.56%
Health & Welfare	2,016	2,191	8.68%
Community/Econ. Development	225	643	185.78%
Recreation & Culture	24,909	19,333	-22.39%
Capital Outlay	3,920	18,239	365.28%
Debt Service	-	-	N/A
Other Expenditures	-	-	N/A
Total Expenditures	\$ 374,103	\$ 621,719	66.19%

3. Spending per capita - compared to the prior year

4. Historical trends of individual departments:



Commentary:

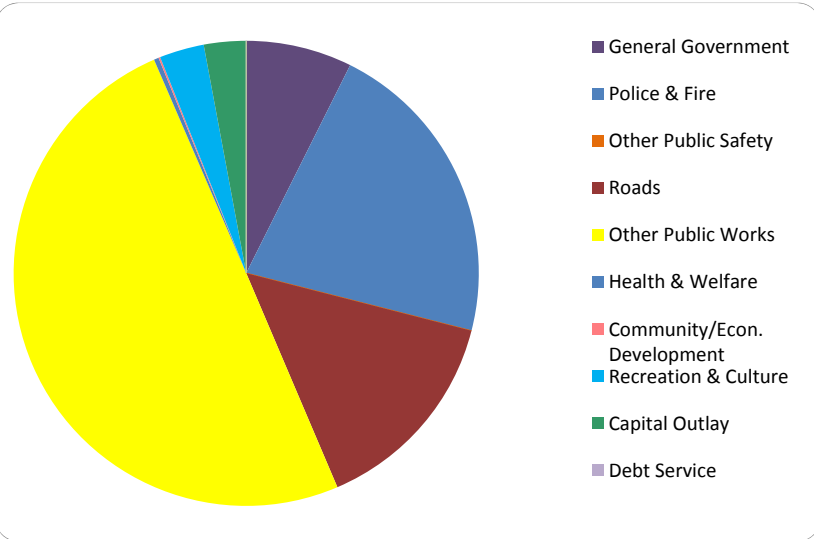
For more information on our unit's finances, contact Mindy Thomas at (989) 682-9227.

CITIZEN'S GUIDE TO LOCAL UNIT FINANCES - Maple Rapids - Clinton (193050)

EXPENDITURES

1. Where we spend our money (all governmental funds)

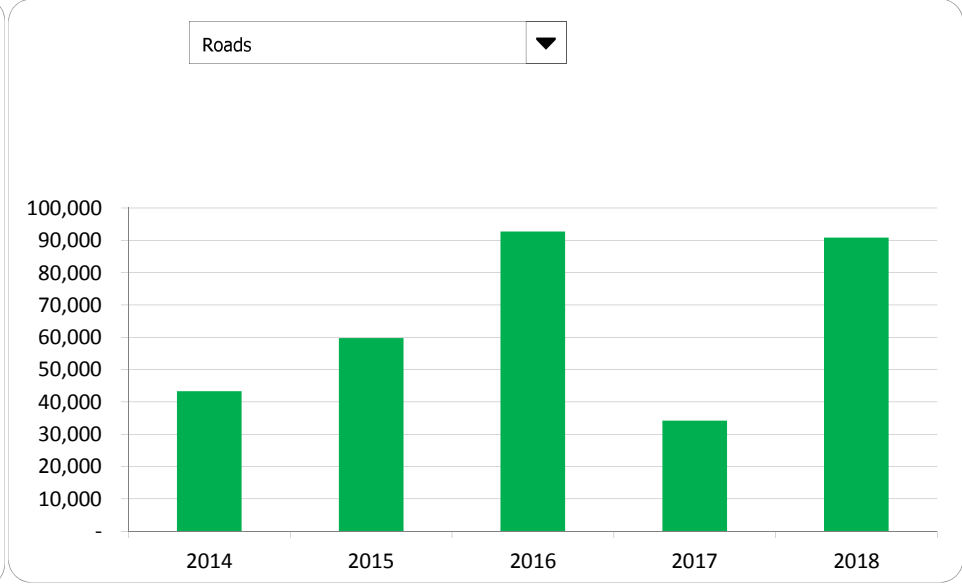
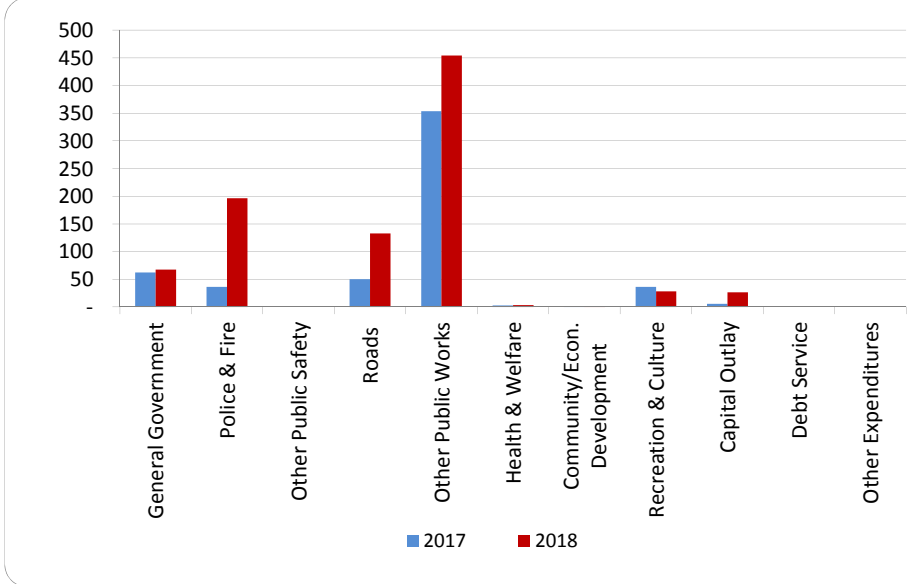
2. Compared to the prior year



	2017	2018	% change
General Government	\$ 42,609	\$ 45,897	7.72%
Police & Fire	24,919	134,248	438.74%
Other Public Safety	-	-	N/A
Roads	34,166	90,898	166.05%
Other Public Works	241,339	310,270	28.56%
Health & Welfare	2,016	2,191	8.68%
Community/Econ. Development	225	643	185.78%
Recreation & Culture	24,909	19,333	-22.39%
Capital Outlay	3,920	18,239	365.28%
Debt Service	-	-	N/A
Other Expenditures	-	-	N/A
Total Expenditures	\$ 374,103	\$ 621,719	66.19%

3. Spending per capita - compared to the prior year

4. Historical trends of individual departments:



Commentary:

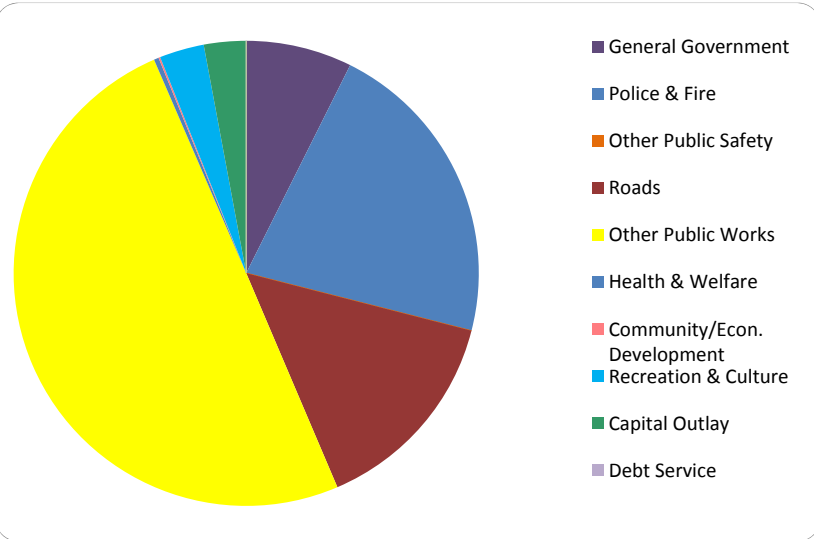
For more information on our unit's finances, contact Mindy Thomas at (989) 682-9227.

CITIZEN'S GUIDE TO LOCAL UNIT FINANCES - Maple Rapids - Clinton (193050)

EXPENDITURES

1. Where we spend our money (all governmental funds)

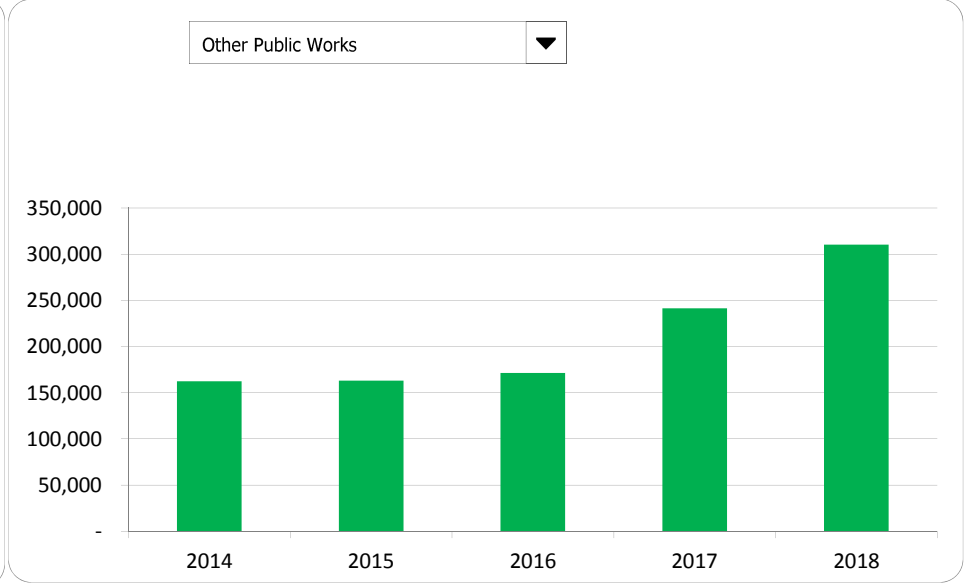
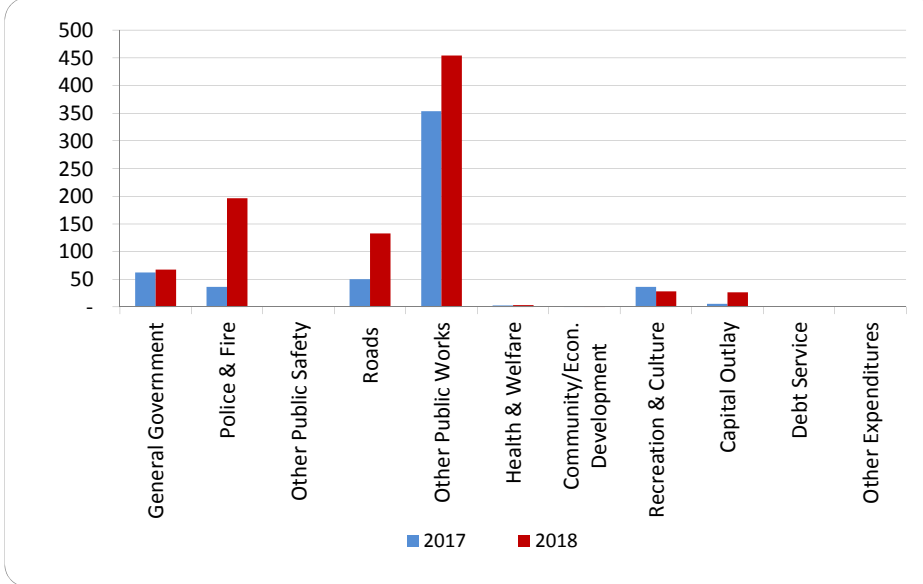
2. Compared to the prior year



	2017	2018	% change
General Government	\$ 42,609	\$ 45,897	7.72%
Police & Fire	24,919	134,248	438.74%
Other Public Safety	-	-	N/A
Roads	34,166	90,898	166.05%
Other Public Works	241,339	310,270	28.56%
Health & Welfare	2,016	2,191	8.68%
Community/Econ. Development	225	643	185.78%
Recreation & Culture	24,909	19,333	-22.39%
Capital Outlay	3,920	18,239	365.28%
Debt Service	-	-	N/A
Other Expenditures	-	-	N/A
Total Expenditures	\$ 374,103	\$ 621,719	66.19%

3. Spending per capita - compared to the prior year

4. Historical trends of individual departments:



Commentary:

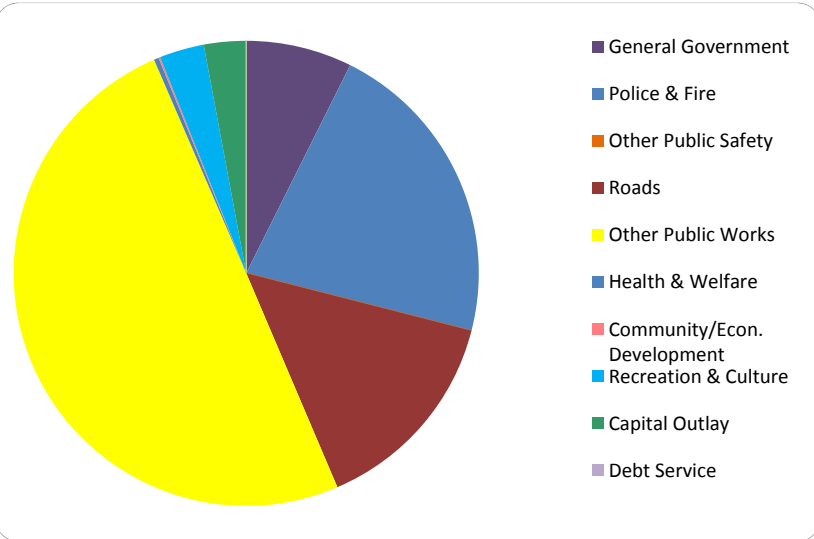
For more information on our unit's finances, contact Mindy Thomas at (989) 682-9227.

CITIZEN'S GUIDE TO LOCAL UNIT FINANCES - Maple Rapids - Clinton (193050)

EXPENDITURES

1. Where we spend our money (all governmental funds)

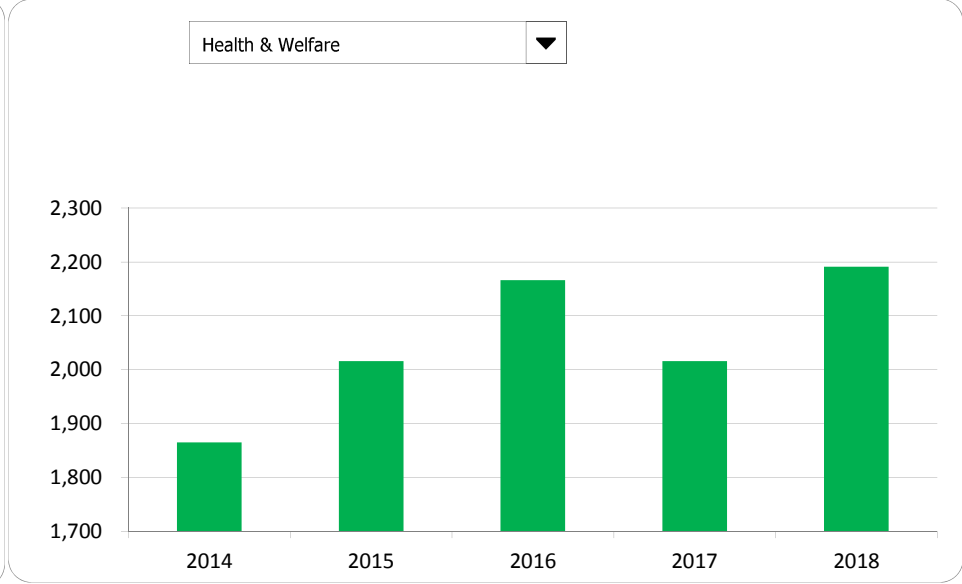
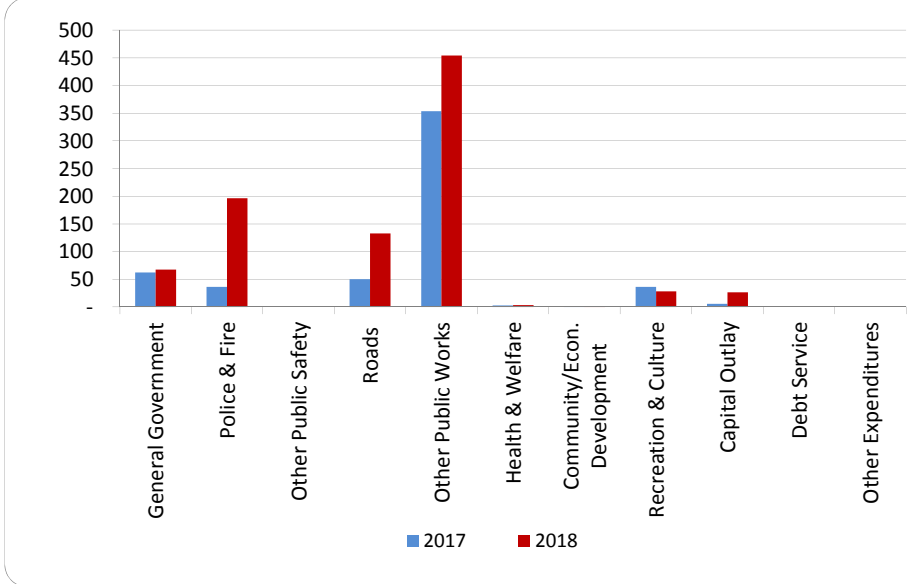
2. Compared to the prior year



	<u>2017</u>	<u>2018</u>	<u>% change</u>
General Government	\$ 42,609	\$ 45,897	7.72%
Police & Fire	24,919	134,248	438.74%
Other Public Safety	-	-	N/A
Roads	34,166	90,898	166.05%
Other Public Works	241,339	310,270	28.56%
Health & Welfare	2,016	2,191	8.68%
Community/Econ. Development	225	643	185.78%
Recreation & Culture	24,909	19,333	-22.39%
Capital Outlay	3,920	18,239	365.28%
Debt Service	-	-	N/A
Other Expenditures	-	-	N/A
Total Expenditures	\$ 374,103	\$ 621,719	66.19%

3. Spending per capita - compared to the prior year

4. Historical trends of individual departments:



Commentary:

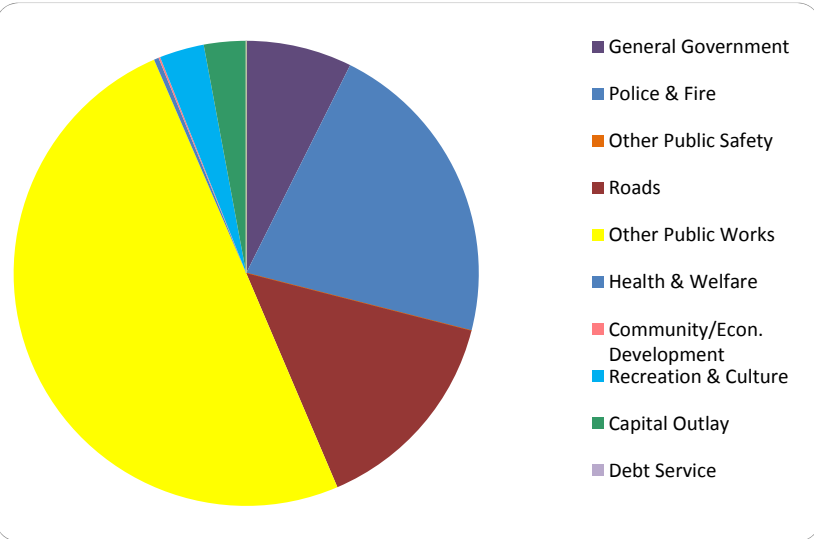
For more information on our unit's finances, contact Mindy Thomas at (989) 682-9227.

CITIZEN'S GUIDE TO LOCAL UNIT FINANCES - Maple Rapids - Clinton (193050)

EXPENDITURES

1. Where we spend our money (all governmental funds)

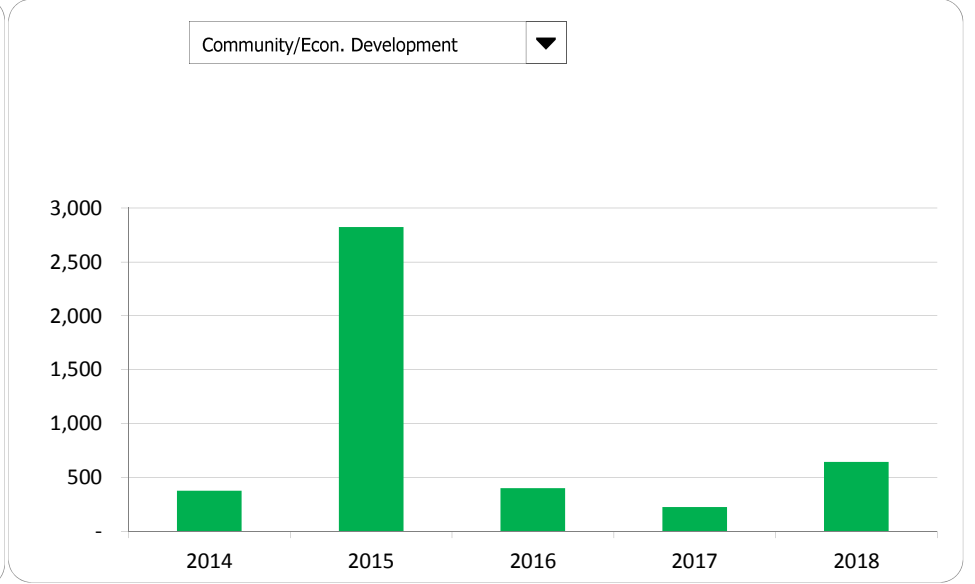
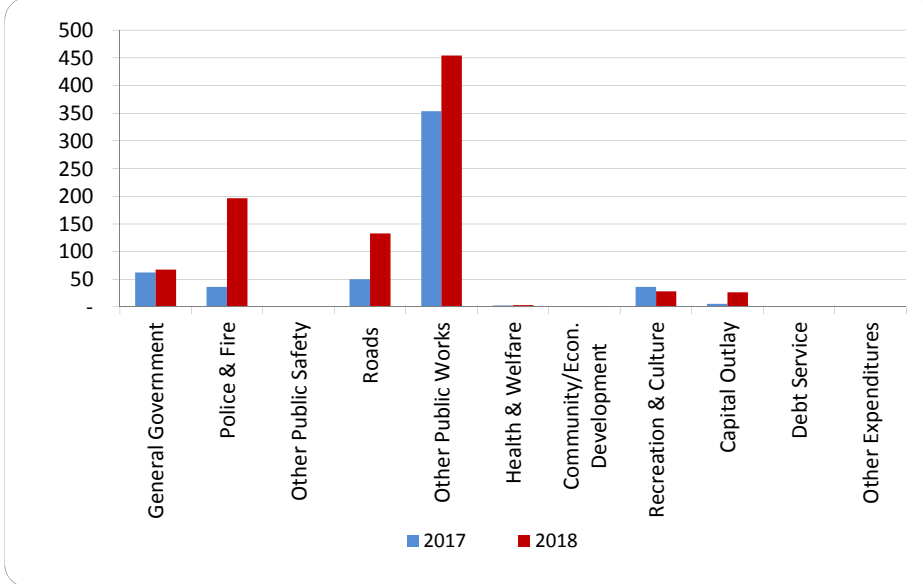
2. Compared to the prior year



	2017	2018	% change
General Government	\$ 42,609	\$ 45,897	7.72%
Police & Fire	24,919	134,248	438.74%
Other Public Safety	-	-	N/A
Roads	34,166	90,898	166.05%
Other Public Works	241,339	310,270	28.56%
Health & Welfare	2,016	2,191	8.68%
Community/Econ. Development	225	643	185.78%
Recreation & Culture	24,909	19,333	-22.39%
Capital Outlay	3,920	18,239	365.28%
Debt Service	-	-	N/A
Other Expenditures	-	-	N/A
Total Expenditures	\$ 374,103	\$ 621,719	66.19%

3. Spending per capita - compared to the prior year

4. Historical trends of individual departments:



Commentary:

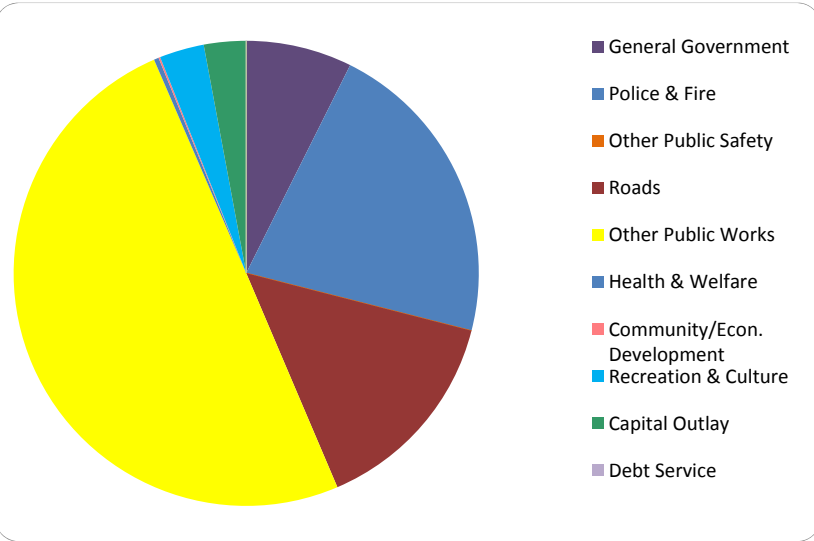
For more information on our unit's finances, contact Mindy Thomas at (989) 682-9227.

CITIZEN'S GUIDE TO LOCAL UNIT FINANCES - Maple Rapids - Clinton (193050)

EXPENDITURES

1. Where we spend our money (all governmental funds)

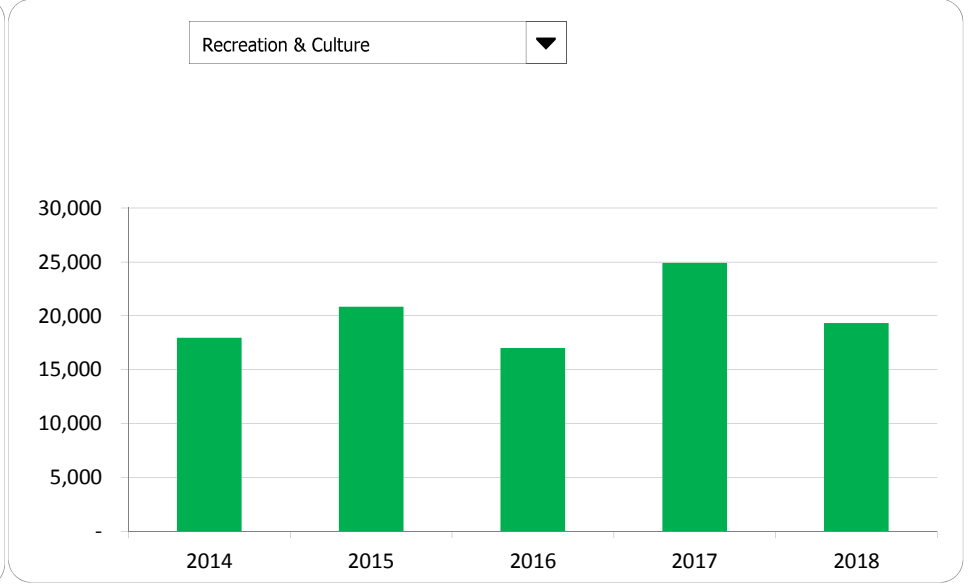
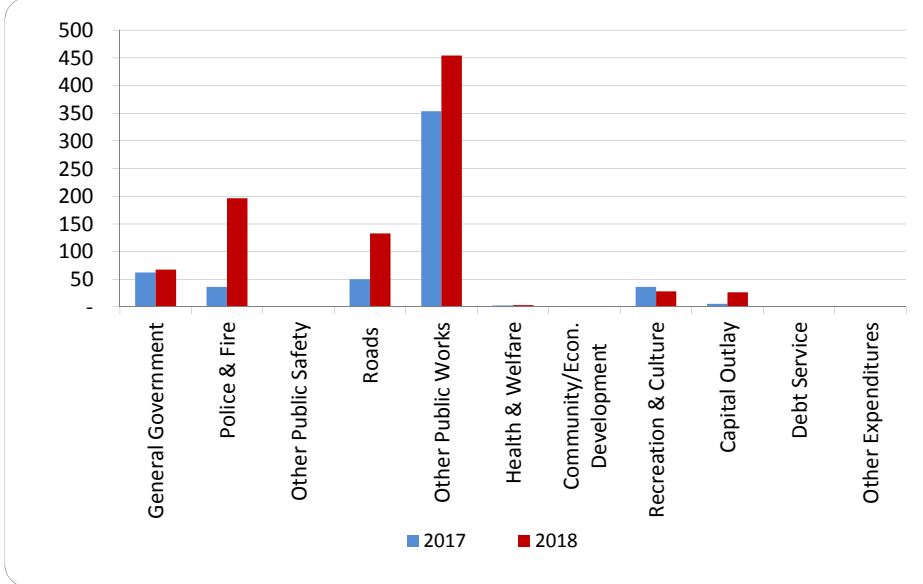
2. Compared to the prior year



	2017	2018	% change
General Government	\$ 42,609	\$ 45,897	7.72%
Police & Fire	24,919	134,248	438.74%
Other Public Safety	-	-	N/A
Roads	34,166	90,898	166.05%
Other Public Works	241,339	310,270	28.56%
Health & Welfare	2,016	2,191	8.68%
Community/Econ. Development	225	643	185.78%
Recreation & Culture	24,909	19,333	-22.39%
Capital Outlay	3,920	18,239	365.28%
Debt Service	-	-	N/A
Other Expenditures	-	-	N/A
Total Expenditures	\$ 374,103	\$ 621,719	66.19%

3. Spending per capita - compared to the prior year

4. Historical trends of individual departments:



Commentary:

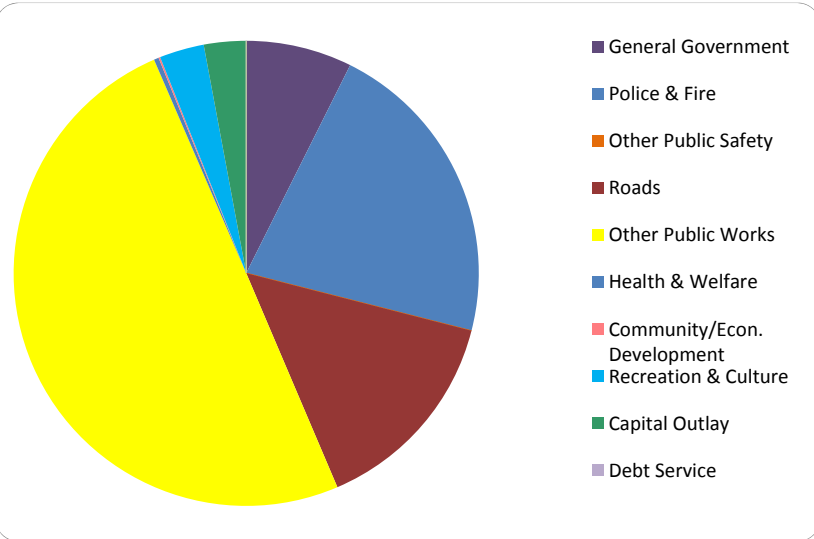
For more information on our unit's finances, contact Mindy Thomas at (989) 682-9227.

CITIZEN'S GUIDE TO LOCAL UNIT FINANCES - Maple Rapids - Clinton (193050)

EXPENDITURES

1. Where we spend our money (all governmental funds)

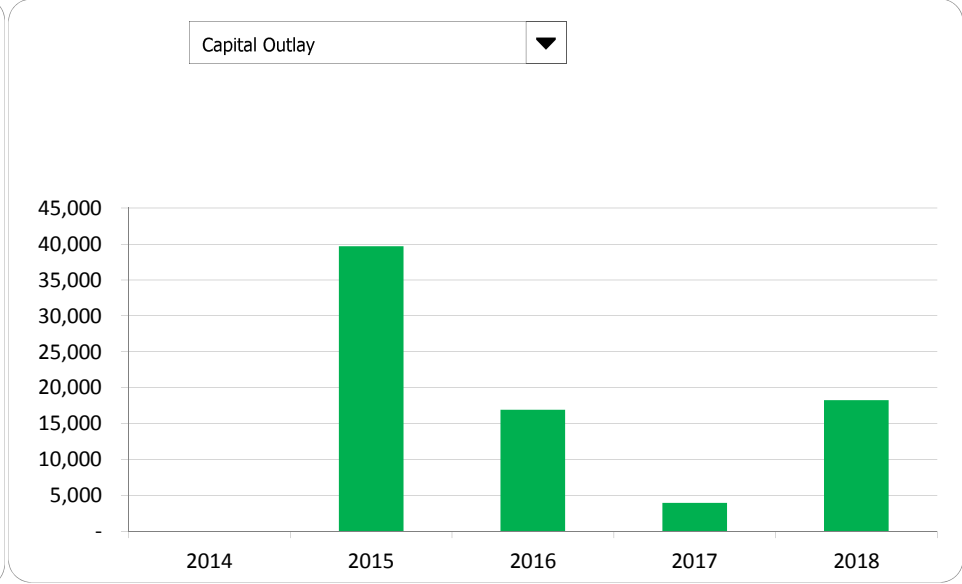
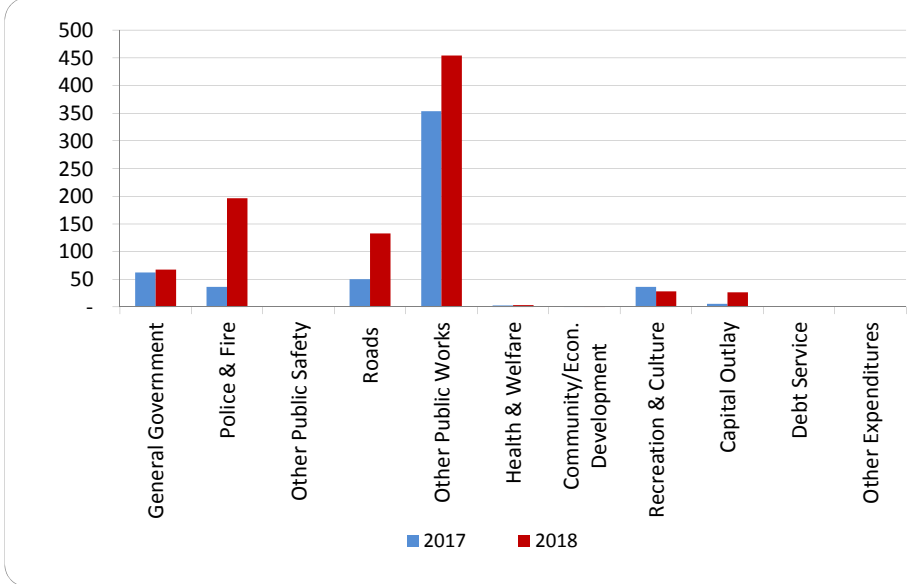
2. Compared to the prior year



	<u>2017</u>	<u>2018</u>	<u>% change</u>
General Government	\$ 42,609	\$ 45,897	7.72%
Police & Fire	24,919	134,248	438.74%
Other Public Safety	-	-	N/A
Roads	34,166	90,898	166.05%
Other Public Works	241,339	310,270	28.56%
Health & Welfare	2,016	2,191	8.68%
Community/Econ. Development	225	643	185.78%
Recreation & Culture	24,909	19,333	-22.39%
Capital Outlay	3,920	18,239	365.28%
Debt Service	-	-	N/A
Other Expenditures	-	-	N/A
Total Expenditures	\$ 374,103	\$ 621,719	66.19%

3. Spending per capita - compared to the prior year

4. Historical trends of individual departments:



Commentary:

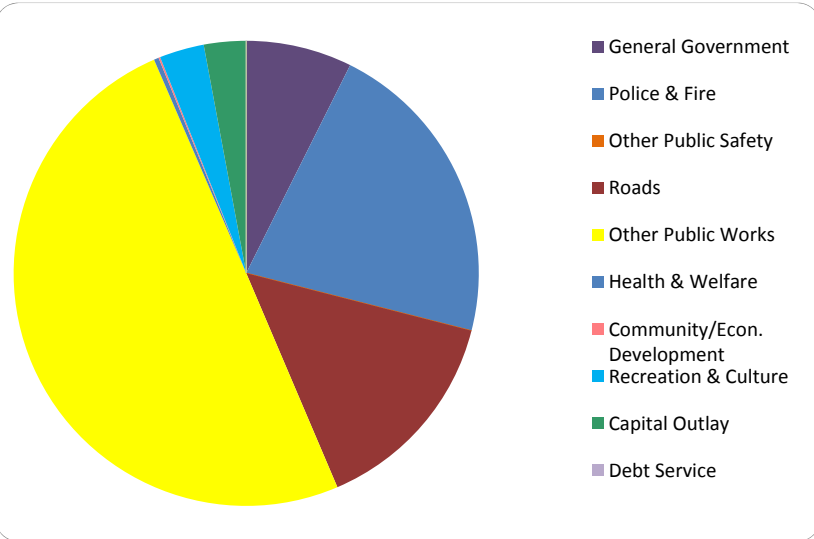
For more information on our unit's finances, contact Mindy Thomas at (989) 682-9227.

CITIZEN'S GUIDE TO LOCAL UNIT FINANCES - Maple Rapids - Clinton (193050)

EXPENDITURES

1. Where we spend our money (all governmental funds)


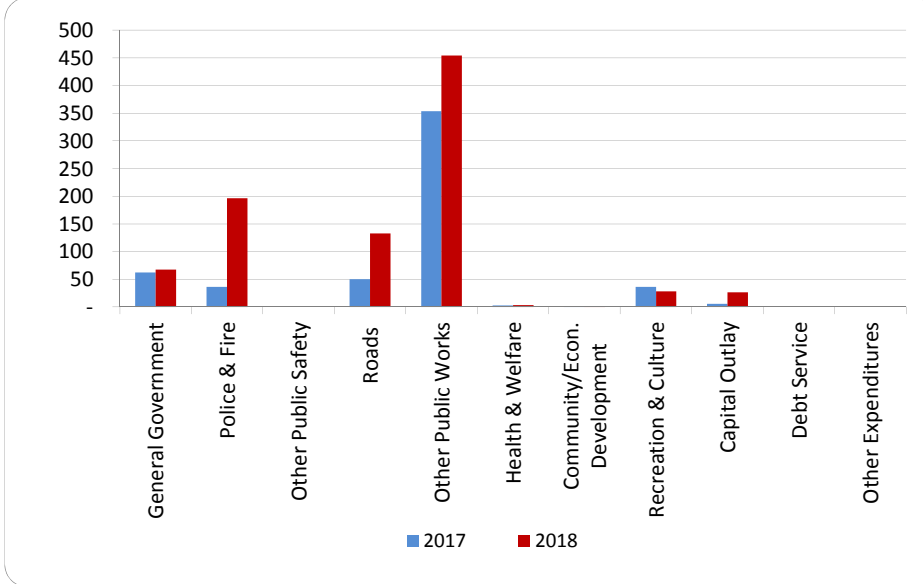
2. Compared to the prior year



	2017	2018	% change
General Government	\$ 42,609	\$ 45,897	7.72%
Police & Fire	24,919	134,248	438.74%
Other Public Safety	-	-	N/A
Roads	34,166	90,898	166.05%
Other Public Works	241,339	310,270	28.56%
Health & Welfare	2,016	2,191	8.68%
Community/Econ. Development	225	643	185.78%
Recreation & Culture	24,909	19,333	-22.39%
Capital Outlay	3,920	18,239	365.28%
Debt Service	-	-	N/A
Other Expenditures	-	-	N/A
Total Expenditures	\$ 374,103	\$ 621,719	66.19%

3. Spending per capita - compared to the prior year

4. Historical trends of individual departments:



Commentary:

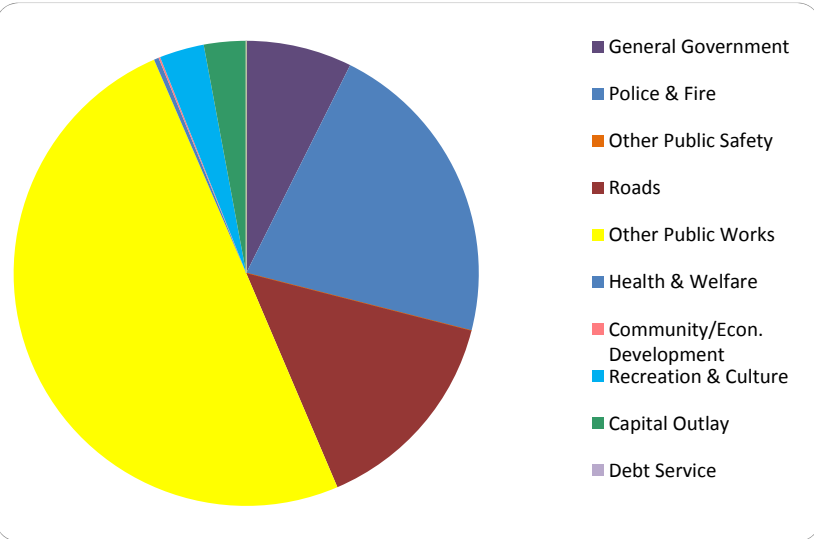
For more information on our unit's finances, contact Mindy Thomas at (989) 682-9227.

CITIZEN'S GUIDE TO LOCAL UNIT FINANCES - Maple Rapids - Clinton (193050)

EXPENDITURES

1. Where we spend our money (all governmental funds)

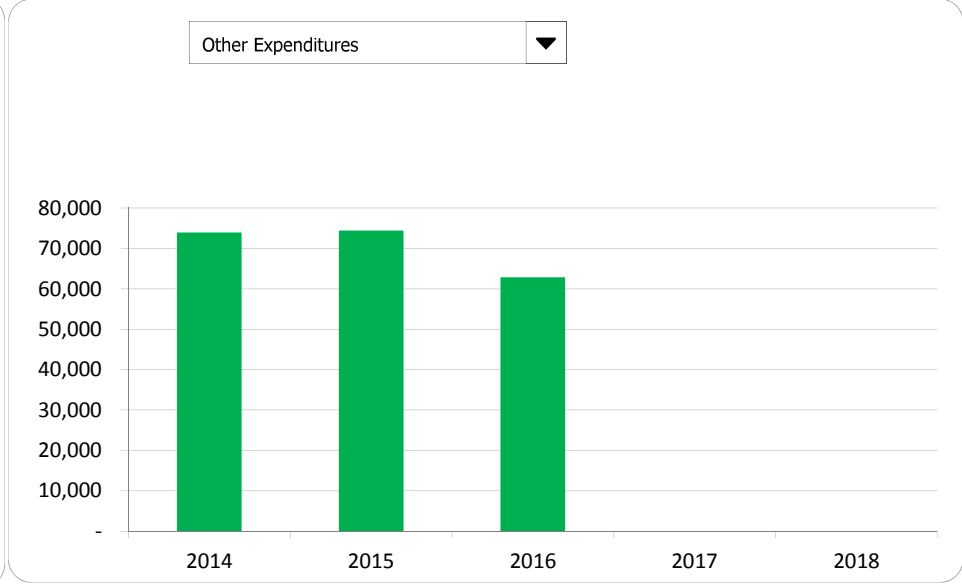
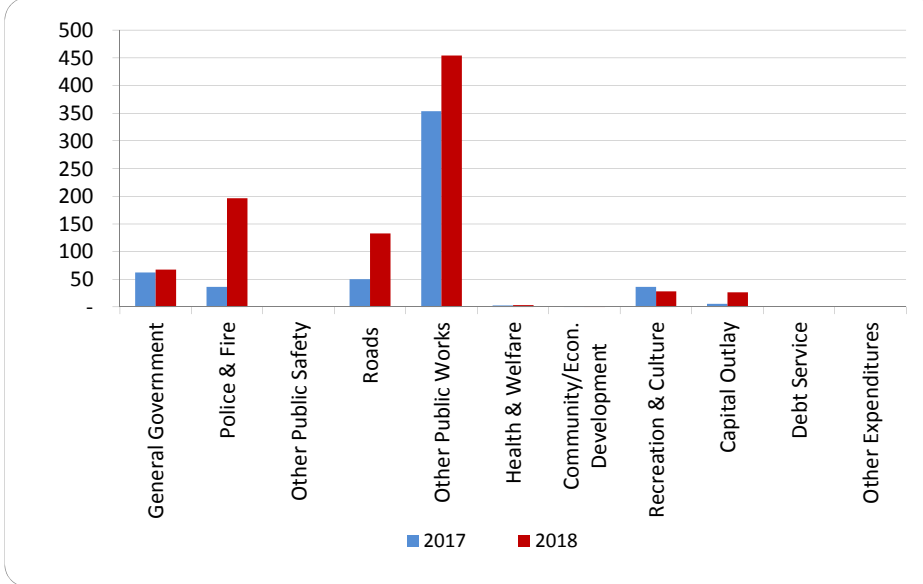
2. Compared to the prior year



	2017	2018	% change
General Government	\$ 42,609	\$ 45,897	7.72%
Police & Fire	24,919	134,248	438.74%
Other Public Safety	-	-	N/A
Roads	34,166	90,898	166.05%
Other Public Works	241,339	310,270	28.56%
Health & Welfare	2,016	2,191	8.68%
Community/Econ. Development	225	643	185.78%
Recreation & Culture	24,909	19,333	-22.39%
Capital Outlay	3,920	18,239	365.28%
Debt Service	-	-	N/A
Other Expenditures	-	-	N/A
Total Expenditures	\$ 374,103	\$ 621,719	66.19%

3. Spending per capita - compared to the prior year

4. Historical trends of individual departments:



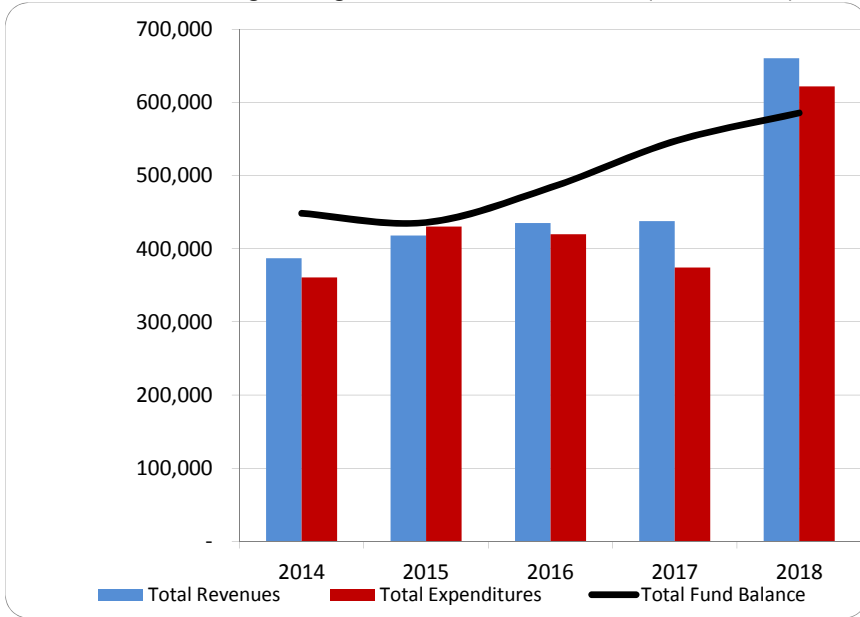
Commentary:

For more information on our unit's finances, contact Mindy Thomas at (989) 682-9227.

CITIZEN'S GUIDE TO LOCAL UNIT FINANCES - Maple Rapids - Clinton (193050)

FINANCIAL POSITION

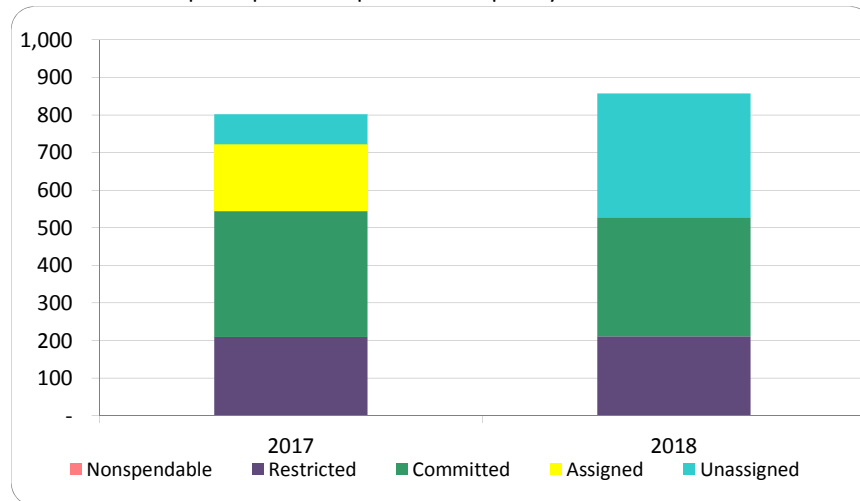
1. How have we managed our governmental fund resources (fund balance)?



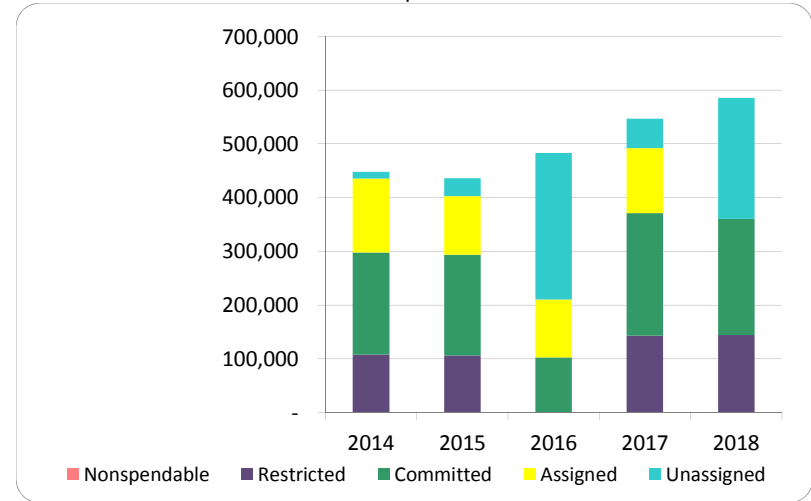
2. Compared to the prior year

	2017	2018	% change
Revenue	437,582	660,389	50.92%
Expenditures	374,103	621,719	66.19%
Surplus (shortfall)	63,479	38,670	-39.08%
Fund balance, by component:			
Nonspendable	-	-	N/A
Restricted	142,922	144,129	0.84%
Committed	228,302	216,153	-5.32%
Assigned	121,190	-	-100.00%
Unassigned	54,473	225,275	313.55%
total fund balance	546,887	585,557	7.07%

3. Fund balance per capita - compared to the prior year



4. Historical trends of individual components



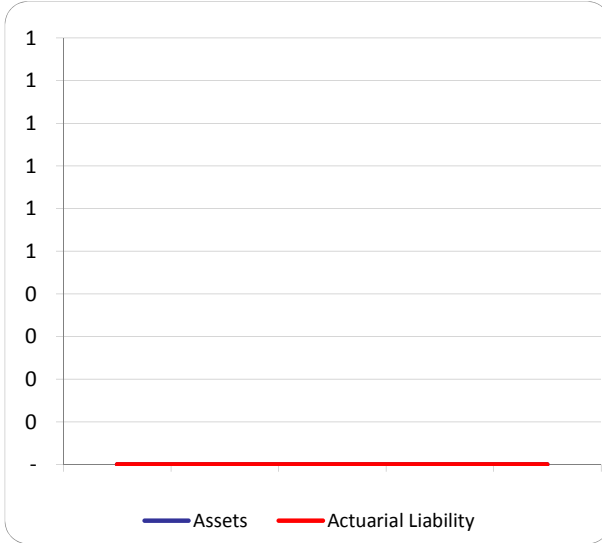
Commentary:

For more information on our unit's finances, contact Mindy Thomas at (989) 682-9227.

CITIZEN'S GUIDE TO LOCAL UNIT FINANCES - Maple Rapids - Clinton (193050)

OTHER LONG TERM OBLIGATIONS

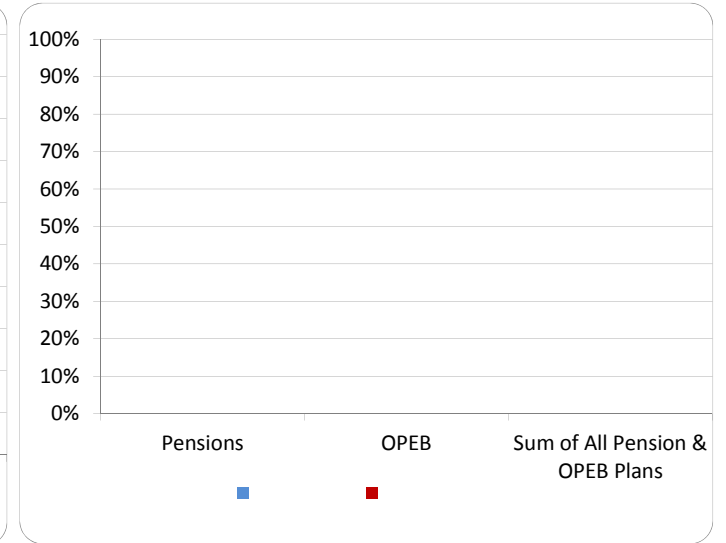
1. Pension funding status



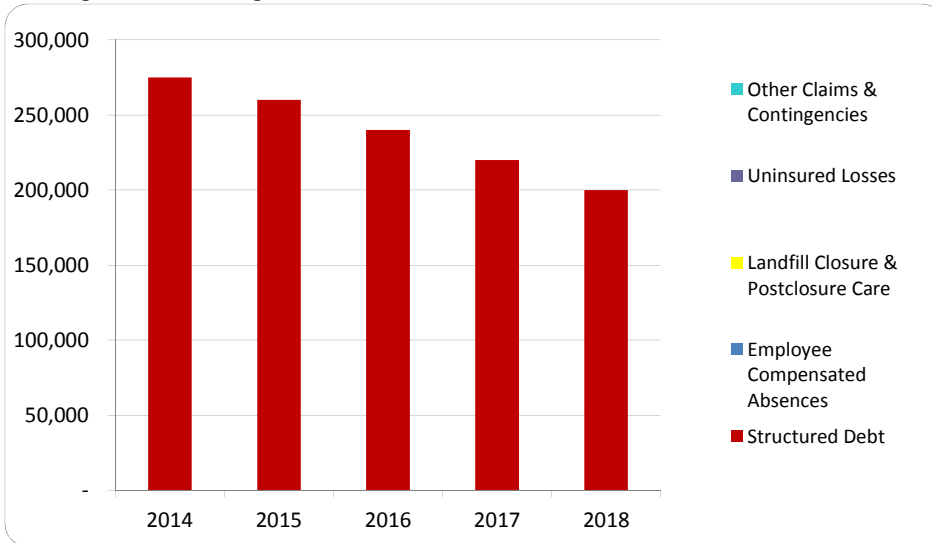
2. Retiree Health care funding status



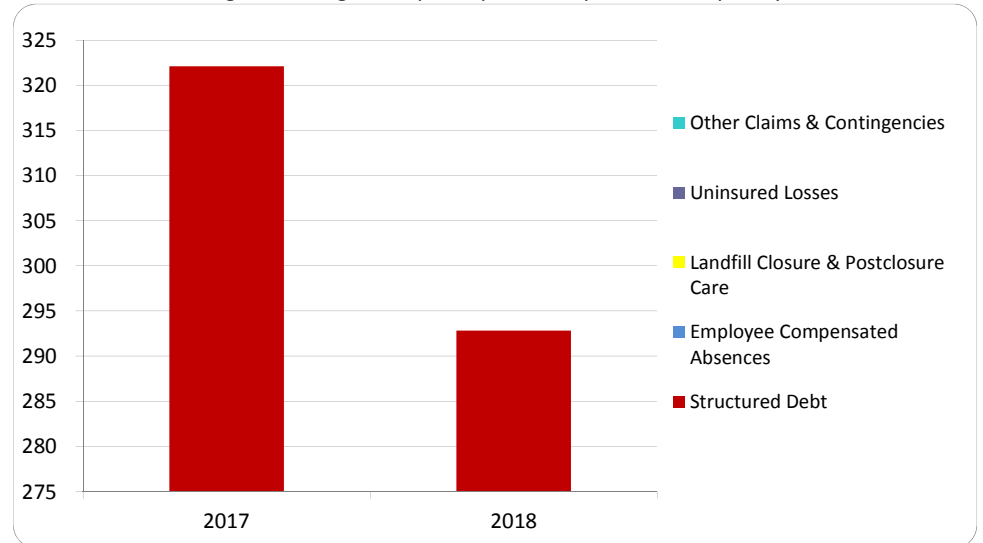
3. Percent funded - compared to the prior year



4. Long Term Debt obligations:



5. Debt & other long term obligations per capita - compared to the prior year



Commentary: Village of Maple Rapids does not do any Pension Funding and does not offer any Retiree Health Care Coverage.

For more information on our unit's finances, contact Mindy Thomas at (989) 682-9227.



VILLAGE OF
MAPLE RAPIDS

PERFORMANCE
DASHBOARD





Begin Here...

Local Unit: Village of Maple Rapids County: Clinton

Fiscal Stability

	Prior	Current	Progress
? Annual general fund expenditures per capita	\$455.00	\$550.00	↑
? Fund balance as a percent of annual general fund expenditures	137.00%	121.00%	↓
? Unfunded other post employment benefits (OPEB) liability as a percent of annual general fund revenue	.00%	.00%	↔
? Debt burden per capita	\$327.00	\$293.00	↓
? Percentage of road funding provided by the general fund	.00%	.00%	↔
? Ratio of pensioners to employees	0	0	↔
? Number of services delivered via cooperative venture	1	1	↔

? Government unit specific:
 Village of Maple Rapids offers no post employment benefits.

KEY: Arrows represent the change from prior to current year; The color of the arrow represents if the change was positive (GREEN) or negative (RED). A double arrow represents no change (NEUTRAL)

Economic Strength

	Prior	Current	Progress
? Percent of community with access to high speed broadband	82%	82%	↔
? Percent of community age 25+ with a Bachelor Degree or higher	5%	5%	↔
? Average age of critical infrastructure (years)	24.5	25.5	↑
? Government unit specific:			

Public Safety

	Prior	Current	Progress
? Violent crimes per thousand	4	7	↑
? Property crimes per thousand	45	53	↑
? Traffic injuries and fatalities	5	6	↑
? Government unit specific:	These numbers are higher than the Village's actual numbers as our population is 672 for 2012 & 2013. This system adjust them to # per thousand.		

Quality of Life

	Prior	Current	Progress
? Miles of sidewalks and non motorized trails per mile of local roads	1	1	↔
? Percent of general fund budget committed to arts, culture and recreation	9.00%	6.00%	↓
? Acres of park per thousand residents	39	38	↓
? Percent of community with curbside recycling	.00%	.00%	↔
? Government unit specific:			

Village of Maple Rapids trash service does not offer curbside recycling but we do maintain recycling units for the community near the community center.



VILLAGE OF
MAPLE RAPIDS

DEBT
SERVICE



Debt Service Report

Local Unit Name: Village of Maple Rapids
 Local Unit Code: 193050
 Current Fiscal Year End Date: 12/31/2018

Debt Name: Huntington Bank (Formerly First Merit &
Citizens Bank)
 Issuance Date: 10/20/2006
 Issuance Amount: \$385,000
 Debt Instrument (or Type): Bond
 Repayment Source(s): Sewer Fund - Generated from Revenue

Years Ending	Principal	Interest	Total
2006	\$ -	\$ -	\$ -
2007	\$ 10,000.00	\$ 19,586.81	\$ 29,586.81
2008	\$ 10,000.00	\$ 18,481.94	\$ 28,481.94
2009	\$ 15,000.00	\$ 17,860.42	\$ 32,860.42
2010	\$ 15,000.00	\$ 17,122.91	\$ 32,122.91
2011	\$ 15,000.00	\$ 16,364.59	\$ 31,364.59
2012	\$ 15,000.00	\$ 15,622.91	\$ 30,622.91
2013	\$ 15,000.00	\$ 14,875.00	\$ 29,875.00
2014	\$ 15,000.00	\$ 14,125.00	\$ 29,125.00
2015	\$ 15,000.00	\$ 13,375.00	\$ 28,375.00
2016	\$ 20,000.00	\$ 12,500.00	\$ 32,500.00
2017	\$ 20,000.00	\$ 11,500.00	\$ 31,500.00
2018	\$ 20,000.00	\$ 10,500.00	\$ 30,500.00
2019	\$ 20,000.00	\$ 9,500.00	\$ 29,500.00
2020	\$ 20,000.00	\$ 8,500.00	\$ 28,500.00
2021	\$ 25,000.00	\$ 7,375.00	\$ 32,375.00
2022	\$ 25,000.00	\$ 6,125.00	\$ 31,125.00
2023	\$ 25,000.00	\$ 4,875.00	\$ 29,875.00
2024	\$ 25,000.00	\$ 3,625.00	\$ 28,625.00
2025	\$ 30,000.00	\$ 2,250.00	\$ 32,250.00
2026	\$ 30,000.00	\$ 750.00	\$ 30,750.00
Totals	\$ 385,000.00	\$ 224,914.58	\$ 609,914.58

Current Outstanding Debt as of 12/31/2018 -- \$200,000

This debt item is a Bond.
Fees were increased to cover the added expense of this debt.



VILLAGE OF
MAPLE RAPIDS

PROJECTED
BUDGET



Projected Budget Report

Local Unit Name: Village of Maple Rapids
Local Unit Code: 193050
Current Fiscal Year End Date: 12/31/2019
Fund Name: General Fund

<u>REVENUES</u>	<u>Current Year Budget</u>	<u>Percentage Change</u>	<u>Year 2 Budget</u>	<u>Assumptions</u>
Property Taxes	\$ 120,000	3 %	\$ 123,600	No Change Expected unless new construction done then small inc
State Revenue Sharing	\$ 67,000	1 %	\$ 67,871	Based on estimate from State
Trash Revenue Fees	\$ 30,000	%	\$ 30,000	No Change Expected
Community Center Reimbursement	\$ 2,700	%	\$ 2,700	No Change Expected
Lease Revenue	\$ 2,000	%	\$ 2,000	No Change Expected
Rent	\$ 1,000	%	\$ 1,000	No Change Expected
Interest Income	\$ 500	%	\$ 500	No Change Expected
Grant Revenues	\$ -	%	\$ -	No Change Expected
Other Revenues	\$ 1,302	%	\$ 1,302	No Change Expected
Interfund Transfers (In)	\$ 100,000	%	\$ 100,000	No Change Expected
Total Revenues	\$ 324,502		\$ 328,973	
 EXPENDITURES				
DPW (Wages/Health/Etc)	\$ 124,000	3 %	\$ 127,720	Assuming minor increase
Police and Fire	\$ -	%	\$ -	No Change Expected
Utilities (Electric / Gas / Phone)	\$ 25,775	-	\$ 25,775	No Change Expected
Fuel	\$ 10,000	-	\$ 10,000	No Change Expected
Insurance	\$ 30,000	%	\$ 30,000	No Change Expected
Library Millage	\$ 7,000	%	\$ 7,000	No Change Expected
Trash Pickup	\$ 34,000	%	\$ 34,000	No Change Expected
Recycling Site	\$ 3,800	%	\$ 3,800	No Change Expected
Sidewalks	\$ 10,000	%	\$ 10,000	No Change Expected
Parts / Supplies / Repairs / Maintenance	\$ 20,000	%	\$ 20,000	No Change Expected
Wages / Payroll (Council / Committees)	\$ 23,465	%	\$ 23,465	No Change Expected
Payroll Taxes	\$ 10,000	%	\$ 10,000	No Change Expected
Equipment (DPW / Office)	\$ 14,000	%	\$ 14,000	No Change Expected
Ambulance Assessment	\$ 2,100	%	\$ 2,100	No Change Expected
Professional or Contracted Services	\$ 15,450	%	\$ 15,450	No Change Expected
Meals on Wheels	\$ 500	%	\$ 500	No Change Expected
Parks & Recreation	\$ 8,000	%	\$ 8,000	No Change Expected
Auditing & Accounting Services	\$ 1,800	%	\$ 1,800	No Change Expected
Parking Lot Paving	\$ 5,000	%	\$ 5,000	No Change Expected
Tree Trimming	\$ 10,000	%	\$ 10,000	No Change Expected
Other Expenditures	\$ 14,875	%	\$ 14,875	No Change Expected
Interfund Transfers (Out)	\$ 7,000	%	\$ 7,000	No Change Expected
Building Repairs / Maintenance	\$ -	%	\$ -	No Change Expected
Demolition	\$ -	%	\$ -	No Change Expected
Community Center	\$ 5,750	%	\$ 5,750	No Change Expected
Equipment Rental	\$ 65,000	%	\$ 65,000	No Change Expected
Total Expenditures	\$ 447,515		\$ 451,235	

Net Revenues (Expenditures)	\$ <u> (123,013)</u>	\$ <u> (122,262)</u>
Beginning Fund Balance	\$ <u> 225,275</u>	\$ <u> 102,262</u>
Ending Fund Balance	\$ <u> 102,262</u>	\$ <u> (20,000)</u>

Commentary:

Projected Budget Report

Local Unit Name: Village of Maple Rapids
Local Unit Code: 193050
Current Fiscal Year End Date: 12/31/2019
Fund Name: Fire Fund

REVENUES	Current Year Budget	Percentage Change	Year 2 Budget	Assumptions
Fire Retainer Fees	\$ 25,000	%	\$ 25,000	No Change Expected
MFR Retainer Fees	\$ 4,000	%	\$ 4,000	No Change Expected
Fire Runs	\$ -	%	\$ -	
MFR Service	\$ -	%	\$ -	
Interest Income	\$ 300	%	\$ 300	No Change Expected
Grant Income	\$ 48,000	%	\$ 48,000	
Interfund Transfers (In)	\$ 17,000	%	\$ 17,000	No Change Expected
Other Revenues	\$ -	%	\$ -	
Total Revenues	\$ 94,300		\$ 94,300	
EXPENDITURES				
Audit & Accounting Services	\$ 1,500	%	\$ 1,500	No Change Expected
Building Repairs / Maintenance	\$ -	%	\$ -	
Computer Equipment	\$ -	%	\$ -	
Computer Support Fees	\$ 650	%	\$ 650	No Change Expected
Dues & Fees	\$ 300	%	\$ 300	No Change Expected
Education / Training	\$ 5,000	%	\$ 5,000	No Change Expected
Equipment	\$ 75,000	%	\$ 75,000	No Change Expected
Fire Dept Phone Alerts	\$ 250	%	\$ 250	No Change Expected
Fuel	\$ -	%	\$ -	No Change Expected
Insurance	\$ 500	%	\$ 500	No Change Expected
Legal Services	\$ 200	%	\$ 200	No Change Expected
Manpower - Fire Runs	\$ 2,500	%	\$ 2,500	No Change Expected
Manpower - MFR	\$ 4,000	%	\$ 4,000	No Change Expected
Manpower - Training	\$ 4,500	%	\$ 4,500	No Change Expected
MFR Supplies	\$ 1,000	%	\$ 1,000	No Change Expected
Mileage	\$ 2,000	%	\$ 2,000	No Change Expected
Office Supplies	\$ 150	%	\$ 150	No Change Expected
Parts, Maintenance, Supplies, Repairs	\$ 16,000	%	\$ 16,000	No Change Expected
Postage / Shipping	\$ 600	%	\$ 600	No Change Expected

Professional Services	\$	6,000	%	\$	6,000	No Change Expected
Fire Chief Wage	\$	1,200	%	\$	1,200	No Change Expected
EMS Wage	\$	750	%	\$	750	No Change Expected
Other Expenditures	\$	500	%	\$	500	No Change Expected
Interfund Transfers (out)	\$	10,000	%	\$	10,000	No Change Expected
Total Expenditures	\$	132,600		\$	132,600	
Net Revenues (Expenditures)	\$	(38,300)		\$	(38,300)	
Beginning Fund Balance	\$	199,558		\$	161,258	
Ending Fund Balance	\$	161,258		\$	122,958	

Commentary:

Projected Budget Report

Local Unit Name: Village of Maple Rapids
Local Unit Code: 193050
Current Fiscal Year End Date: 12/31/2019
Fund Name: Local Highway

REVENUES	Current Year Budget	Percentage Change	Year 2 Budget	Assumptions
State Highway Funds	\$ 15,000	%	\$ 15,000	No Change Expected
State of Michigan - Other State Grants	\$ -	%	\$ -	
Interest Income	\$ 40	%	\$ 40	No Change Expected
St of Michigan - Telecomm Act 48	\$ 700	%	\$ 700	
Other Revenues	\$ -	%	\$ -	
Interfund Transfers (In)	\$ 7,000	%	\$ 7,000	No Change Expected
Total Revenues	\$ 22,740		\$ 22,740	
EXPENDITURES				
Auditing & Accounting Services	\$ 1,500	%	\$ 1,500	No Change Expected
Equipment	\$ 2,000	%	\$ 2,000	No Change Expected
Insurance	\$ 900	%	\$ 900	No Change Expected
Miscellaneous	\$ 100	%	\$ 100	No Change Expected
Parts / Supplies / Repairs / Maintenance	\$ 3,000	%	\$ 3,000	No Change Expected
Paving	\$ 10,000	100 %	\$ 20,000	Large Project Planned for 2020
Professional or Contracted Services	\$ 500	%	\$ 500	No Change Expected
Sidewalks	\$ -	%	\$ -	
Tree Trimming	\$ 3,000	%	\$ 3,000	No Change Expected
Other Expenditures	\$ -	%	\$ -	
Interfund Transfers (Out)	\$ 14,000	%	\$ 14,000	No Change Expected
Total Expenditures	\$ 35,000		\$ 45,000	
Net Revenues (Expenditures)	\$ (12,260)		\$ (22,260)	
Beginning Fund Balance	\$ 66,572		\$ 54,312	
Ending Fund Balance	\$ 54,312		\$ 32,052	

Commentary:

Projected Budget Report

Local Unit Name: Village of Maple Rapids
Local Unit Code: 193050
Current Fiscal Year End Date: 12/31/2019
Fund Name: Major Highway

REVENUES	Current Year Budget	Percentage Change	Year 2 Budget	Assumptions
State Highway Funds	\$ 45,000	30 %	\$ 58,500	Increased in 2016
State of Michigan - Other State Grants	\$ -	%	\$ -	
Interest Income	\$ 1	%	\$ 1	No Change Expected
St of Michigan - Telecomm Act 48	\$ 1,900	%	\$ 1,900	
Grant Revenues	\$ -	%	\$ -	
Other Revenues	\$ -	%	\$ -	
Interfund Transfers (In)	\$ -	%	\$ -	
Total Revenues	\$ 46,901		\$ 60,401	
EXPENDITURES				
Auditing & Accounting Services	\$ 1,500	%	\$ 1,500	No Change Expected
Bridge Repair & Maintenance	\$ 500	%	\$ 500	No Change Expected
Equipment	\$ 2,200	%	\$ 2,200	No Change Expected
Insurance	\$ 900	%	\$ 900	No Change Expected
Miscellaneous	\$ 100	%	\$ 100	No Change Expected
Paving	\$ 10,000	400 %	\$ 50,000	Planning Large Project 2020
Parts / Supplies / Repairs / Maintenance	\$ 6,500	%	\$ 6,500	No Change Expected
Professional or Contracted Services	\$ 350	%	\$ 350	No Change Expected
Sidewalks	\$ 1,000	%	\$ 1,000	No Change Expected
Tree Trimming	\$ 3,000	%	\$ 3,000	No Change Expected
Other Expenditures	\$ -	%	\$ -	
Interfund Transfers (Out)	\$ 34,000	%	\$ 34,000	No Change Expected
Transfer to Local Highway (10%)	\$ 7,300	%	\$ 7,300	No Change Expected
Total Expenditures	\$ 67,350		\$ 107,350	
Net Revenues (Expenditures)	\$ (20,450)		\$ (46,950)	
Beginning Fund Balance	\$ 77,575		\$ 57,126	

Ending Fund Balance

\$ 57,126

\$ 10,176

Commentary:

Projected Budget Report

Local Unit Name: Village of Maple Rapids
Local Unit Code: 193050
Current Fiscal Year End Date: 12/31/2019
Fund Name: Sewer Fund

REVENUES	Current Year Budget	Percentage Change	Year 2 Budget	Assumptions
Sewer Revenue Fees	\$ 77,215	5 %	\$ 81,076	Small increase to Rates
Sewer Hookup / Work Fees	\$ -	%	\$ -	
Interest Income	\$ 40	%	\$ 40	No Change Expected
Other Revenues	\$ -	%	\$ -	
Grant Revenues	\$ -	(100) %	\$ -	Project completed 2017
Interfund Transfers (In)	\$ -	%	\$ -	
Total Revenues	\$ 77,255		\$ 81,116	
EXPENDITURES				
Advertising	\$ -	%	\$ -	No Change Expected
Auditing & Accounting Services	\$ 1,315	%	\$ 1,315	No Change Expected
Computer Support Fees	\$ 2,100	%	\$ 2,100	No Change Expected
Dues & Fees	\$ 650	%	\$ 650	No Change Expected
Education / Training	\$ -	%	\$ -	No Change Expected
Equipment	\$ -	%	\$ -	No Change Expected
Equipment Rentals	\$ -	%	\$ -	No Change Expected
Insurance	\$ 200	%	\$ 200	No Change Expected
Office Supplies	\$ 150	%	\$ 150	No Change Expected
Parts / Supplies / Repairs / Maintenance	\$ 21,500	%	\$ 21,500	No Change Expected
Postage	\$ 350	%	\$ 350	No Change Expected
Professional or Contracted Services	\$ -	%	\$ -	No Change Expected
Sewer - SAW Grant	\$ -	- %	\$ -	Project completed 2017
Sewer Loan Payment	\$ 20,000	%	\$ 20,000	No Change Expected
Sewer Loan Interest	\$ 9,500	%	\$ 9,500	No Change Expected
Sewer Tests	\$ 3,500	%	\$ 3,500	No Change Expected
Utilities	\$ 6,500	%	\$ 6,500	No Change Expected
Other Expenditures	\$ -	%	\$ -	No Change Expected
Interfund Transfers (Out)	\$ 30,000	%	\$ 30,000	No Change Expected
Total Expenditures	\$ 95,765		\$ 95,765	

Net Revenues (Expenditures)

\$ (18,510)

\$ (14,649)

Beginning Fund Balance

\$ 103,154

\$ 84,644

Ending Fund Balance

\$ 84,644

\$ 69,995

Commentary:

Projected Budget Report

Local Unit Name: Village of Maple Rapids
Local Unit Code: 193050
Current Fiscal Year End Date: 12/31/2019
Fund Name: Water Fund

REVENUES	Current Year Budget	Percentage Change	Year 2 Budget	Assumptions
Water Hookups / Meters	\$	%	\$ -	
Water Revenue Fees	\$ 35,000	5 %	\$ 36,750	Small increase to Rates
Water Sales	\$ 10,215	%	\$ 10,215	
Grant Revenues	\$	%	\$ -	
Interest Income	\$ 100	%	\$ 100	No Change Expected
Other Revenues	\$	%	\$ -	
Interfund Transfers (In)	\$	%	\$ -	
Total Revenues	\$ 45,315		\$ 47,065	
EXPENDITURES				
Auditing & Accounting Services	\$ 1,315	%	\$ 1,315	No Change Expected
Computer Support Fees	\$ 1,300	%	\$ 1,300	No Change Expected
Dues & Fees	\$ 1,400	- %	\$ 1,400	No Change Expected
Education / Training	\$ 2,000	%	\$ 2,000	No Change Expected
Equipment	\$ -	%	\$ -	No Change Expected
Fuel	\$ 250	%	\$ 250	No Change Expected
Insurance	\$ 500	%	\$ 500	No Change Expected
Office Supplies	\$ 500	%	\$ 500	No Change Expected
Parts / Supplies / Repairs / Maintenance	\$ 13,500	- %	\$ 13,500	No Change Expected
Paving	\$ 3,000	- %	\$ 3,000	No Change Expected
Postage	\$ 350	%	\$ 350	No Change Expected
Professional or Contracted Services	\$ 50,000	- %	\$ 50,000	No Change Expected
Sidewalks	\$ 500		\$ 500	No Change Expected
Utilities	\$ 8,000	- %	\$ 8,000	No Change Expected
Water Sample Tests	\$ 3,500	%	\$ 3,500	No Change Expected
Other Expenditures	\$ 100	%	\$ 100	No Change Expected
Interfund Transfers (Out)	\$ 22,000	- %	\$ 22,000	No Change Expected
Installation Water Meters	\$ -	- %	\$ -	Project almost complete
Total Expenditures	\$ 108,215		\$ 108,215	

Net Revenues (Expenditures)

\$ (62,900)

\$ (61,150)

Beginning Fund Balance

\$ 150,786

\$ 87,886

Ending Fund Balance

\$ 87,886

\$ 26,736

Commentary: