



**VILLAGE OF**  
**MAPLE RAPIDS**

**\*\* CITIZEN'S GUIDE**

**\*\* PERFORMANCE DASHBOARD**

**\*\* DEBT SERVICE REPORT**

**\*\* PROJECTED BUDGET**





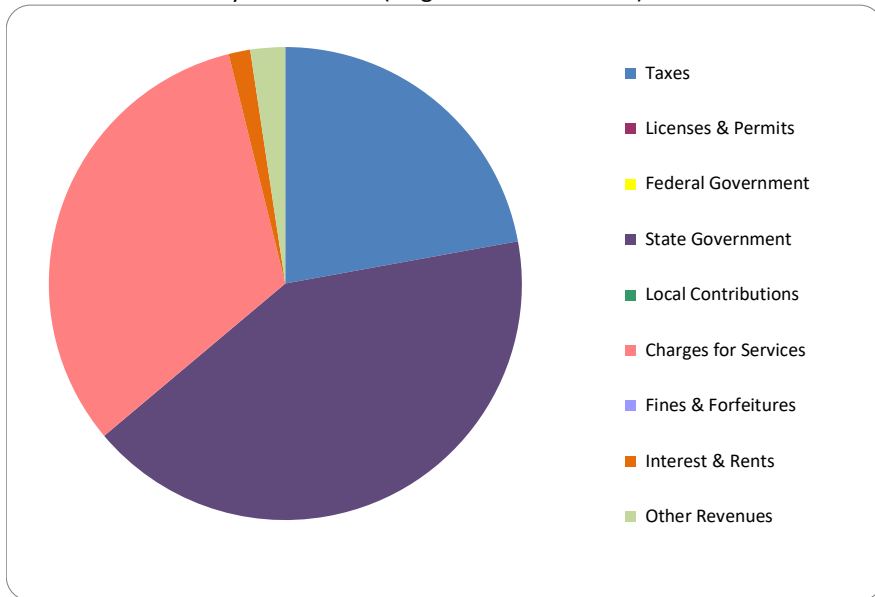
**VILLAGE OF**  
**MAPLE RAPIDS**

**CITIZENS**  
**GUIDE**



**CITIZEN'S GUIDE TO LOCAL UNIT FINANCES - Maple Rapids - Clinton (193050)**

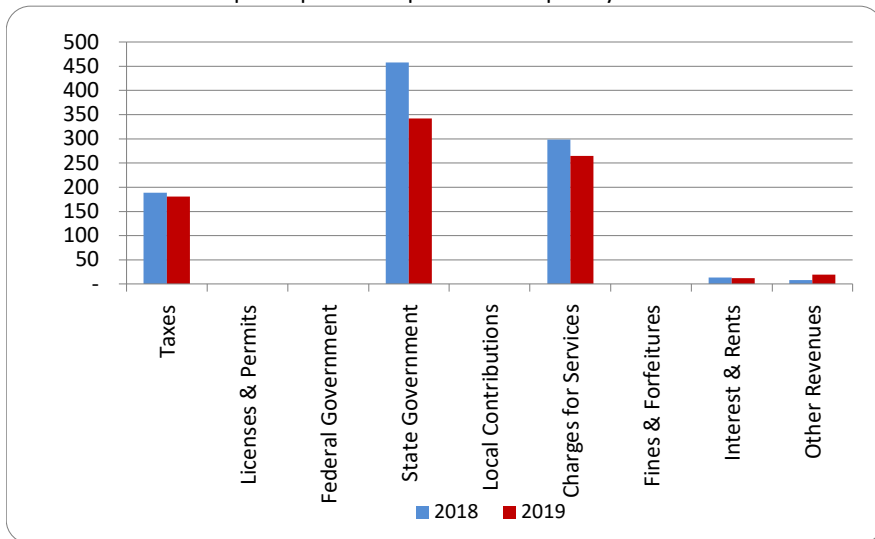
1. Where our money comes from (all governmental funds)



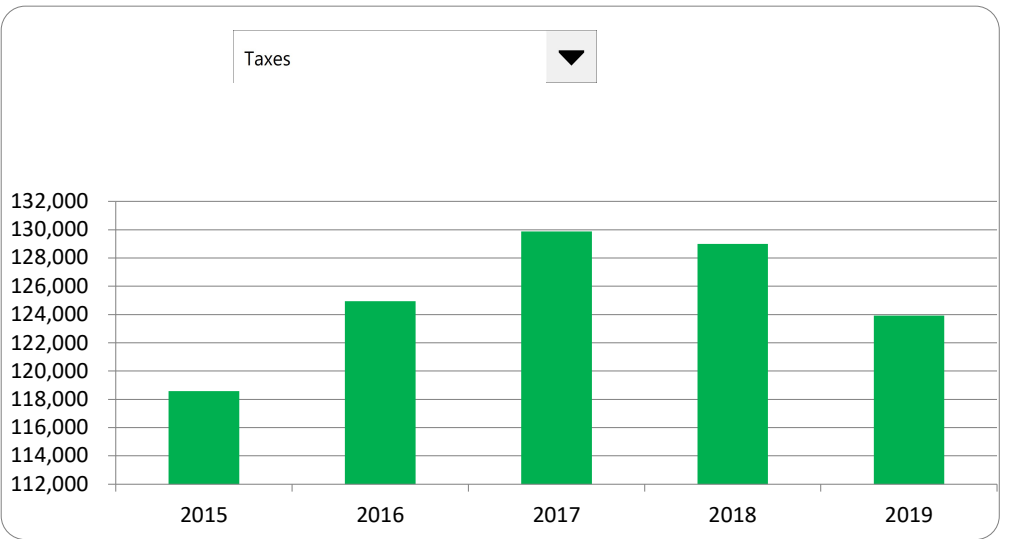
2. Compared to the prior year

	2018	2019	% change
Taxes	\$ 128,988	\$ 123,932	-3.92%
Licenses & Permits	-	-	N/A
Federal Government	-	-	N/A
State Government	312,874	233,866	-25.25%
Local Contributions	-	-	N/A
Charges for Services	203,792	180,708	-11.33%
Fines & Forfeitures	-	-	N/A
Interest & Rents	9,117	8,327	-8.67%
Other Revenues	5,618	13,300	136.74%
<b>Total Revenues</b>	<b>\$ 660,389</b>	<b>\$ 560,133</b>	<b>-15.18%</b>

3. Revenue sources per capita - compared to the prior year



4. Historical trends of individual sources



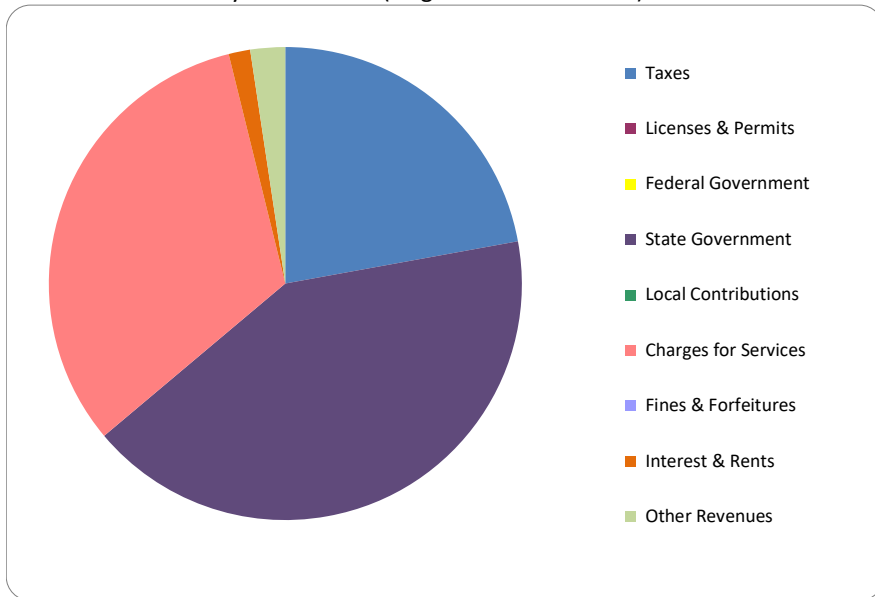
Commentary:

For more information on our unit's finances, contact at .

**CITIZEN'S GUIDE TO LOCAL UNIT FINANCES - Maple Rapids - Clinton (193050)**

**REVENUES**

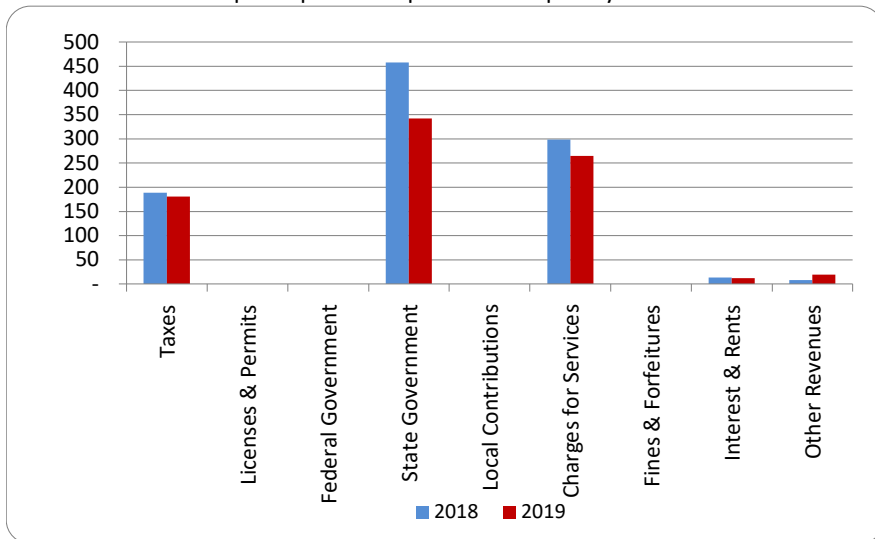
**1. Where our money comes from (all governmental funds)**



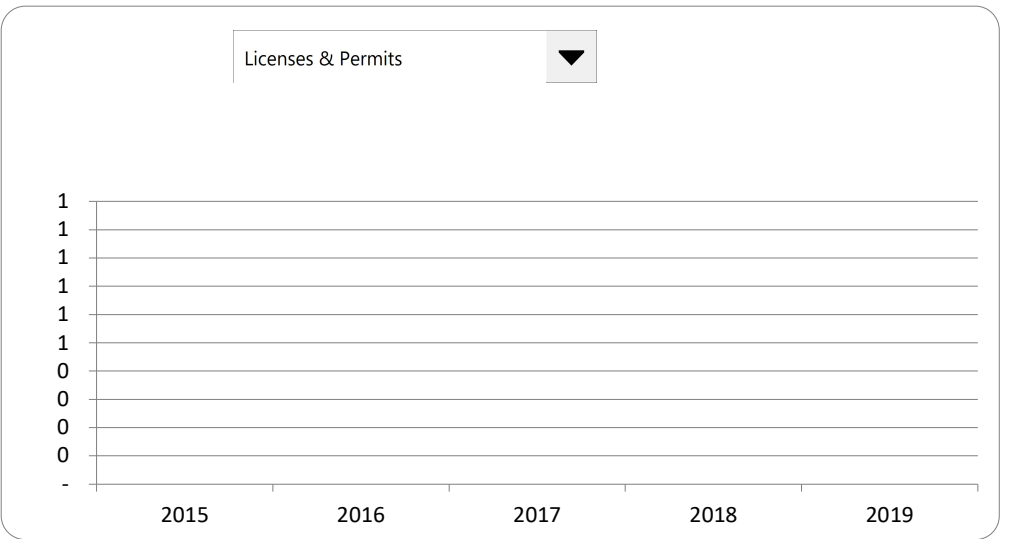
**2. Compared to the prior year**

	<u>2018</u>	<u>2019</u>	<u>% change</u>
Taxes	\$ 128,988	\$ 123,932	-3.92%
Licenses & Permits	-	-	N/A
Federal Government	-	-	N/A
State Government	312,874	233,866	-25.25%
Local Contributions	-	-	N/A
Charges for Services	203,792	180,708	-11.33%
Fines & Forfeitures	-	-	N/A
Interest & Rents	9,117	8,327	-8.67%
Other Revenues	5,618	13,300	136.74%
<b>Total Revenues</b>	<b>\$ 660,389</b>	<b>\$ 560,133</b>	<b>-15.18%</b>

**3. Revenue sources per capita - compared to the prior year**



**4. Historical trends of individual sources**



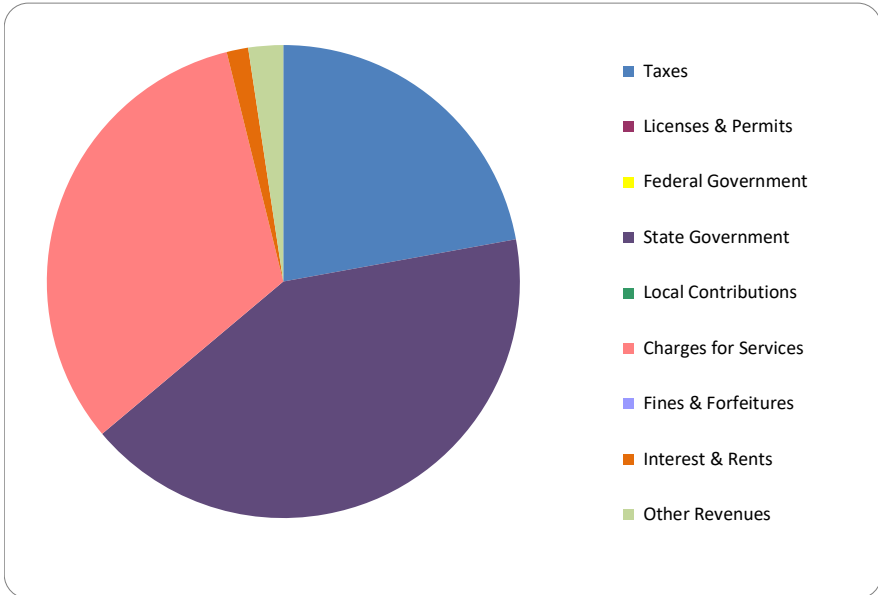
**Commentary:**

For more information on our unit's finances, contact at .

**CITIZEN'S GUIDE TO LOCAL UNIT FINANCES - Maple Rapids - Clinton (193050)**

**REVENUES**

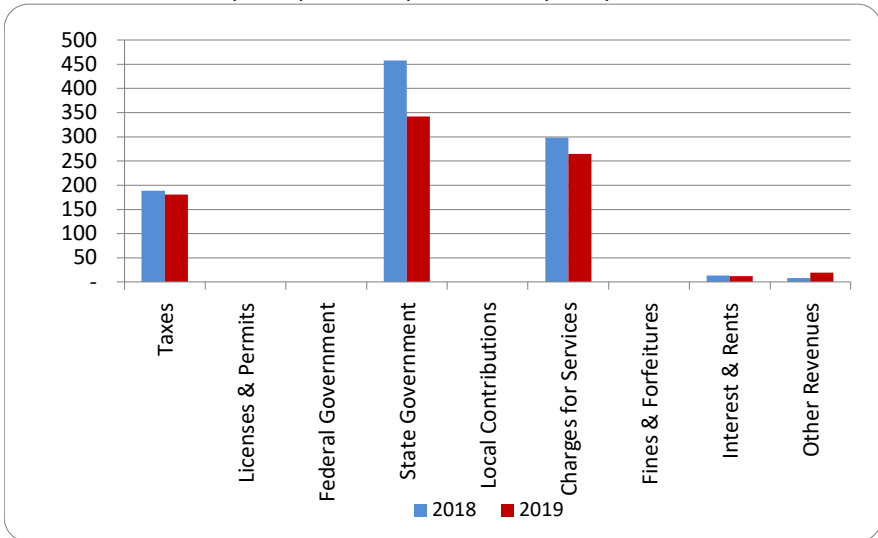
**1. Where our money comes from (all governmental funds)**



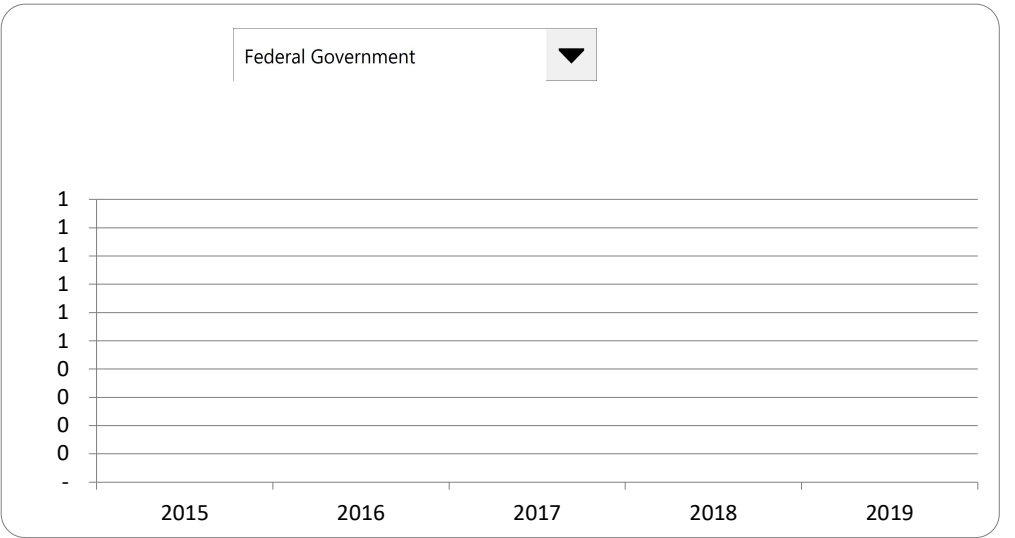
**2. Compared to the prior year**

	<u>2018</u>	<u>2019</u>	<u>% change</u>
Taxes	\$ 128,988	\$ 123,932	-3.92%
Licenses & Permits	-	-	N/A
Federal Government	-	-	N/A
State Government	312,874	233,866	-25.25%
Local Contributions	-	-	N/A
Charges for Services	203,792	180,708	-11.33%
Fines & Forfeitures	-	-	N/A
Interest & Rents	9,117	8,327	-8.67%
Other Revenues	5,618	13,300	136.74%
<b>Total Revenues</b>	<b>\$ 660,389</b>	<b>\$ 560,133</b>	<b>-15.18%</b>

**3. Revenue sources per capita - compared to the prior year**



**4. Historical trends of individual sources**



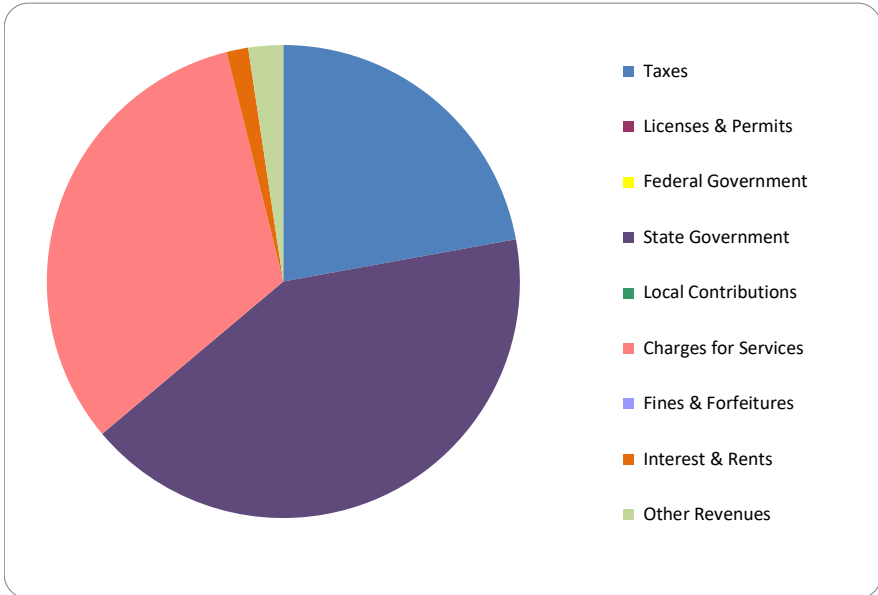
**Commentary:**

For more information on our unit's finances, contact at .

**CITIZEN'S GUIDE TO LOCAL UNIT FINANCES - Maple Rapids - Clinton (193050)**

**REVENUES**

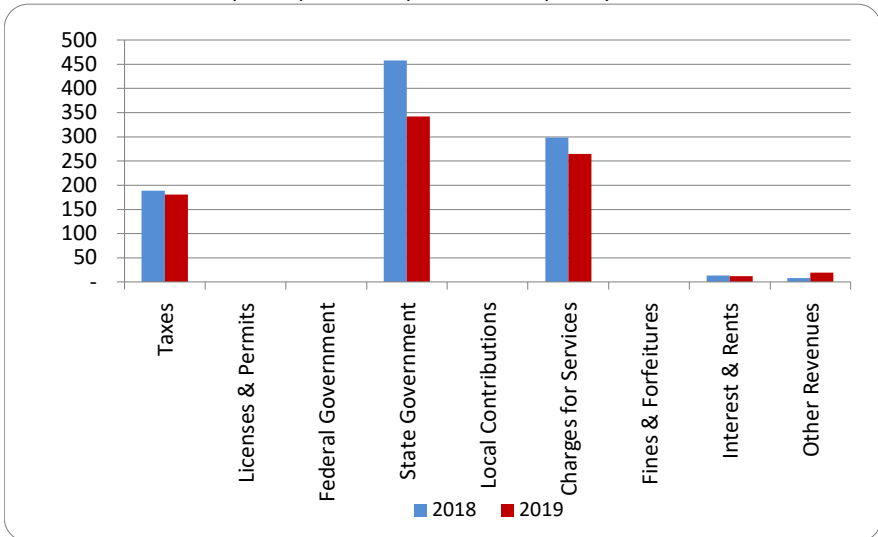
**1. Where our money comes from (all governmental funds)**



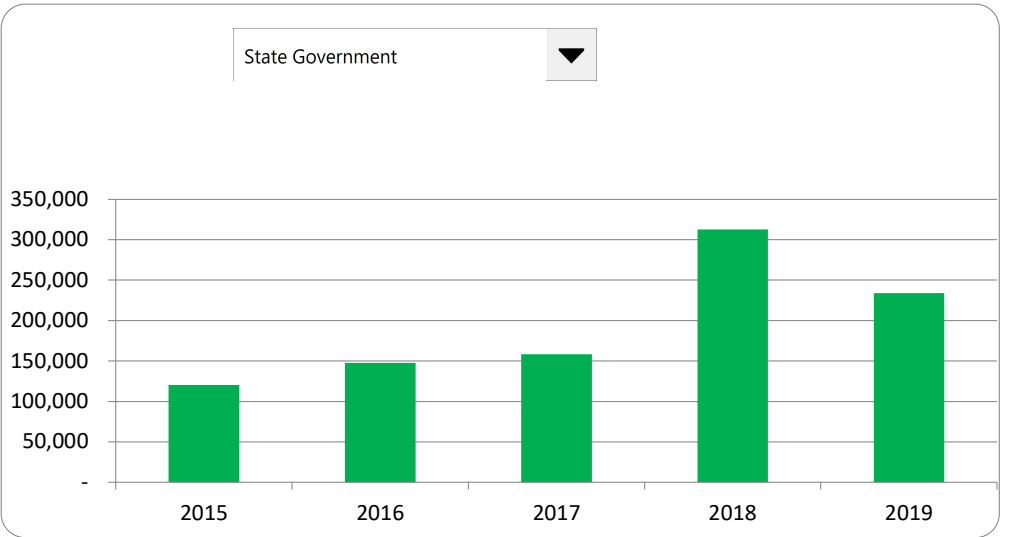
**2. Compared to the prior year**

	<u>2018</u>	<u>2019</u>	<u>% change</u>
Taxes	\$ 128,988	\$ 123,932	-3.92%
Licenses & Permits	-	-	N/A
Federal Government	-	-	N/A
State Government	312,874	233,866	-25.25%
Local Contributions	-	-	N/A
Charges for Services	203,792	180,708	-11.33%
Fines & Forfeitures	-	-	N/A
Interest & Rents	9,117	8,327	-8.67%
Other Revenues	5,618	13,300	136.74%
<b>Total Revenues</b>	<b>\$ 660,389</b>	<b>\$ 560,133</b>	<b>-15.18%</b>

**3. Revenue sources per capita - compared to the prior year**



**4. Historical trends of individual sources**



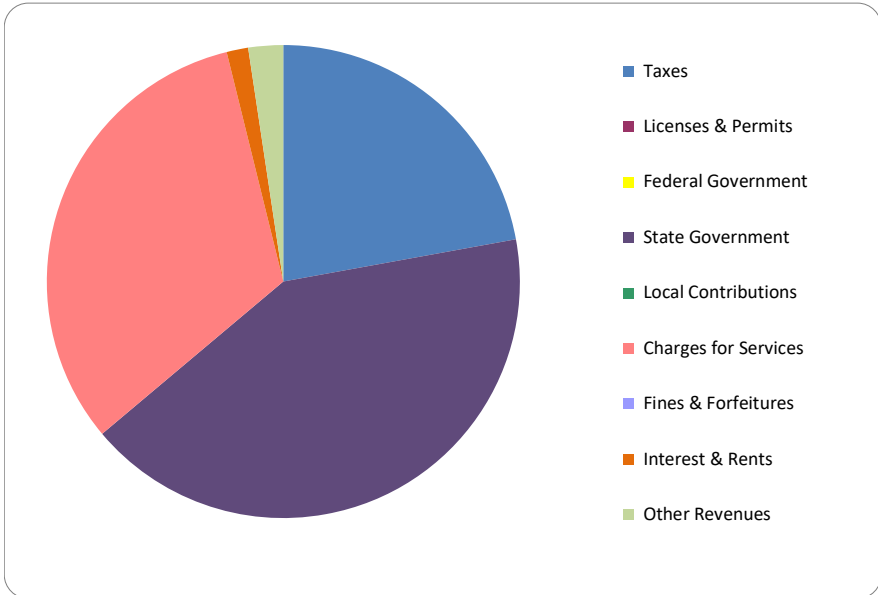
**Commentary:**

For more information on our unit's finances, contact at .

**CITIZEN'S GUIDE TO LOCAL UNIT FINANCES - Maple Rapids - Clinton (193050)**

**REVENUES**

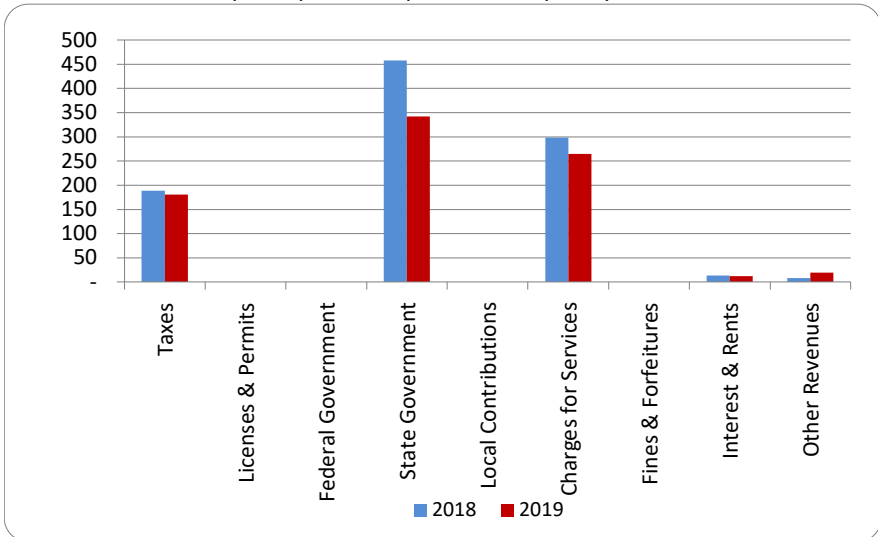
**1. Where our money comes from (all governmental funds)**



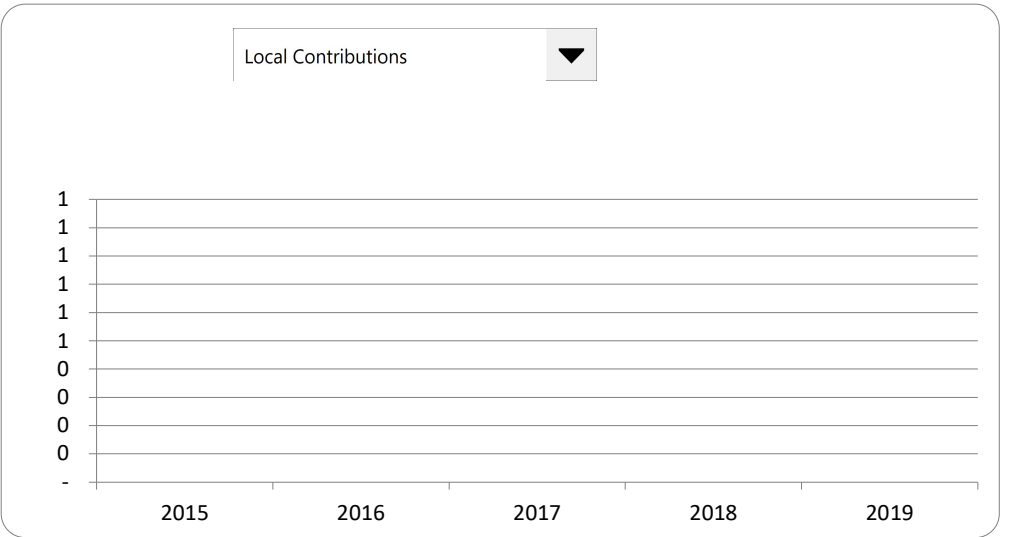
**2. Compared to the prior year**

	<u>2018</u>	<u>2019</u>	<u>% change</u>
Taxes	\$ 128,988	\$ 123,932	-3.92%
Licenses & Permits	-	-	N/A
Federal Government	-	-	N/A
State Government	312,874	233,866	-25.25%
Local Contributions	-	-	N/A
Charges for Services	203,792	180,708	-11.33%
Fines & Forfeitures	-	-	N/A
Interest & Rents	9,117	8,327	-8.67%
Other Revenues	5,618	13,300	136.74%
<b>Total Revenues</b>	<b>\$ 660,389</b>	<b>\$ 560,133</b>	<b>-15.18%</b>

**3. Revenue sources per capita - compared to the prior year**



**4. Historical trends of individual sources**



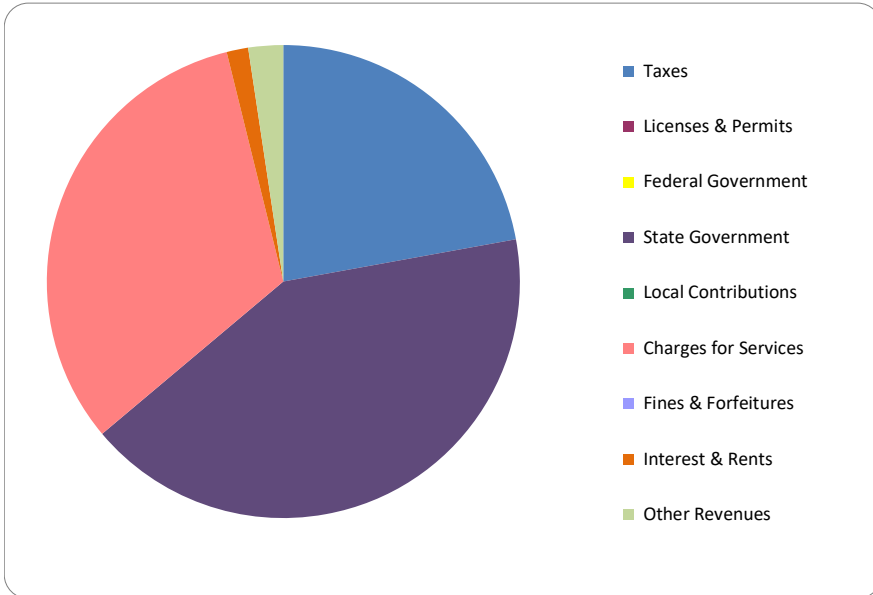
**Commentary:**

For more information on our unit's finances, contact at .

**CITIZEN'S GUIDE TO LOCAL UNIT FINANCES - Maple Rapids - Clinton (193050)**

**REVENUES**

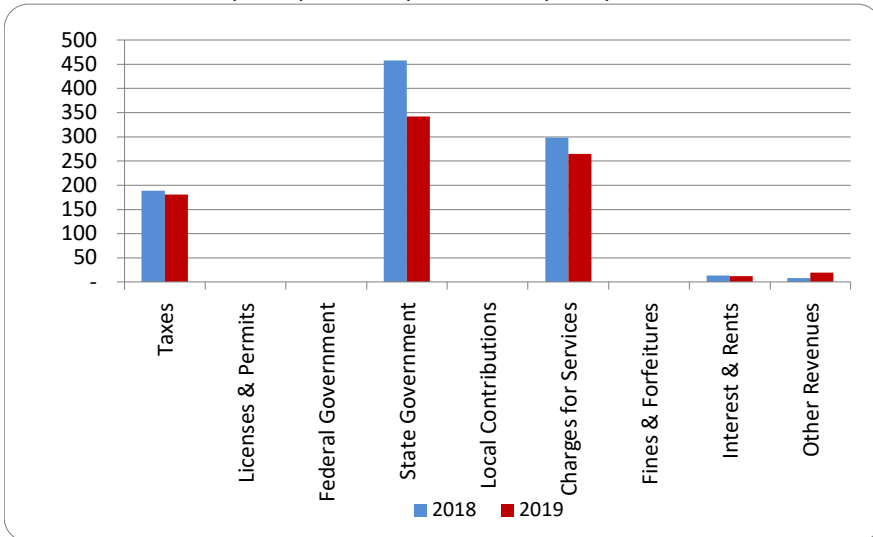
**1. Where our money comes from (all governmental funds)**



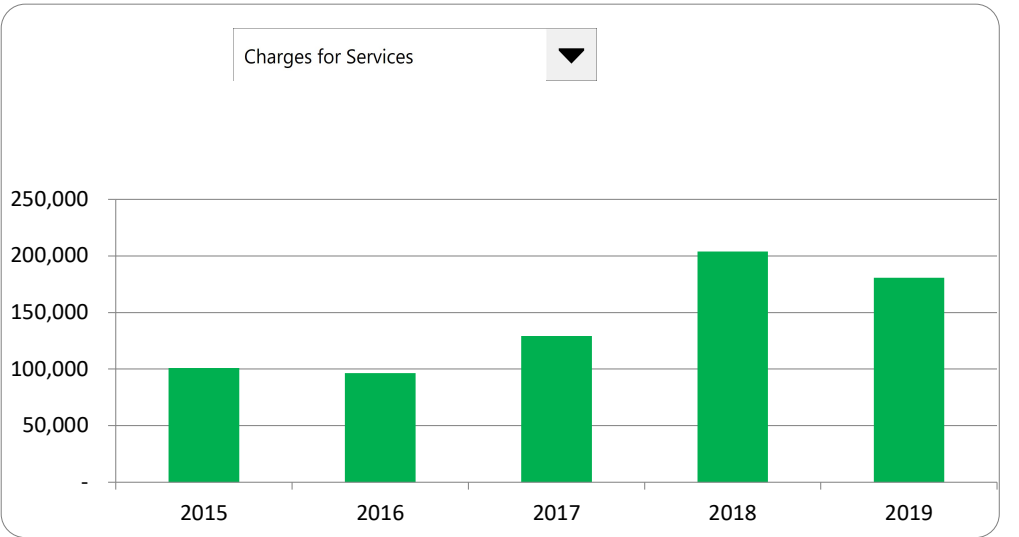
**2. Compared to the prior year**

	<u>2018</u>	<u>2019</u>	<u>% change</u>
Taxes	\$ 128,988	\$ 123,932	-3.92%
Licenses & Permits	-	-	N/A
Federal Government	-	-	N/A
State Government	312,874	233,866	-25.25%
Local Contributions	-	-	N/A
Charges for Services	203,792	180,708	-11.33%
Fines & Forfeitures	-	-	N/A
Interest & Rents	9,117	8,327	-8.67%
Other Revenues	5,618	13,300	136.74%
<b>Total Revenues</b>	<b>\$ 660,389</b>	<b>\$ 560,133</b>	<b>-15.18%</b>

**3. Revenue sources per capita - compared to the prior year**



**4. Historical trends of individual sources**



**Commentary:**

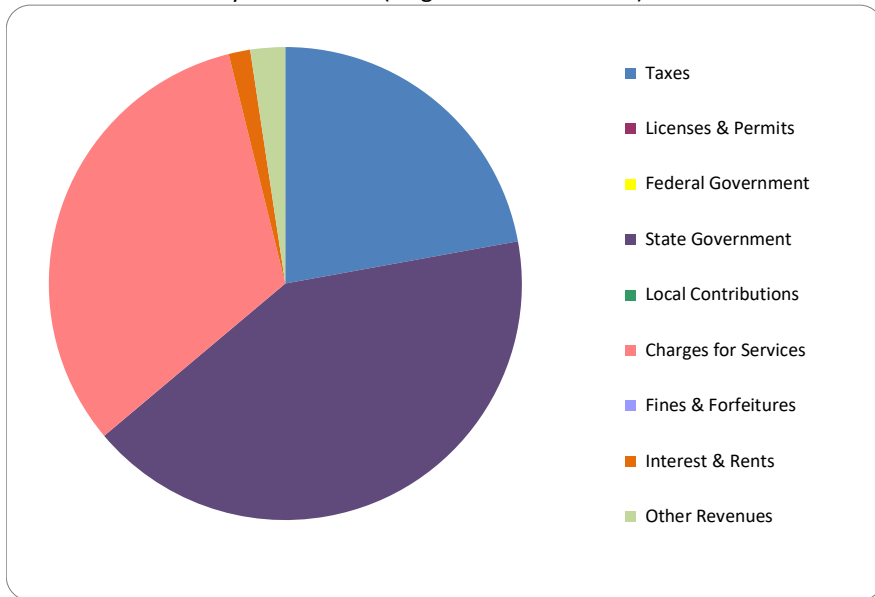
For more information on our unit's finances, contact at .



**CITIZEN'S GUIDE TO LOCAL UNIT FINANCES - Maple Rapids - Clinton (193050)**

**REVENUES**

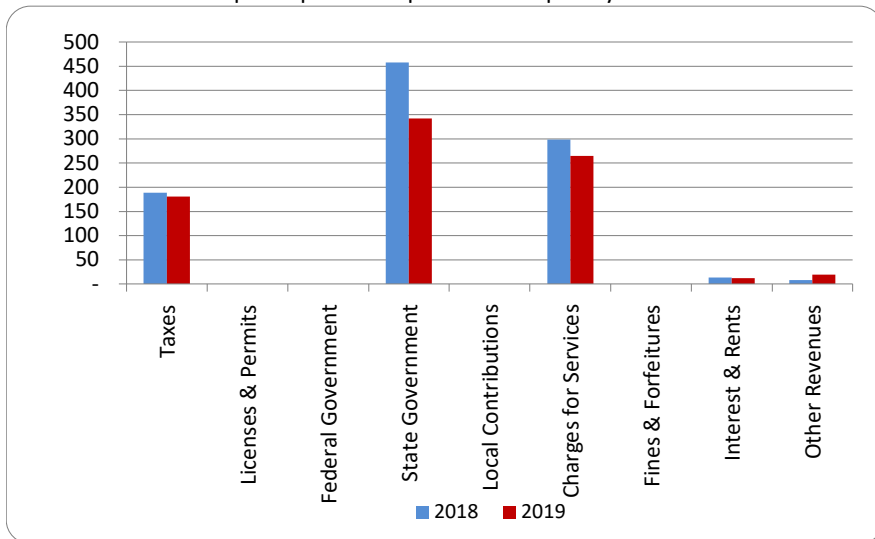
**1. Where our money comes from (all governmental funds)**



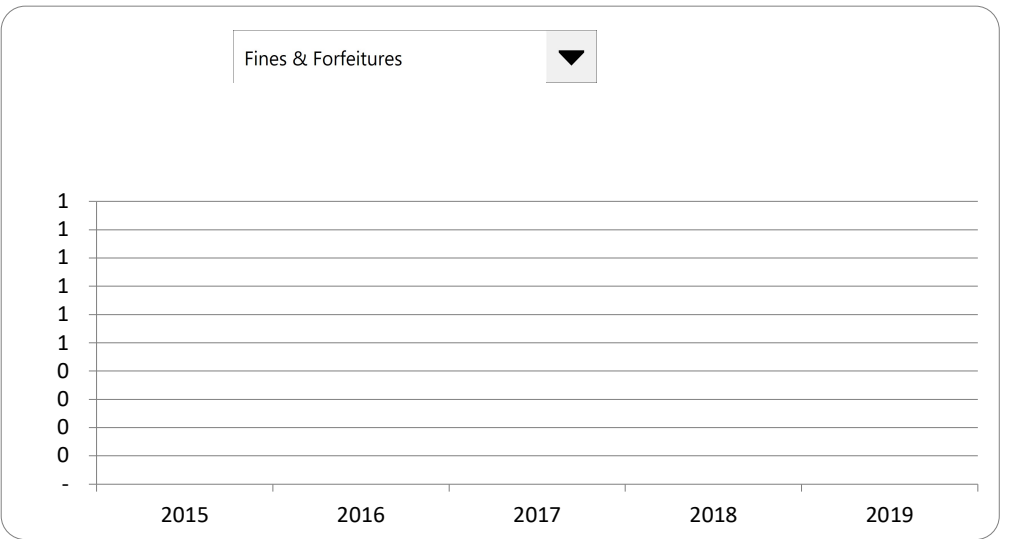
**2. Compared to the prior year**

	<u>2018</u>	<u>2019</u>	<u>% change</u>
Taxes	\$ 128,988	\$ 123,932	-3.92%
Licenses & Permits	-	-	N/A
Federal Government	-	-	N/A
State Government	312,874	233,866	-25.25%
Local Contributions	-	-	N/A
Charges for Services	203,792	180,708	-11.33%
Fines & Forfeitures	-	-	N/A
Interest & Rents	9,117	8,327	-8.67%
Other Revenues	5,618	13,300	136.74%
<b>Total Revenues</b>	<b>\$ 660,389</b>	<b>\$ 560,133</b>	<b>-15.18%</b>

**3. Revenue sources per capita - compared to the prior year**



**4. Historical trends of individual sources**



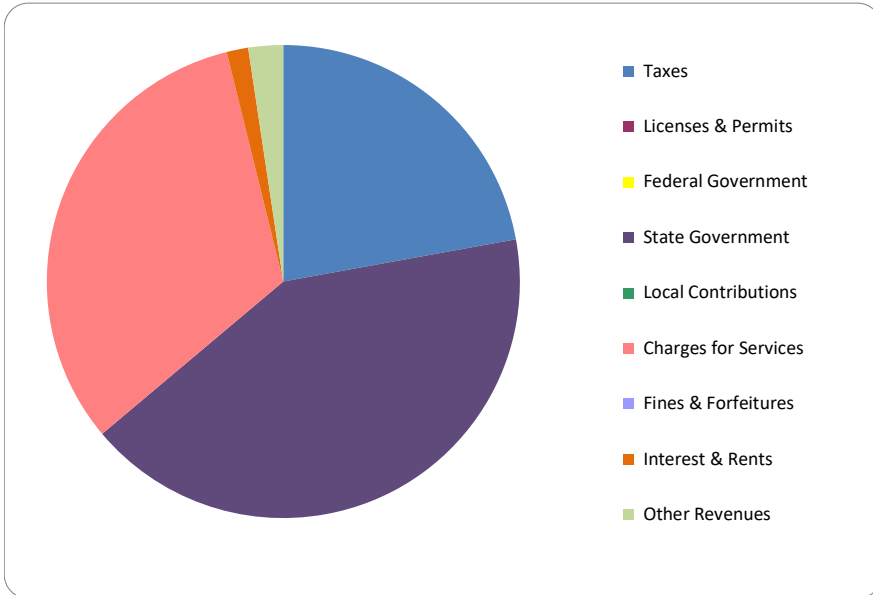
**Commentary:**

For more information on our unit's finances, contact at .

**CITIZEN'S GUIDE TO LOCAL UNIT FINANCES - Maple Rapids - Clinton (193050)**

**REVENUES**

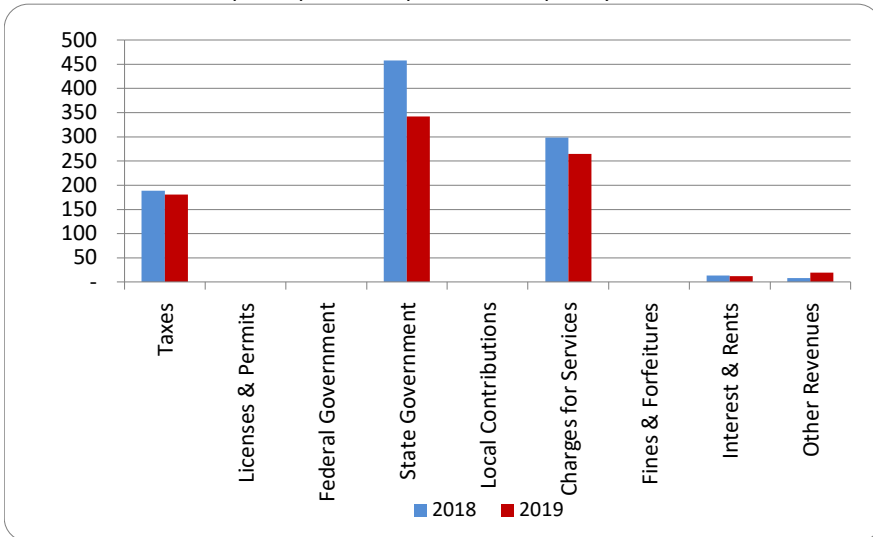
**1. Where our money comes from (all governmental funds)**



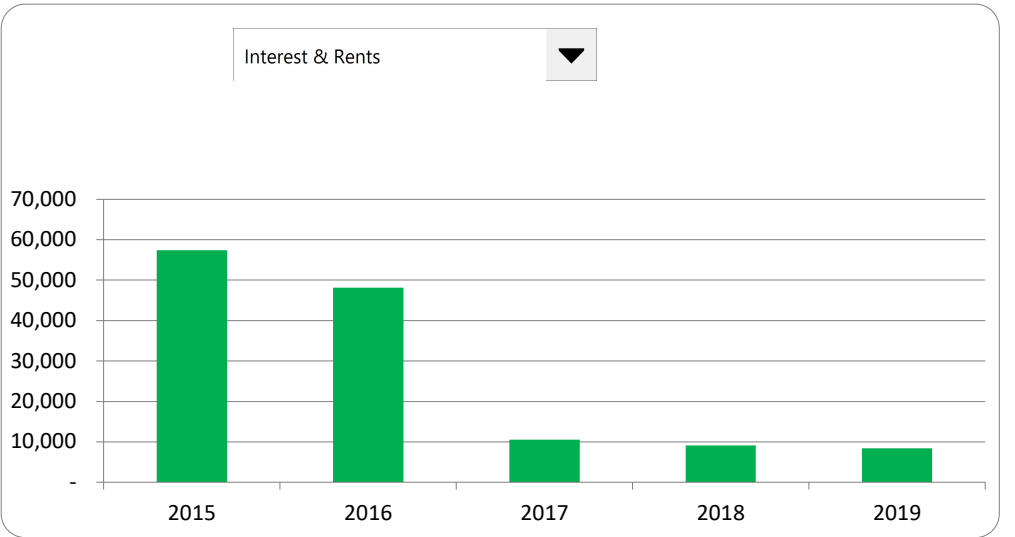
**2. Compared to the prior year**

	<u>2018</u>	<u>2019</u>	<u>% change</u>
Taxes	\$ 128,988	\$ 123,932	-3.92%
Licenses & Permits	-	-	N/A
Federal Government	-	-	N/A
State Government	312,874	233,866	-25.25%
Local Contributions	-	-	N/A
Charges for Services	203,792	180,708	-11.33%
Fines & Forfeitures	-	-	N/A
Interest & Rents	9,117	8,327	-8.67%
Other Revenues	5,618	13,300	136.74%
<b>Total Revenues</b>	<b>\$ 660,389</b>	<b>\$ 560,133</b>	<b>-15.18%</b>

**3. Revenue sources per capita - compared to the prior year**



**4. Historical trends of individual sources**



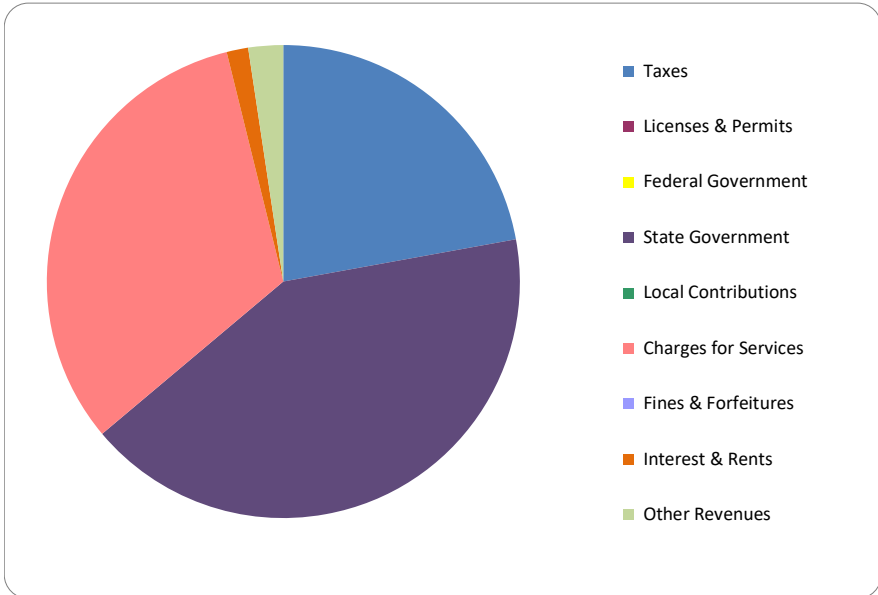
**Commentary:**

For more information on our unit's finances, contact at .

**CITIZEN'S GUIDE TO LOCAL UNIT FINANCES - Maple Rapids - Clinton (193050)**

**REVENUES**

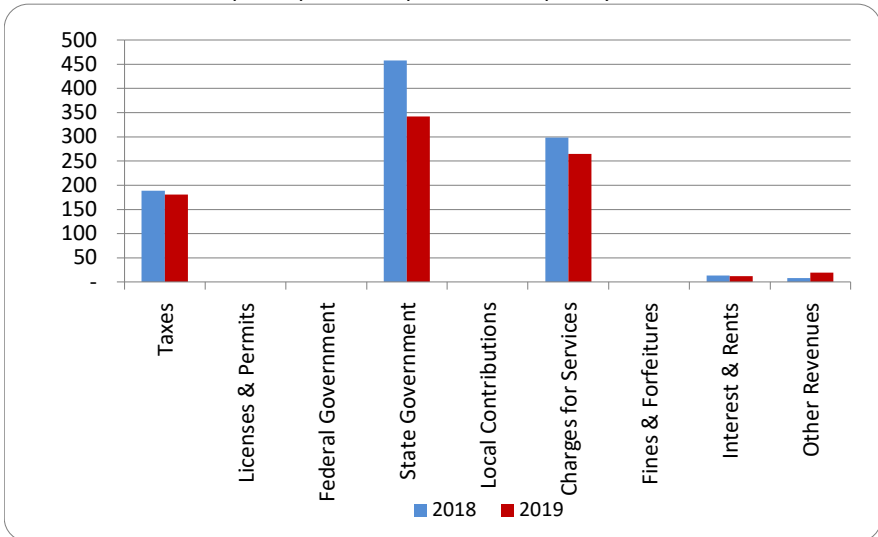
**1. Where our money comes from (all governmental funds)**



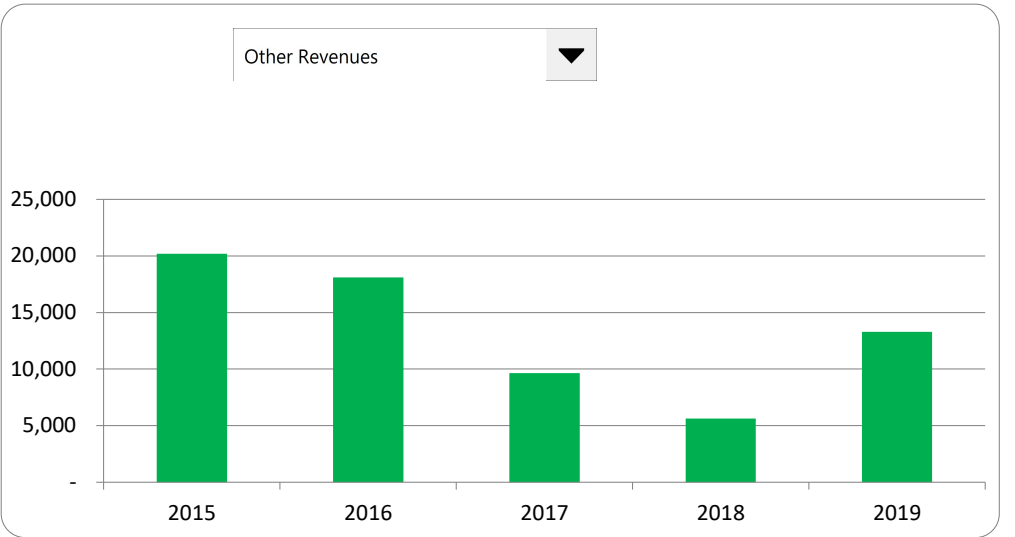
**2. Compared to the prior year**

	<u>2018</u>	<u>2019</u>	<u>% change</u>
Taxes	\$ 128,988	\$ 123,932	-3.92%
Licenses & Permits	-	-	N/A
Federal Government	-	-	N/A
State Government	312,874	233,866	-25.25%
Local Contributions	-	-	N/A
Charges for Services	203,792	180,708	-11.33%
Fines & Forfeitures	-	-	N/A
Interest & Rents	9,117	8,327	-8.67%
Other Revenues	5,618	13,300	136.74%
<b>Total Revenues</b>	<b>\$ 660,389</b>	<b>\$ 560,133</b>	<b>-15.18%</b>

**3. Revenue sources per capita - compared to the prior year**



**4. Historical trends of individual sources**



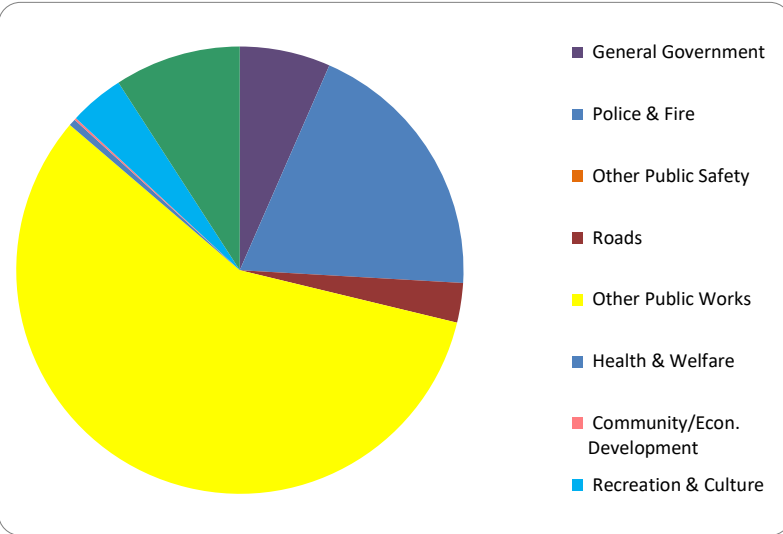
**Commentary:**

For more information on our unit's finances, contact at .

**CITIZEN'S GUIDE TO LOCAL UNIT FINANCES - Maple Rapids - Clinton (193050)**

**EXPENDITURES**

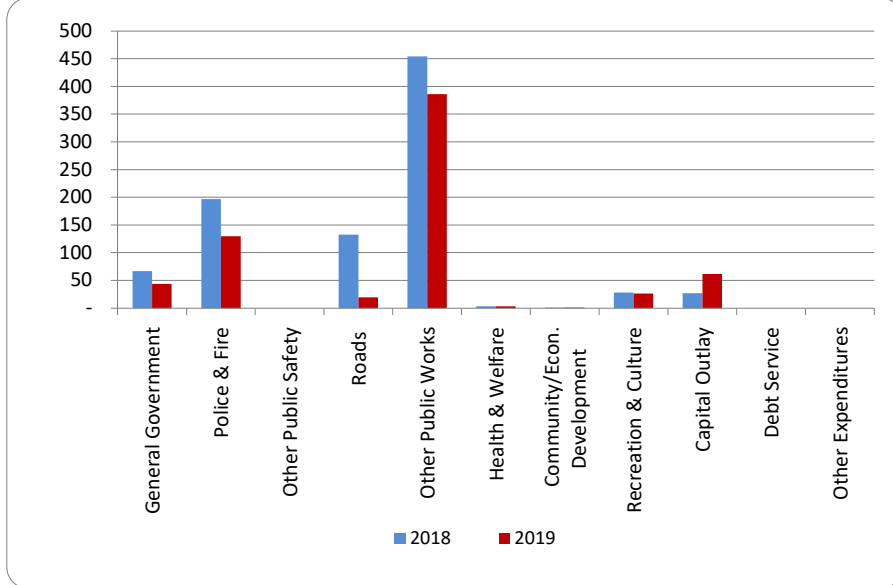
**1. Where we spend our money (all governmental funds)**



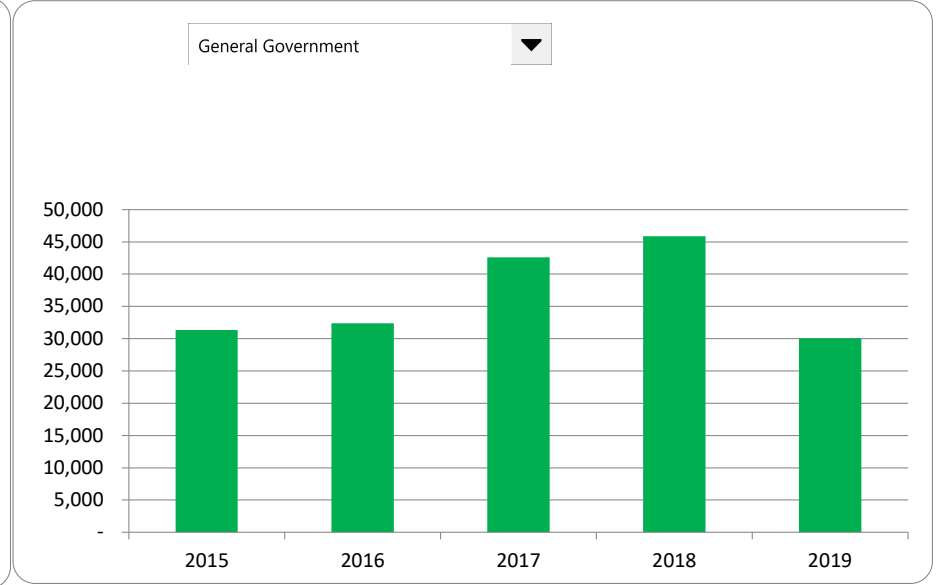
**2. Compared to the prior year**

	<u>2018</u>	<u>2019</u>	<u>% change</u>
General Government	\$ 45,897	\$ 30,070	-34.48%
Police & Fire	134,248	88,766	-33.88%
Other Public Safety	-	-	N/A
Roads	90,898	13,146	-85.54%
Other Public Works	310,270	263,576	-15.05%
Health & Welfare	2,191	2,306	5.25%
Community/Econ. Development	643	643	0.00%
Recreation & Culture	19,333	18,157	-6.08%
Capital Outlay	18,239	41,913	129.80%
Debt Service	-	-	N/A
Other Expenditures	-	-	N/A
<b>Total Expenditures</b>	<b>\$ 621,719</b>	<b>\$ 458,577</b>	<b>-26.24%</b>

**3. Spending per capita - compared to the prior year**



**4. Historical trends of individual departments:**



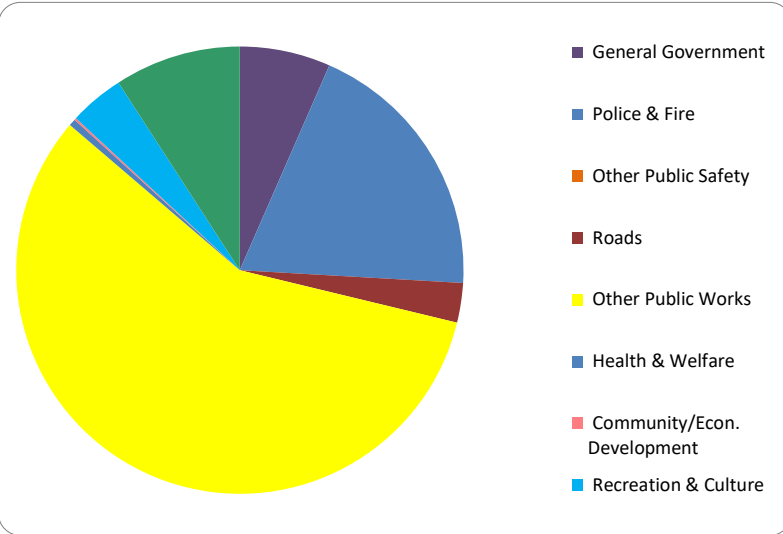
Commentary:

For more information on our unit's finances, contact at .

**CITIZEN'S GUIDE TO LOCAL UNIT FINANCES - Maple Rapids - Clinton (193050)**

**EXPENDITURES**

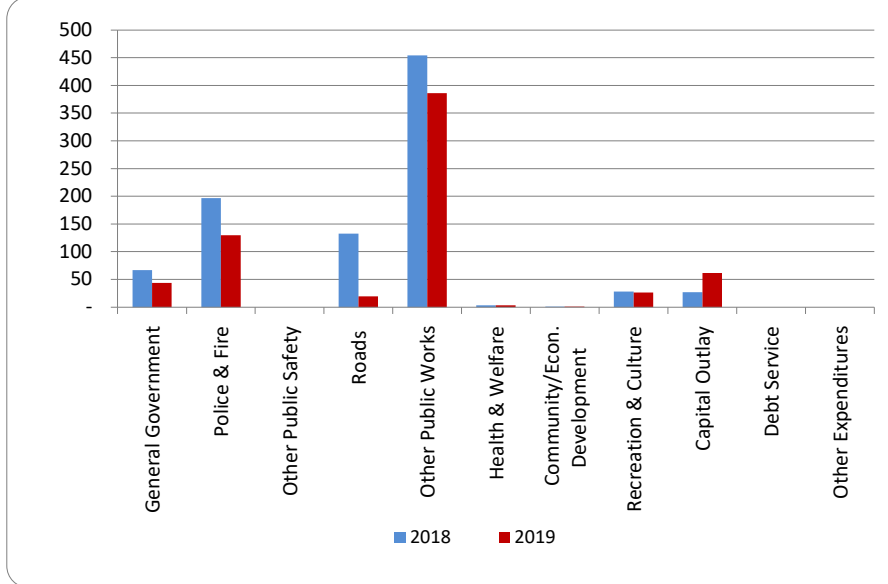
**1. Where we spend our money (all governmental funds)**



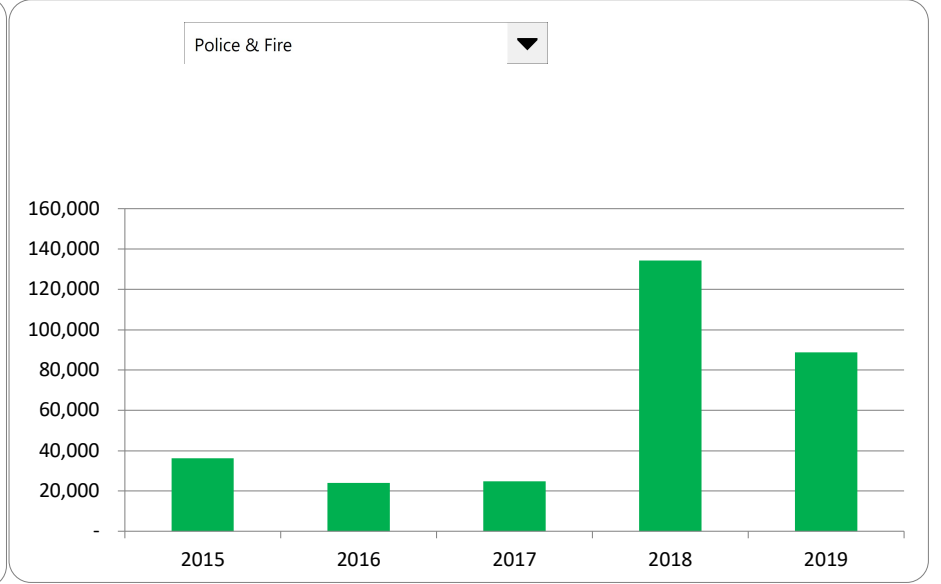
**2. Compared to the prior year**

	<u>2018</u>	<u>2019</u>	<u>% change</u>
General Government	\$ 45,897	\$ 30,070	-34.48%
Police & Fire	134,248	88,766	-33.88%
Other Public Safety	-	-	N/A
Roads	90,898	13,146	-85.54%
Other Public Works	310,270	263,576	-15.05%
Health & Welfare	2,191	2,306	5.25%
Community/Econ. Development	643	643	0.00%
Recreation & Culture	19,333	18,157	-6.08%
Capital Outlay	18,239	41,913	129.80%
Debt Service	-	-	N/A
Other Expenditures	-	-	N/A
<b>Total Expenditures</b>	<b>\$ 621,719</b>	<b>\$ 458,577</b>	<b>-26.24%</b>

**3. Spending per capita - compared to the prior year**



**4. Historical trends of individual departments:**



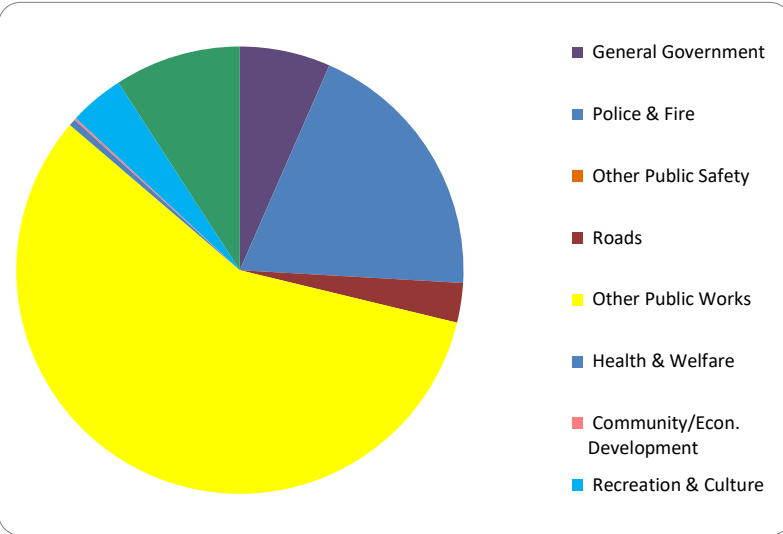
Commentary:

For more information on our unit's finances, contact at .

**CITIZEN'S GUIDE TO LOCAL UNIT FINANCES - Maple Rapids - Clinton (193050)**

**EXPENDITURES**

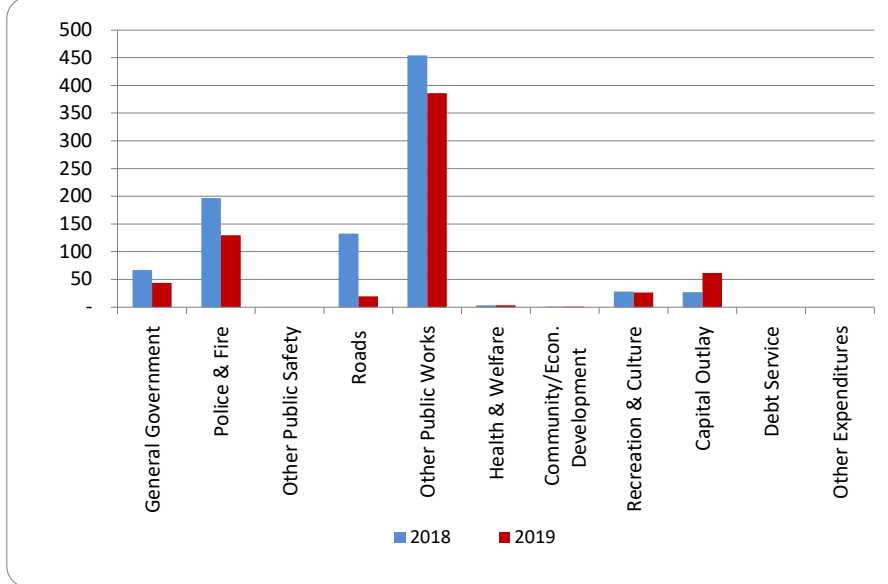
1. Where we spend our money (all governmental funds)



2. Compared to the prior year

	2018	2019	% change
General Government	\$ 45,897	\$ 30,070	-34.48%
Police & Fire	134,248	88,766	-33.88%
Other Public Safety	-	-	N/A
Roads	90,898	13,146	-85.54%
Other Public Works	310,270	263,576	-15.05%
Health & Welfare	2,191	2,306	5.25%
Community/Econ. Development	643	643	0.00%
Recreation & Culture	19,333	18,157	-6.08%
Capital Outlay	18,239	41,913	129.80%
Debt Service	-	-	N/A
Other Expenditures	-	-	N/A
<b>Total Expenditures</b>	<b>\$ 621,719</b>	<b>\$ 458,577</b>	<b>-26.24%</b>

3. Spending per capita - compared to the prior year



4. Historical trends of individual departments:



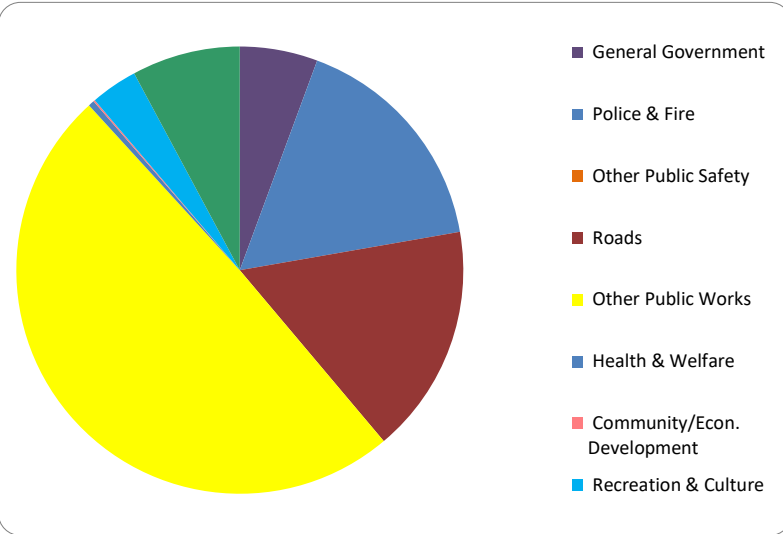
Commentary:

For more information on our unit's finances, contact at .

**CITIZEN'S GUIDE TO LOCAL UNIT FINANCES - Maple Rapids - Clinton (193050)**

**EXPENDITURES**

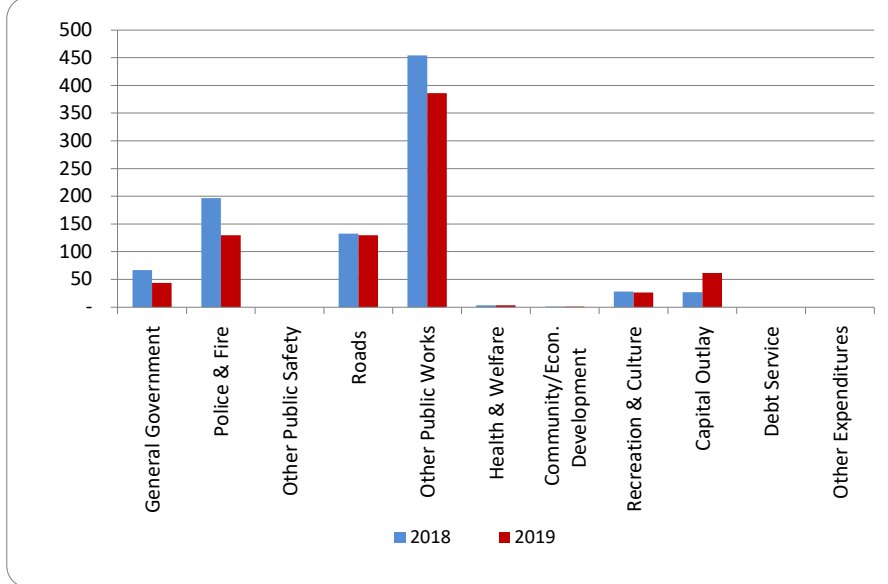
**1. Where we spend our money (all governmental funds)**



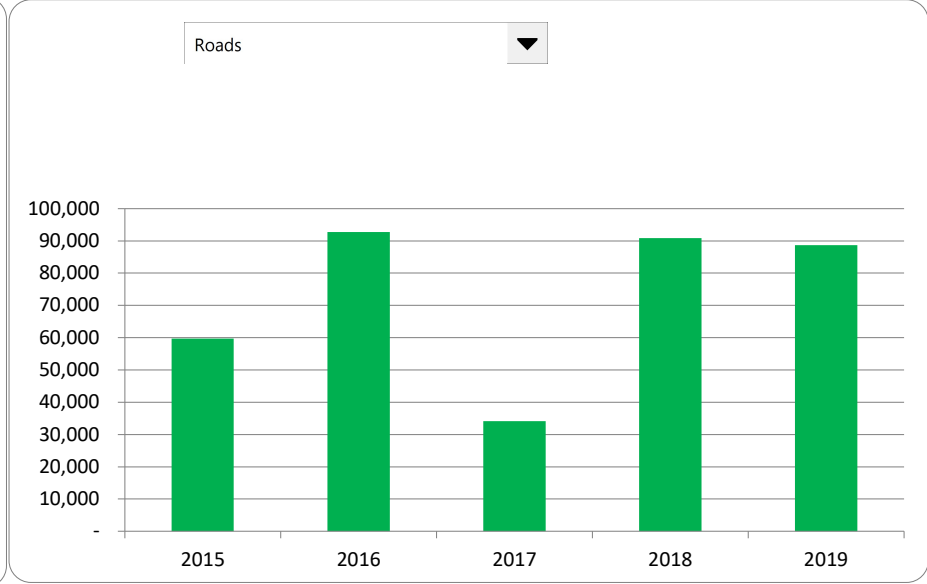
**2. Compared to the prior year**

	<u>2018</u>	<u>2019</u>	<u>% change</u>
General Government	\$ 45,897	\$ 30,070	-34.48%
Police & Fire	134,248	88,766	-33.88%
Other Public Safety	-	-	N/A
Roads	90,898	88,731	-2.38%
Other Public Works	310,270	263,576	-15.05%
Health & Welfare	2,191	2,306	5.25%
Community/Econ. Development	643	643	0.00%
Recreation & Culture	19,333	18,157	-6.08%
Capital Outlay	18,239	41,913	129.80%
Debt Service	-	-	N/A
Other Expenditures	-	-	N/A
<b>Total Expenditures</b>	<b>\$ 621,719</b>	<b>\$ 534,162</b>	<b>-14.08%</b>

**3. Spending per capita - compared to the prior year**



**4. Historical trends of individual departments:**



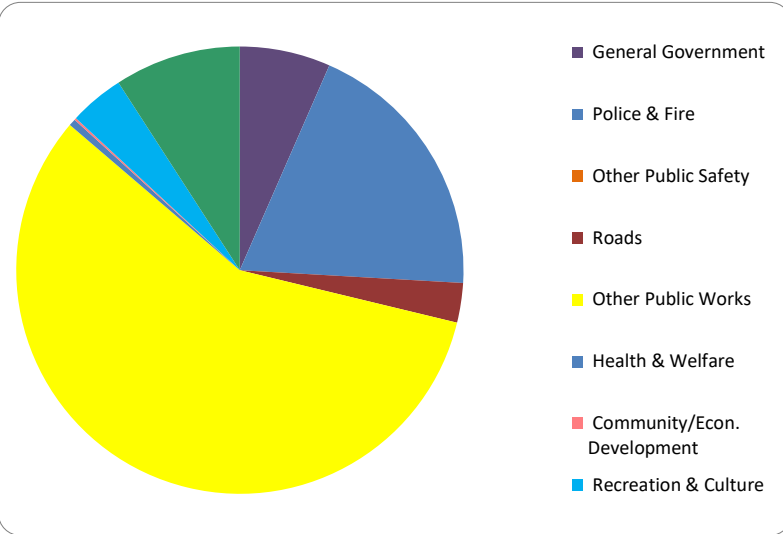
Commentary:

For more information on our unit's finances, contact at .

**CITIZEN'S GUIDE TO LOCAL UNIT FINANCES - Maple Rapids - Clinton (193050)**

**EXPENDITURES**

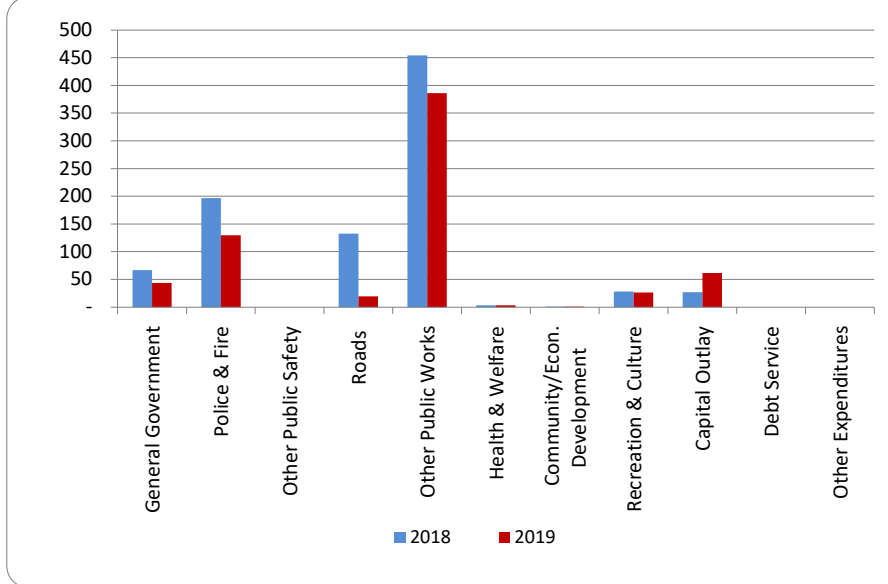
**1. Where we spend our money (all governmental funds)**



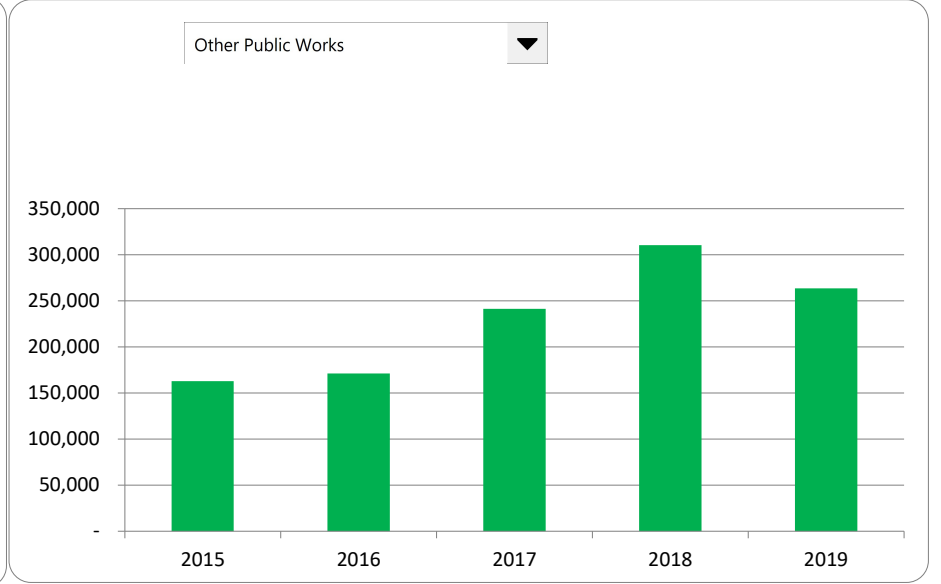
**2. Compared to the prior year**

	<u>2018</u>	<u>2019</u>	<u>% change</u>
General Government	\$ 45,897	\$ 30,070	-34.48%
Police & Fire	134,248	88,766	-33.88%
Other Public Safety	-	-	N/A
Roads	90,898	13,146	-85.54%
Other Public Works	310,270	263,576	-15.05%
Health & Welfare	2,191	2,306	5.25%
Community/Econ. Development	643	643	0.00%
Recreation & Culture	19,333	18,157	-6.08%
Capital Outlay	18,239	41,913	129.80%
Debt Service	-	-	N/A
Other Expenditures	-	-	N/A
<b>Total Expenditures</b>	<b>\$ 621,719</b>	<b>\$ 458,577</b>	<b>-26.24%</b>

**3. Spending per capita - compared to the prior year**



**4. Historical trends of individual departments:**



Commentary:

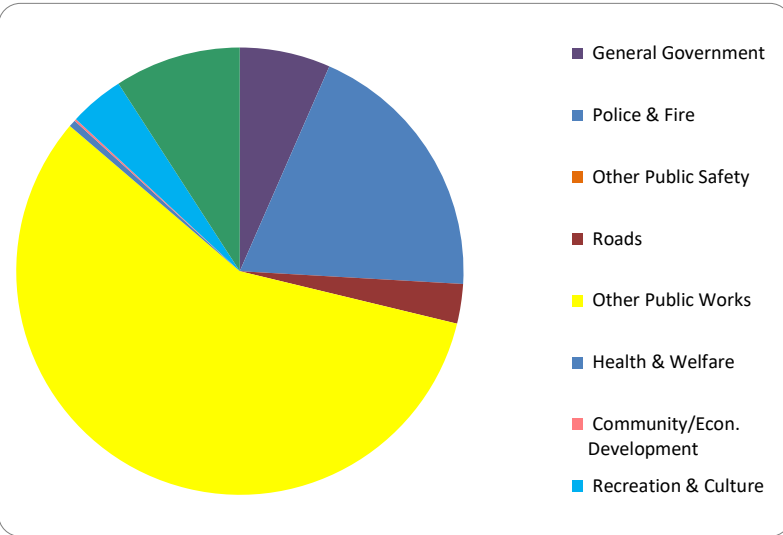
For more information on our unit's finances, contact at .



**CITIZEN'S GUIDE TO LOCAL UNIT FINANCES - Maple Rapids - Clinton (193050)**

**EXPENDITURES**

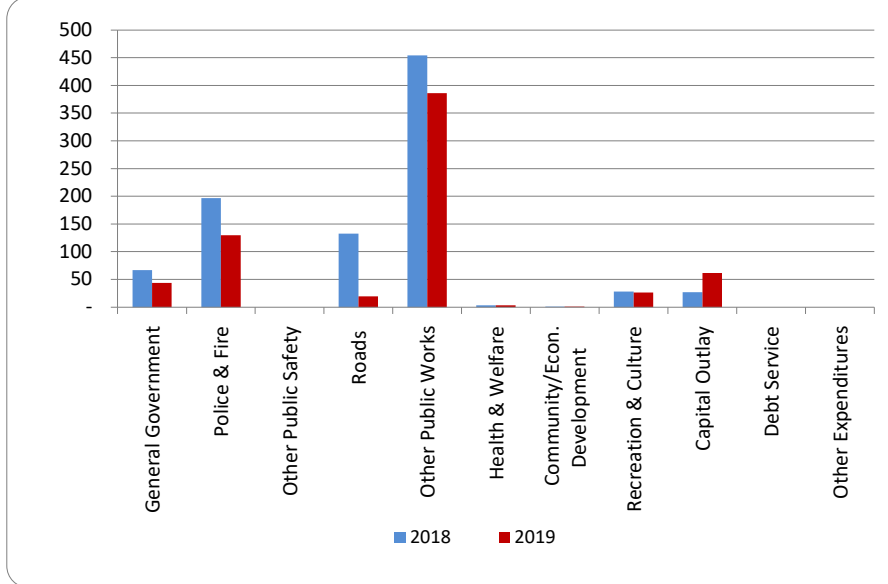
**1. Where we spend our money (all governmental funds)**



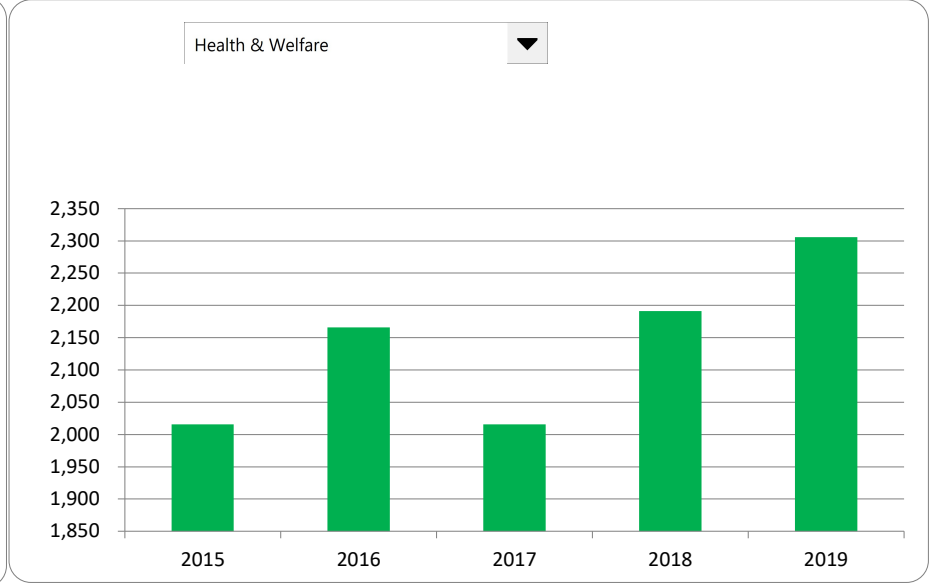
**2. Compared to the prior year**

	<u>2018</u>	<u>2019</u>	<u>% change</u>
General Government	\$ 45,897	\$ 30,070	-34.48%
Police & Fire	134,248	88,766	-33.88%
Other Public Safety	-	-	N/A
Roads	90,898	13,146	-85.54%
Other Public Works	310,270	263,576	-15.05%
Health & Welfare	2,191	2,306	5.25%
Community/Econ. Development	643	643	0.00%
Recreation & Culture	19,333	18,157	-6.08%
Capital Outlay	18,239	41,913	129.80%
Debt Service	-	-	N/A
Other Expenditures	-	-	N/A
<b>Total Expenditures</b>	<b>\$ 621,719</b>	<b>\$ 458,577</b>	<b>-26.24%</b>

**3. Spending per capita - compared to the prior year**



**4. Historical trends of individual departments:**



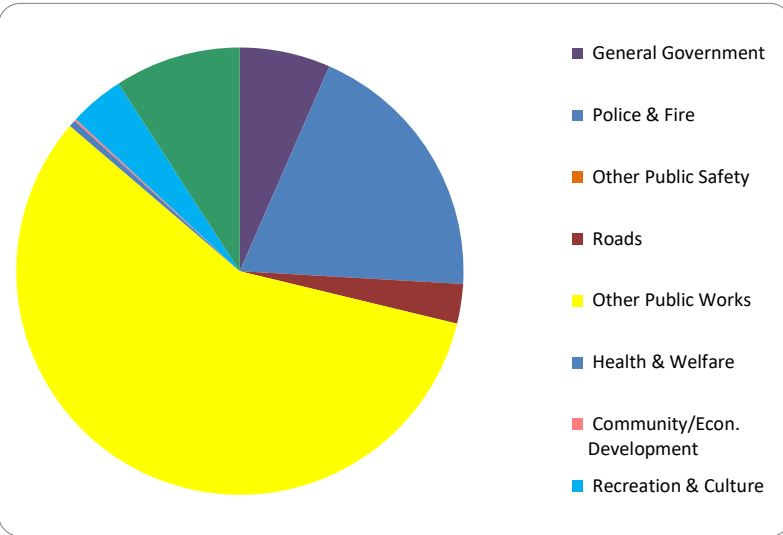
Commentary:

For more information on our unit's finances, contact at .

**CITIZEN'S GUIDE TO LOCAL UNIT FINANCES - Maple Rapids - Clinton (193050)**

**EXPENDITURES**

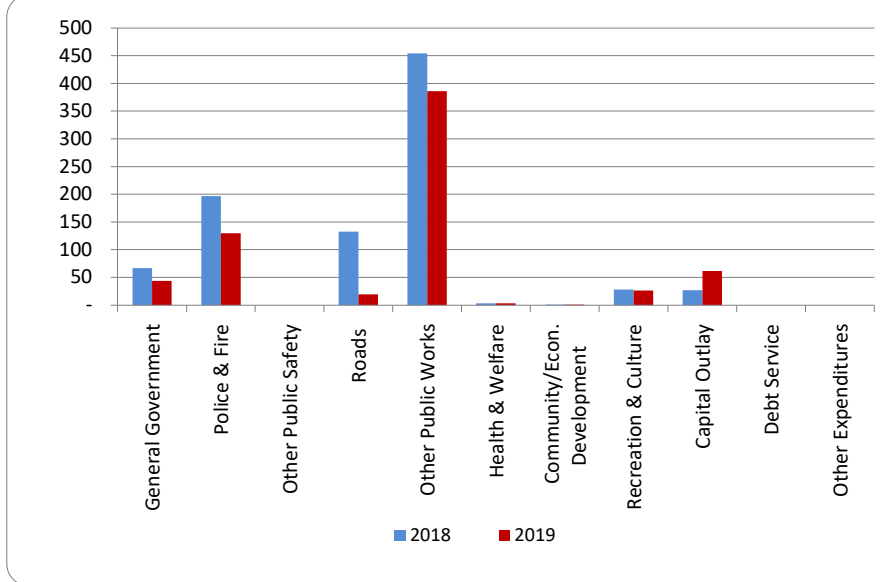
**1. Where we spend our money (all governmental funds)**



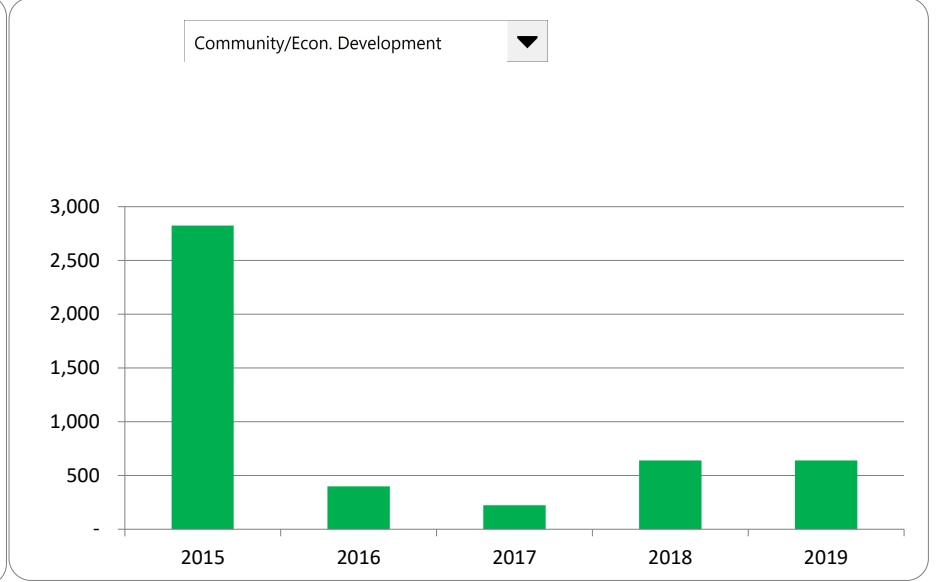
**2. Compared to the prior year**

	<u>2018</u>	<u>2019</u>	<u>% change</u>
General Government	\$ 45,897	\$ 30,070	-34.48%
Police & Fire	134,248	88,766	-33.88%
Other Public Safety	-	-	N/A
Roads	90,898	13,146	-85.54%
Other Public Works	310,270	263,576	-15.05%
Health & Welfare	2,191	2,306	5.25%
Community/Econ. Development	643	643	0.00%
Recreation & Culture	19,333	18,157	-6.08%
Capital Outlay	18,239	41,913	129.80%
Debt Service	-	-	N/A
Other Expenditures	-	-	N/A
<b>Total Expenditures</b>	<b>\$ 621,719</b>	<b>\$ 458,577</b>	<b>-26.24%</b>

**3. Spending per capita - compared to the prior year**



**4. Historical trends of individual departments:**



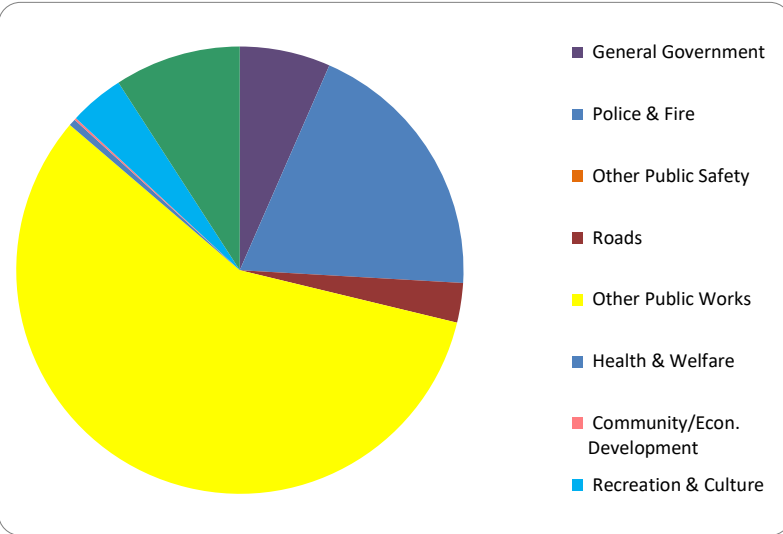
Commentary:

For more information on our unit's finances, contact at .

**CITIZEN'S GUIDE TO LOCAL UNIT FINANCES - Maple Rapids - Clinton (193050)**

**EXPENDITURES**

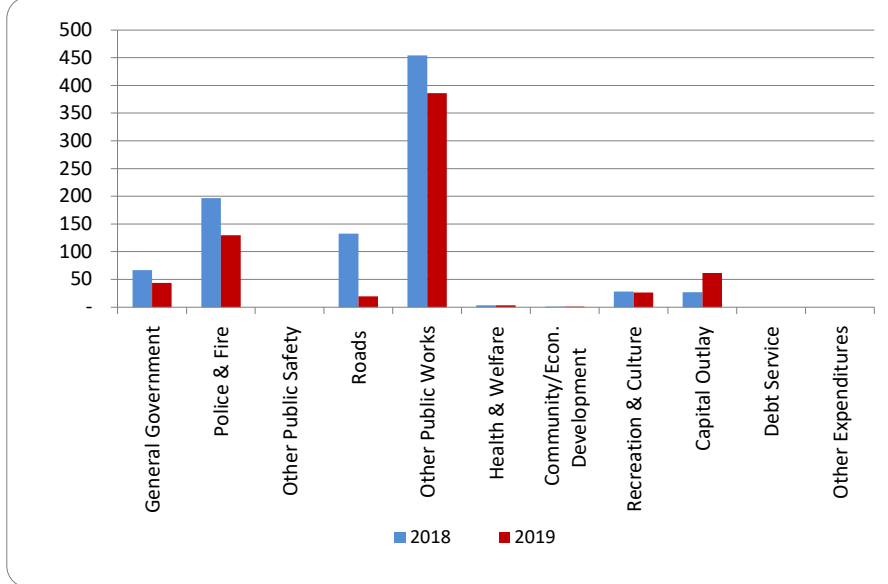
**1. Where we spend our money (all governmental funds)**



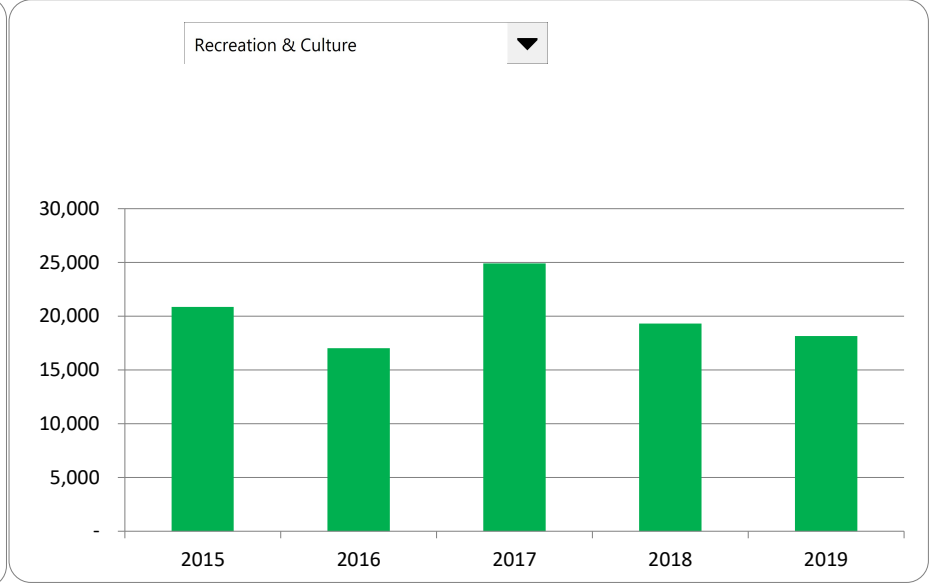
**2. Compared to the prior year**

	<u>2018</u>	<u>2019</u>	<u>% change</u>
General Government	\$ 45,897	\$ 30,070	-34.48%
Police & Fire	134,248	88,766	-33.88%
Other Public Safety	-	-	N/A
Roads	90,898	13,146	-85.54%
Other Public Works	310,270	263,576	-15.05%
Health & Welfare	2,191	2,306	5.25%
Community/Econ. Development	643	643	0.00%
Recreation & Culture	19,333	18,157	-6.08%
Capital Outlay	18,239	41,913	129.80%
Debt Service	-	-	N/A
Other Expenditures	-	-	N/A
<b>Total Expenditures</b>	<b>\$ 621,719</b>	<b>\$ 458,577</b>	<b>-26.24%</b>

**3. Spending per capita - compared to the prior year**



**4. Historical trends of individual departments:**



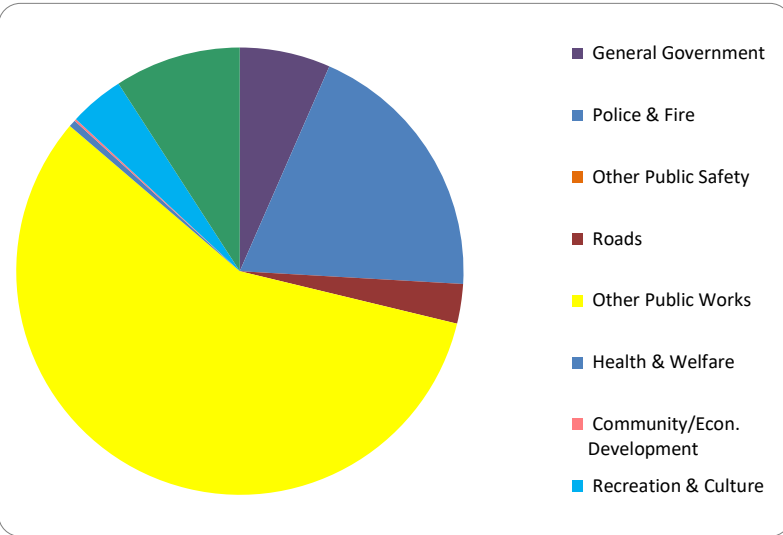
Commentary:

For more information on our unit's finances, contact at .

**CITIZEN'S GUIDE TO LOCAL UNIT FINANCES - Maple Rapids - Clinton (193050)**

**EXPENDITURES**

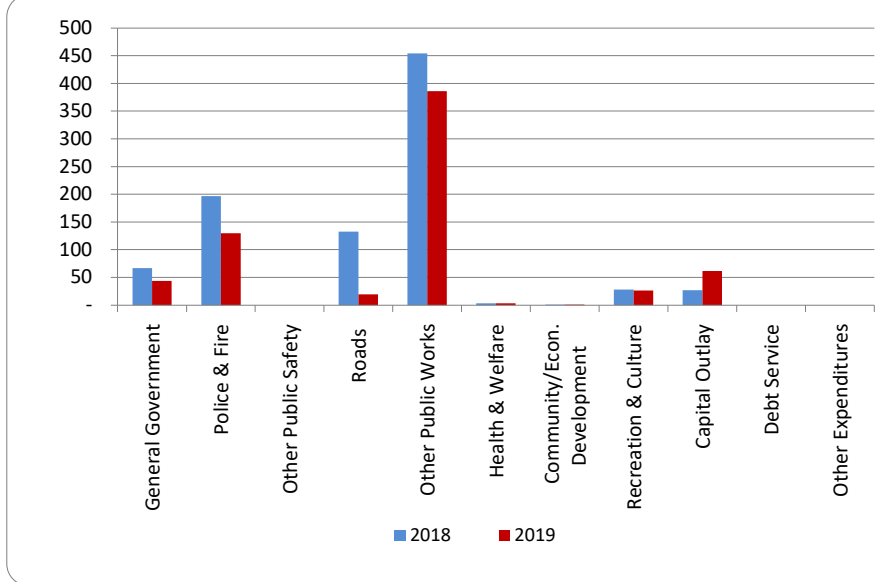
**1. Where we spend our money (all governmental funds)**



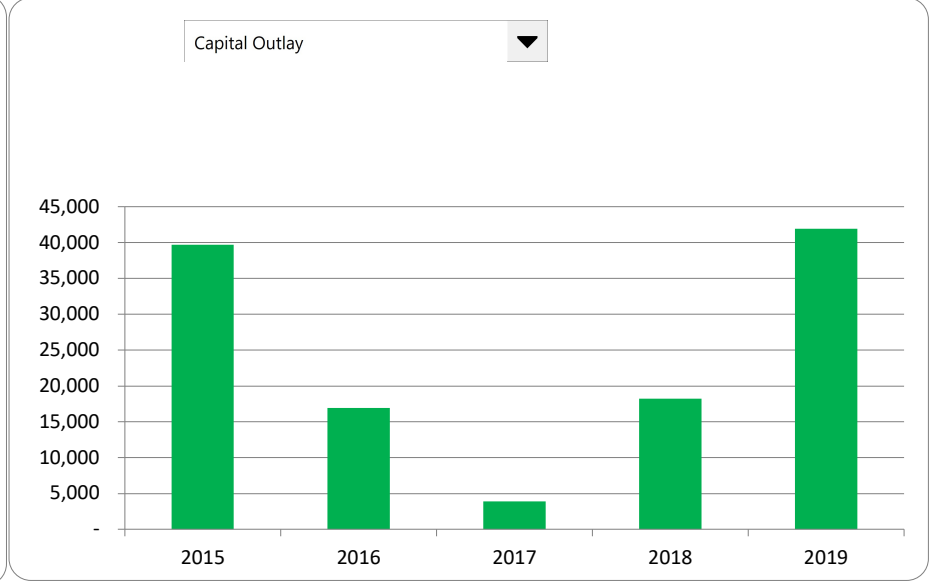
**2. Compared to the prior year**

	<u>2018</u>	<u>2019</u>	<u>% change</u>
General Government	\$ 45,897	\$ 30,070	-34.48%
Police & Fire	134,248	88,766	-33.88%
Other Public Safety	-	-	N/A
Roads	90,898	13,146	-85.54%
Other Public Works	310,270	263,576	-15.05%
Health & Welfare	2,191	2,306	5.25%
Community/Econ. Development	643	643	0.00%
Recreation & Culture	19,333	18,157	-6.08%
Capital Outlay	18,239	41,913	129.80%
Debt Service	-	-	N/A
Other Expenditures	-	-	N/A
<b>Total Expenditures</b>	<b>\$ 621,719</b>	<b>\$ 458,577</b>	<b>-26.24%</b>

**3. Spending per capita - compared to the prior year**



**4. Historical trends of individual departments:**



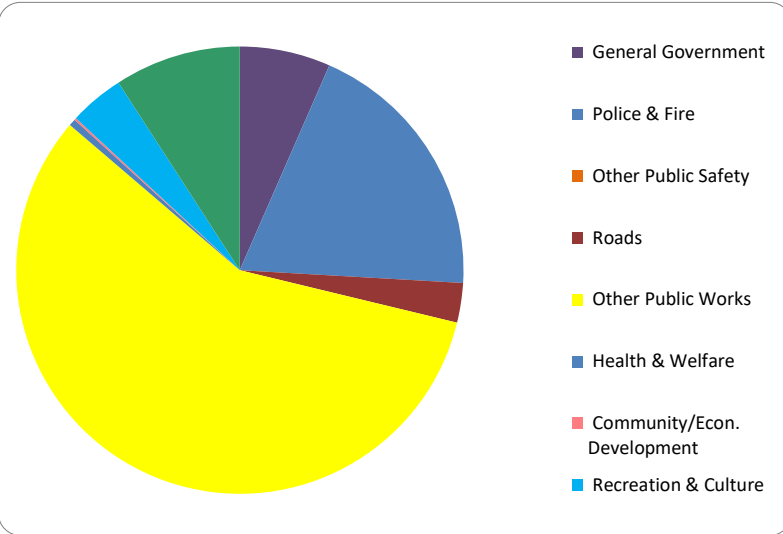
Commentary:

For more information on our unit's finances, contact at .

**CITIZEN'S GUIDE TO LOCAL UNIT FINANCES - Maple Rapids - Clinton (193050)**

**EXPENDITURES**

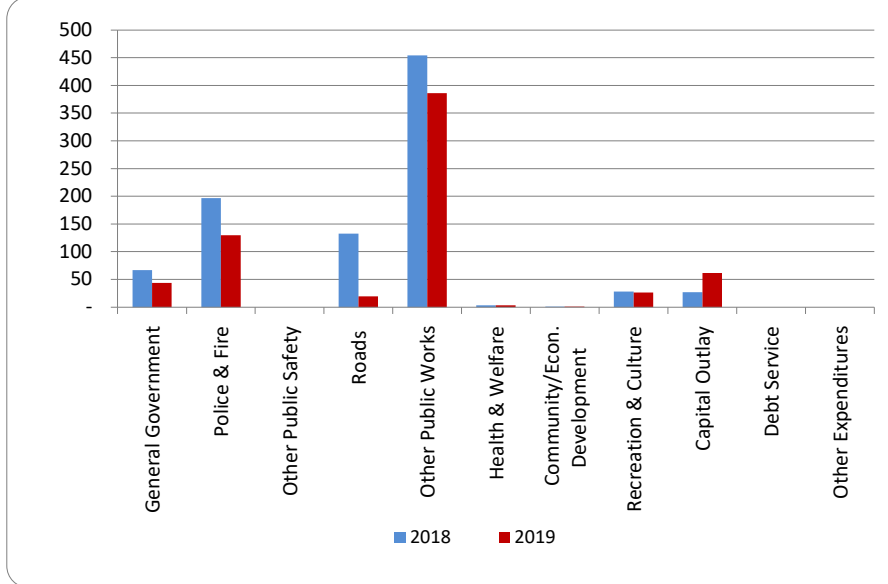
1. Where we spend our money (all governmental funds)




2. Compared to the prior year

	<u>2018</u>	<u>2019</u>	<u>% change</u>
General Government	\$ 45,897	\$ 30,070	-34.48%
Police & Fire	134,248	88,766	-33.88%
Other Public Safety	-	-	N/A
Roads	90,898	13,146	-85.54%
Other Public Works	310,270	263,576	-15.05%
Health & Welfare	2,191	2,306	5.25%
Community/Econ. Development	643	643	0.00%
Recreation & Culture	19,333	18,157	-6.08%
Capital Outlay	18,239	41,913	129.80%
Debt Service	-	-	N/A
Other Expenditures	-	-	N/A
<b>Total Expenditures</b>	<b>\$ 621,719</b>	<b>\$ 458,577</b>	<b>-26.24%</b>

3. Spending per capita - compared to the prior year



4. Historical trends of individual departments:



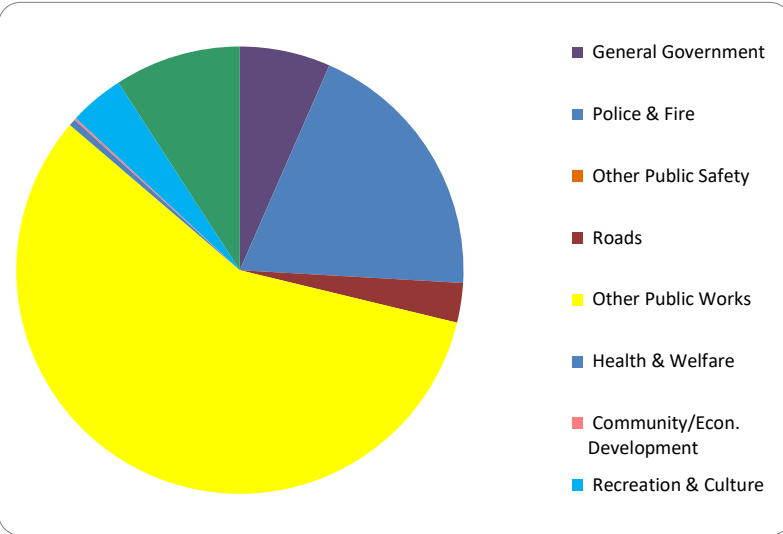
Commentary:

For more information on our unit's finances, contact at .

**CITIZEN'S GUIDE TO LOCAL UNIT FINANCES - Maple Rapids - Clinton (193050)**

**EXPENDITURES**

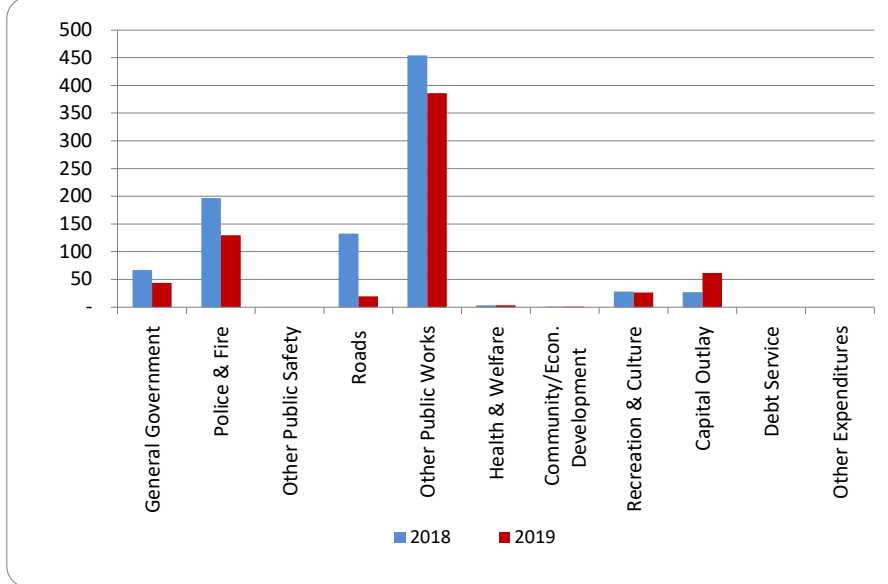
**1. Where we spend our money (all governmental funds)**



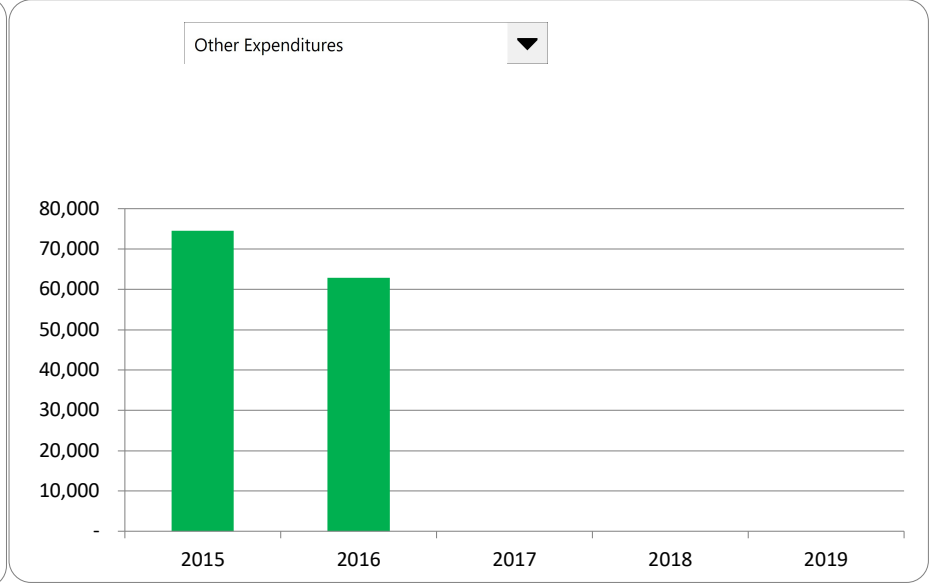
**2. Compared to the prior year**

	<u>2018</u>	<u>2019</u>	<u>% change</u>
General Government	\$ 45,897	\$ 30,070	-34.48%
Police & Fire	134,248	88,766	-33.88%
Other Public Safety	-	-	N/A
Roads	90,898	13,146	-85.54%
Other Public Works	310,270	263,576	-15.05%
Health & Welfare	2,191	2,306	5.25%
Community/Econ. Development	643	643	0.00%
Recreation & Culture	19,333	18,157	-6.08%
Capital Outlay	18,239	41,913	129.80%
Debt Service	-	-	N/A
Other Expenditures	-	-	N/A
<b>Total Expenditures</b>	<b>\$ 621,719</b>	<b>\$ 458,577</b>	<b>-26.24%</b>

**3. Spending per capita - compared to the prior year**



**4. Historical trends of individual departments:**



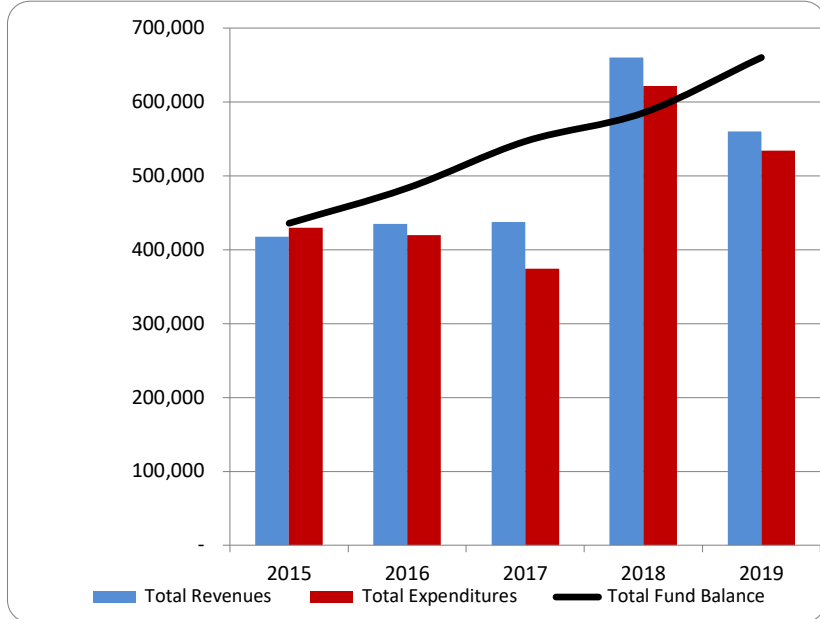
Commentary:

For more information on our unit's finances, contact at .

**CITIZEN'S GUIDE TO LOCAL UNIT FINANCES - Maple Rapids - Clinton (193050)**

**FINANCIAL POSITION**

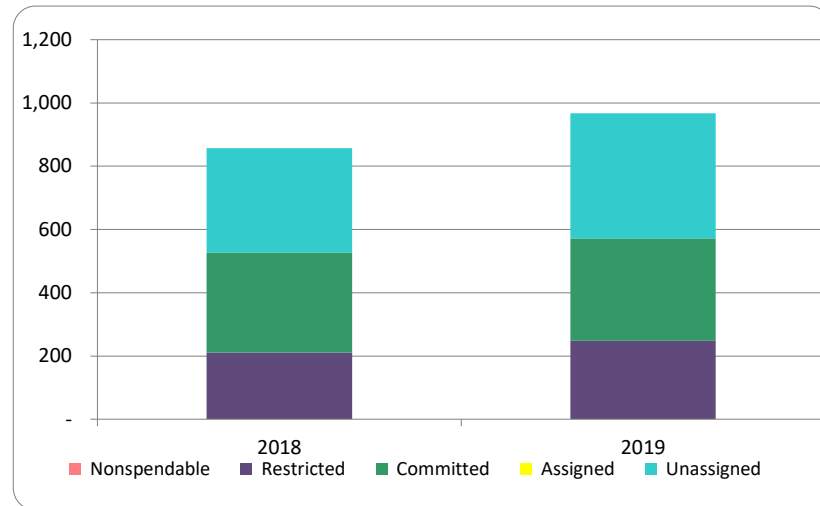
1. How have we managed our governmental fund resources (fund balance)?



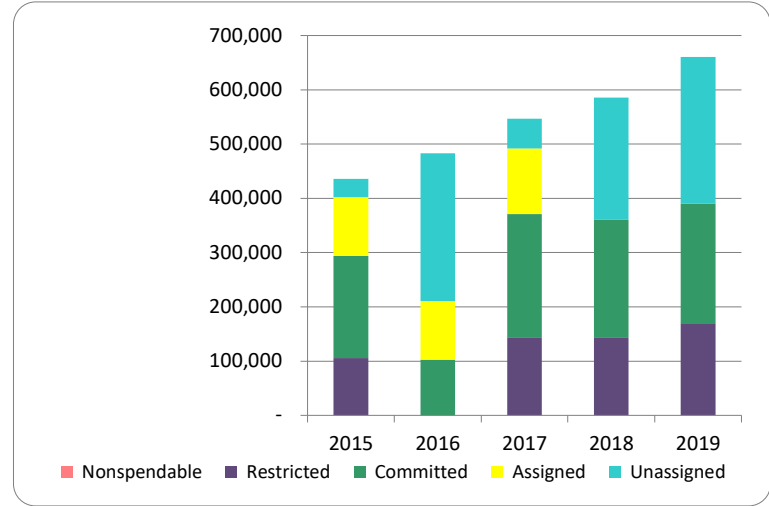
2. Compared to the prior year

	2018	2019	% change
Revenue	660,389	560,133	-15.18%
Expenditures	621,719	534,162	-14.08%
Surplus (shortfall)	38,670	25,971	-32.84%
Fund balance, by component:			
Nonspendable	-	-	N/A
Restricted	144,129	169,753	17.78%
Committed	216,153	220,993	2.24%
Assigned	-	-	N/A
Unassigned	225,275	269,720	19.73%
total fund balance	585,557	660,466	12.79%

3. Fund balance per capita - compared to the prior year



4. Historical trends of individual components



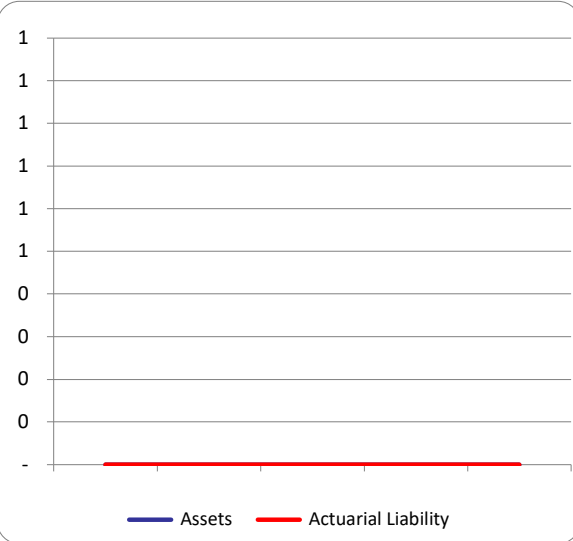
Commentary:

For more information on our unit's finances, contact at .

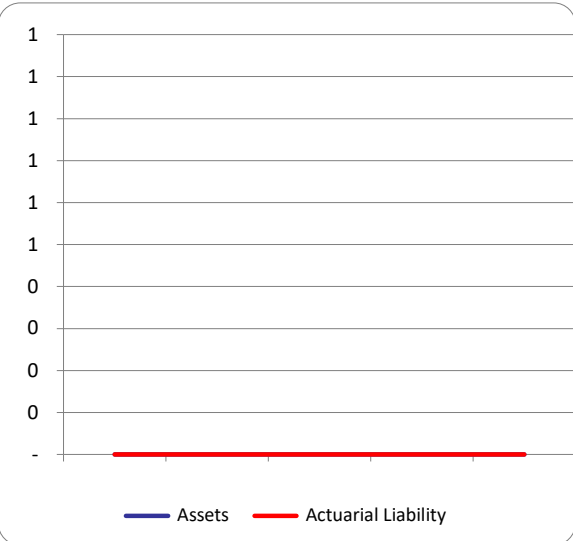
**CITIZEN'S GUIDE TO LOCAL UNIT FINANCES - Maple Rapids - Clinton (193050)**

**OTHER LONG TERM OBLIGATIONS**

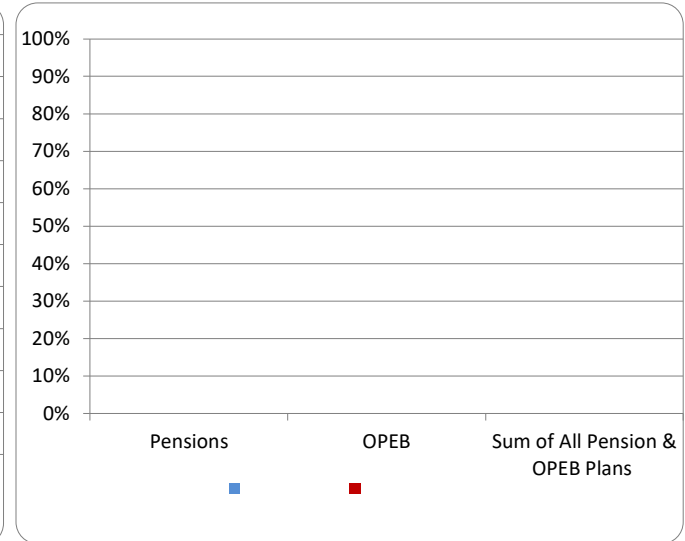
1. Pension funding status



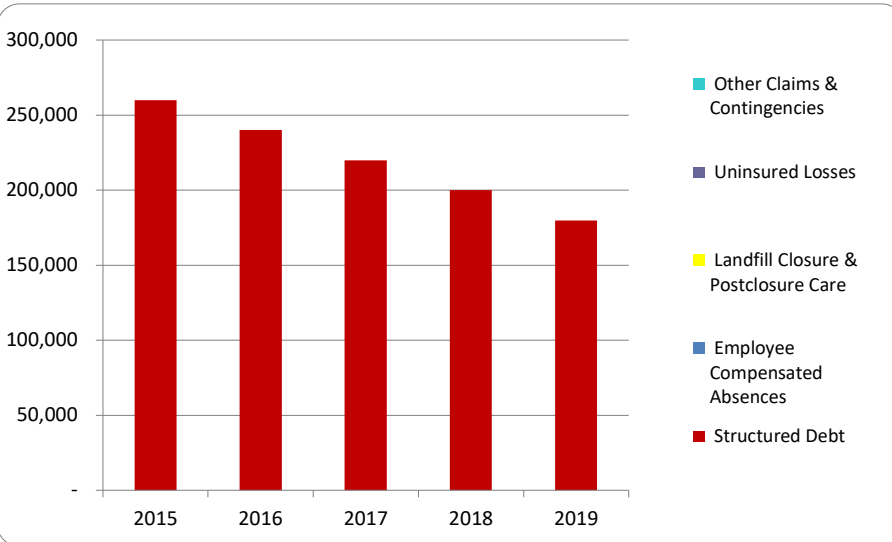
2. Retiree Health care funding status



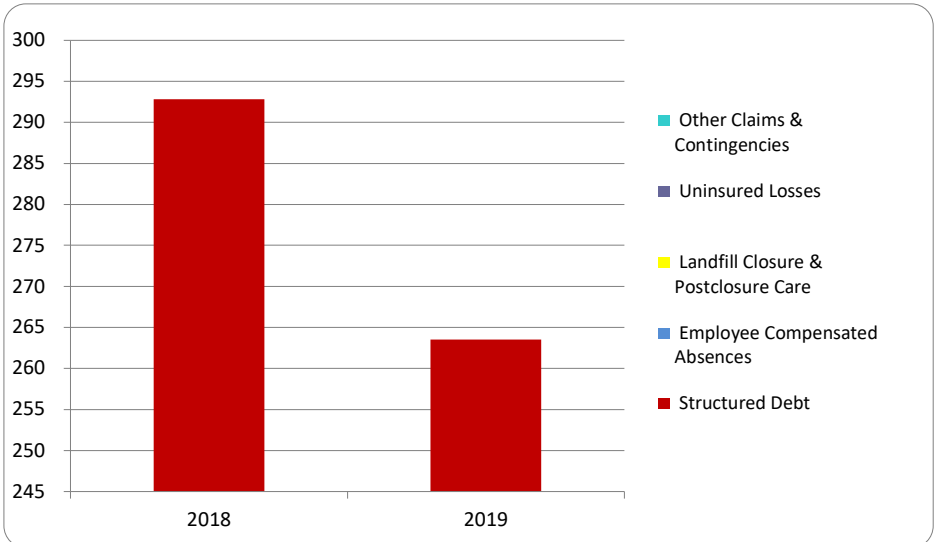
3. Percent funded - compared to the prior year



4. Long Term Debt obligations:



5. Debt & other long term obligations per capita - compared to the prior year



Commentary: Village of Maple Rapids does not do any Pension Funding and does not offer any Retiree Health Care Coverage.

For more information on our unit's finances, contact at .





**VILLAGE OF**  
**MAPLE RAPIDS**

**PERFORMANCE**  
**DASHBOARD**





Local Unit: Village of Maple Rapids County: Clinton

### Fiscal Stability

	Prior	Current	Progress
? Annual general fund expenditures per capita	\$550.00	\$441.00	↓
? Fund balance as a percent of annual general fund expenditures	12100.00%	16600.00%	↑
? Unfunded other post employment benefits (OPEB) liability as a percent of annual general fund revenue	.00%	.00%	↔
? Debt burden per capita	\$293.00	\$264.00	↓
? Percentage of road funding provided by the general fund	.00%	.00%	↔
? Ratio of pensioners to employees	0	0	↔
? Number of services delivered via cooperative venture	1	1	↔

? Government unit specific:  
 Village of Maple Rapids offers no post employment benefits.

**KEY: Arrows represent the change from prior to current year; The color of the arrow represents if the change was positive (GREEN) or negative (RED). A double arrow represents no change (NEUTRAL)**

### Economic Strength

	Prior	Current	Progress
? Percent of community with access to high speed broadband	82%	82%	↔
? Percent of community age 25+ with a Bachelor Degree or higher	5%	5%	↔
? Average age of critical infrastructure (years)	25.5	26.5	↑

? Government unit specific:

### Public Safety

	Prior	Current	Progress
? Violent crimes per thousand	7	5	↓
? Property crimes per thousand	53	45	↓
? Traffic injuries and fatalities	6	4	↓

? Government unit specific:  
 These numbers are higher than the Village's actual numbers as our population is 672 for 2012 & 2013. This system adjust them to # per thousand.

### Quality of Life

	Prior	Current	Progress
? Miles of sidewalks and non motorized trails per mile of local roads	1	1	↔
? Percent of general fund budget committed to arts, culture and recreation	6.00%	7.00%	↑
? Acres of park per thousand residents	38	38	↔
? Percent of community with curbside recycling	.00%	.00%	↔

? Government unit specific:

Village of Maple Rapids trash service does not offer curbside recycling but we do maintain recycling units for the community near the community center.



**VILLAGE OF**  
**MAPLE RAPIDS**

**DEBT**  
**SERVICE**



# Debt Service Report

**Local Unit Name:** Village of Maple Rapids  
**Local Unit Code:** 193050  
**Current Fiscal Year End Date:** 12/31/2019

**Debt Name:** Huntington Bank (Formerly First Merit & Citizens Bank)

**Issuance Date:** 10/20/2006

**Issuance Amount:** \$385,000

**Debt Instrument (or Type):** Bond

**Repayment Source(s):** Sewer Fund - Generated from Revenue

Years Ending	Principal	Interest	Total
2006	\$ -	\$ -	\$ -
2007	\$ 10,000.00	\$ 19,586.81	\$ 29,586.81
2008	\$ 10,000.00	\$ 18,481.94	\$ 28,481.94
2009	\$ 15,000.00	\$ 17,860.42	\$ 32,860.42
2010	\$ 15,000.00	\$ 17,122.91	\$ 32,122.91
2011	\$ 15,000.00	\$ 16,364.59	\$ 31,364.59
2012	\$ 15,000.00	\$ 15,622.91	\$ 30,622.91
2013	\$ 15,000.00	\$ 14,875.00	\$ 29,875.00
2014	\$ 15,000.00	\$ 14,125.00	\$ 29,125.00
2015	\$ 15,000.00	\$ 13,375.00	\$ 28,375.00
2016	\$ 20,000.00	\$ 12,500.00	\$ 32,500.00
2017	\$ 20,000.00	\$ 11,500.00	\$ 31,500.00
2018	\$ 20,000.00	\$ 10,500.00	\$ 30,500.00
2019	\$ 20,000.00	\$ 9,500.00	\$ 29,500.00
2020	\$ 20,000.00	\$ 8,500.00	\$ 28,500.00
2021	\$ 25,000.00	\$ 7,375.00	\$ 32,375.00
2022	\$ 25,000.00	\$ 6,125.00	\$ 31,125.00
2023	\$ 25,000.00	\$ 4,875.00	\$ 29,875.00
2024	\$ 25,000.00	\$ 3,625.00	\$ 28,625.00
2025	\$ 30,000.00	\$ 2,250.00	\$ 32,250.00
2026	\$ 30,000.00	\$ 750.00	\$ 30,750.00
<b>Totals</b>	<b>\$ 385,000.00</b>	<b>\$ 224,914.58</b>	<b>\$ 609,914.58</b>

**Current Outstanding Debt as of 12/31/2019 -- \$180,000**

**This debt item is a Bond.**  
**Fees were increased to cover the added expense of this debt.**

# Debt Service Report

<b>Local Unit Name:</b>	<b>Village of Maple Rapids</b>
<b>Local Unit Code:</b>	<b>193050</b>
<b>Current Fiscal Year End Date:</b>	<b>12/31/2019</b>



**VILLAGE OF**  
**MAPLE RAPIDS**

**PROJECTED**  
**BUDGET**



# Projected Budget Report

**Local Unit Name:** Village of Maple Rapids  
**Local Unit Code:** 193050  
**Current Fiscal Year End Date:** 12/31/2020  
**Fund Name:** General Fund

REVENUES	Current Year Budget	Percentage Change	Year 2 Budget	Assumptions
Property Taxes	\$ 120,000	3 %	\$ 123,600	No Change Expected unless new construction done then small inc
State Revenue Sharing	\$ 67,000	1 %	\$ 67,871	Based on estimate from State
Trash Revenue Fees	\$ 30,000	%	\$ 30,000	No Change Expected
Community Center Reimbursement	\$ 2,700	%	\$ 2,700	No Change Expected
Lease Revenue	\$ 2,000	%	\$ 2,000	No Change Expected
Rent	\$ 1,000	%	\$ 1,000	No Change Expected
Interest Income	\$ 500	%	\$ 500	No Change Expected
Grant Revenues	\$ -	%	\$ -	No Change Expected
Other Revenues	\$ 2,932	%	\$ 2,932	No Change Expected
Interfund Transfers (In)	\$ 100,000	%	\$ 100,000	No Change Expected
<b>Total Revenues</b>	<b>\$ 326,132</b>		<b>\$ 330,603</b>	
<b>EXPENDITURES</b>				
DPW (Wages/Health/Etc)	\$ 124,000	3 %	\$ 127,720	Assuming minor increase
Police and Fire	\$ -	%	\$ -	No Change Expected
Utilities (Electric / Gas / Phone)	\$ 25,775	-	\$ 25,775	No Change Expected
Fuel	\$ 10,000	-	\$ 10,000	No Change Expected
Insurance	\$ 30,000	%	\$ 30,000	No Change Expected
Library Millage	\$ -	%	\$ -	No Change Expected
Trash Pickup	\$ 34,000	%	\$ 34,000	No Change Expected
Recycling Site	\$ 3,800	%	\$ 3,800	No Change Expected
Sidewalks	\$ 10,000	%	\$ 10,000	No Change Expected
Parts / Supplies / Repairs / Maintenance	\$ 20,000	%	\$ 20,000	No Change Expected
Wages / Payroll (Council / Committees)	\$ 24,180	%	\$ 24,180	No Change Expected
Payroll Taxes	\$ 10,000	%	\$ 10,000	No Change Expected
Equipment (DPW / Office)	\$ 11,000	%	\$ 11,000	No Change Expected
Ambulance Assesment	\$ 4,032	%	\$ 4,032	No Change Expected
Professional or Contracted Services	\$ 15,450	%	\$ 15,450	No Change Expected
Meals on Wheels	\$ 500	%	\$ 500	No Change Expected
Parks & Recreation	\$ 8,000	%	\$ 8,000	No Change Expected
Auditing & Accounting Services	\$ 1,800	%	\$ 1,800	No Change Expected
Parking Lot Paving	\$ 5,000	%	\$ 5,000	No Change Expected
Tree Trimming	\$ 10,000	%	\$ 10,000	No Change Expected
Other Expenditures	\$ 14,875	%	\$ 14,875	No Change Expected
Interfund Transfers (Out)	\$ 7,000	%	\$ 7,000	No Change Expected
Building Repairs / Maintenance	\$ -	%	\$ -	No Change Expected
Demolition	\$ -	%	\$ -	No Change Expected
Community Center	\$ 5,750	%	\$ 5,750	No Change Expected
Equipment Rental	\$ 70,000	%	\$ 70,000	No Change Expected

<b>Total Expenditures</b>	\$ <u>445,162</u>	\$ <u>448,882</u>
<b>Net Revenues (Expenditures)</b>	\$ <u><u>(119,030)</u></u>	\$ <u><u>(118,279)</u></u>
<b>Beginning Fund Balance</b>	\$ <u>225,275</u>	\$ <u>106,245</u>
<b>Ending Fund Balance</b>	\$ <u><u>106,245</u></u>	\$ <u><u>(12,034)</u></u>

Commentary:



# Projected Budget Report

**Local Unit Name:** Village of Maple Rapids  
**Local Unit Code:** 193050  
**Current Fiscal Year End Date:** 12/31/2020  
**Fund Name:** Fire Fund

<b>REVENUES</b>	<b>Current Year Budget</b>	<b>Percentage Change</b>	<b>Year 2 Budget</b>	<b>Assumptions</b>
Fire Retainer Fees	\$ 25,000	%	\$ 25,000	No Change Expected
MFR Retainer Fees	\$ 4,000	%	\$ 4,000	No Change Expected
Fire Runs	\$ -	%	\$ -	
MFR Service	\$ -	%	\$ -	
Interest Income	\$ 300	%	\$ 300	No Change Expected
Grant Income	\$ -	%	\$ -	
Interfund Transfers (In)	\$ 17,000	%	\$ 17,000	No Change Expected
Other Revenues	\$ -	%	\$ -	
<b>Total Revenues</b>	<b>\$ 46,300</b>		<b>\$ 46,300</b>	
<b>EXPENDITURES</b>				
Audit & Accounting Services	\$ 1,500	%	\$ 1,500	No Change Expected
Building Repairs / Maintenance	\$ -	%	\$ -	
Computer Equipment	\$ -	%	\$ -	
Computer Support Fees	\$ 805	%	\$ 805	No Change Expected
Dues & Fees	\$ 300	%	\$ 300	No Change Expected
Education / Training	\$ 5,000	%	\$ 5,000	No Change Expected
Equipment	\$ 17,000	%	\$ 17,000	No Change Expected
Fire Dept Phone Alerts	\$ 250	%	\$ 250	No Change Expected
Fuel	\$ -	%	\$ -	No Change Expected
Insurance	\$ 500	%	\$ 500	No Change Expected
Legal Services	\$ 200	%	\$ 200	No Change Expected
Manpower - Fire Runs	\$ 2,500	%	\$ 2,500	No Change Expected
Manpower - MFR	\$ 4,000	%	\$ 4,000	No Change Expected
Manpower - Training	\$ 4,500	%	\$ 4,500	No Change Expected
MFR Supplies	\$ 1,000	%	\$ 1,000	No Change Expected
Mileage	\$ 2,000	%	\$ 2,000	No Change Expected
Office Supplies	\$ 200	%	\$ 200	No Change Expected
Parts, Maintenance, Supplies, Repairs	\$ 16,000	%	\$ 16,000	No Change Expected

Postage / Shipping	\$	200	%	\$	200	No Change Expected
Professional Services	\$	6,000	%	\$	6,000	No Change Expected
Fire Chief Wage	\$	1,500	%	\$	1,500	No Change Expected
EMS Wage	\$	1,000	%	\$	1,000	No Change Expected
Other Expenditures	\$	900	%	\$	900	No Change Expected
Interfund Transfers (out)	\$	10,000	%	\$	10,000	No Change Expected
<b>Total Expenditures</b>	<b>\$</b>	<b>75,355</b>		<b>\$</b>	<b>75,355</b>	
<b>Net Revenues (Expenditures)</b>	<b>\$</b>	<b>(29,055)</b>		<b>\$</b>	<b>(29,055)</b>	
<b>Beginning Fund Balance</b>	<b>\$</b>	<b>199,558</b>		<b>\$</b>	<b>170,503</b>	
<b>Ending Fund Balance</b>	<b>\$</b>	<b>170,503</b>		<b>\$</b>	<b>141,448</b>	

Commentary:

# Projected Budget Report

**Local Unit Name:** Village of Maple Rapids  
**Local Unit Code:** 193050  
**Current Fiscal Year End Date:** 12/31/2020  
**Fund Name:** Local Highway

<b>REVENUES</b>	<b>Current Year Budget</b>	<b>Percentage Change</b>	<b>Year 2 Budget</b>	<b>Assumptions</b>
State Highway Funds	\$ 15,000	%	\$ 15,000	No Change Expected
State of Michigan - Other State Grants	\$ -	%	\$ -	
Interest Income	\$ 40	%	\$ 40	No Change Expected
St of Michigan - Telecomm Act 48	\$ 860	%	\$ 860	
Other Revenues	\$ -	%	\$ -	
Interfund Transfers (In)	\$ 7,000	%	\$ 7,000	No Change Expected
<b>Total Revenues</b>	<b>\$ 22,900</b>		<b>\$ 22,900</b>	
<b>EXPENDITURES</b>				
Auditing & Accounting Services	\$ 1,500	%	\$ 1,500	No Change Expected
Equipment	\$ 2,000	%	\$ 2,000	No Change Expected
Insurance	\$ 900	%	\$ 900	No Change Expected
Miscellaneous	\$ 100	%	\$ 100	No Change Expected
Parts / Supplies / Repairs / Maintenance	\$ 3,000	%	\$ 3,000	No Change Expected
Paving	\$ 20,000	100 %	\$ 40,000	Large Project Planned for 2020
Professional or Contracted Services	\$ 500	%	\$ 500	No Change Expected
Sidewalks	\$ -	%	\$ -	
Tree Trimming	\$ 3,000	%	\$ 3,000	No Change Expected
Other Expenditures	\$ 245	%	\$ 245	
Interfund Transfers (Out)	\$ 14,000	%	\$ 14,000	No Change Expected
<b>Total Expenditures</b>	<b>\$ 45,245</b>		<b>\$ 65,245</b>	
<b>Net Revenues (Expenditures)</b>	<b>\$ (22,345)</b>		<b>\$ (42,345)</b>	
<b>Beginning Fund Balance</b>	<b>\$ 66,572</b>		<b>\$ 44,227</b>	
<b>Ending Fund Balance</b>	<b>\$ 44,227</b>		<b>\$ 1,882</b>	

Commentary:

# Projected Budget Report

**Local Unit Name:** Village of Maple Rapids  
**Local Unit Code:** 193050  
**Current Fiscal Year End Date:** 12/31/2020  
**Fund Name:** Major Highway

<b>REVENUES</b>	<b>Current Year Budget</b>	<b>Percentage Change</b>	<b>Year 2 Budget</b>	<b>Assumptions</b>
State Highway Funds	\$ 45,000	5 %	\$ 47,250	Increased in 2016
State of Michigan - Other State Grants	\$ -	%	\$ -	
Interest Income	\$ 1	%	\$ 1	No Change Expected
St of Michigan - Telecomm Act 48	\$ 2,100	%	\$ 2,100	
Grant Revenues	\$ -	%	\$ -	
Other Revenues	\$ 45	%	\$ 45	
Interfund Transfers (In)	\$ -	%	\$ -	
<b>Total Revenues</b>	<b>\$ 47,146</b>		<b>\$ 49,396</b>	
<b>EXPENDITURES</b>				
Auditing & Accounting Services	\$ 1,500	%	\$ 1,500	No Change Expected
Bridge Repair & Maintenance	\$ 500	%	\$ 500	No Change Expected
Equipment	\$ 2,200	%	\$ 2,200	No Change Expected
Insurance	\$ 400	%	\$ 400	No Change Expected
Miscellaneous	\$ 100	%	\$ 100	No Change Expected
Paving	\$ 40,000	400 %	\$ 200,000	Planning Large Project 2020
Parts / Supplies / Repairs / Maintenance	\$ 6,500	%	\$ 6,500	No Change Expected
Professional or Contracted Services	\$ 851	%	\$ 851	No Change Expected
Sidewalks	\$ 1,000	%	\$ 1,000	No Change Expected
Tree Trimming	\$ 3,000	%	\$ 3,000	No Change Expected
Other Expenditures	\$ 245	%	\$ 245	
Interfund Transfers (Out)	\$ 34,000	%	\$ 34,000	No Change Expected
Transfer to Local Highway (10%)	\$ 7,300	%	\$ 7,300	No Change Expected
<b>Total Expenditures</b>	<b>\$ 97,596</b>		<b>\$ 257,596</b>	
<b>Net Revenues (Expenditures)</b>	<b>\$ (50,451)</b>		<b>\$ (208,201)</b>	

**Beginning Fund Balance**

**\$ 77,575**

**\$ 27,125**

**Ending Fund Balance**

**\$ 27,125**

**\$ (181,076)**

Commentary:

# Projected Budget Report

**Local Unit Name:** Village of Maple Rapids  
**Local Unit Code:** 193050  
**Current Fiscal Year End Date:** 12/31/2020  
**Fund Name:** Sewer Fund

<b>REVENUES</b>	<b>Current Year Budget</b>	<b>Percentage Change</b>	<b>Year 2 Budget</b>	<b>Assumptions</b>
Sewer Revenue Fees	\$ 77,215	5 %	\$ 81,076	Small increase to Rates
Sewer Hookup / Work Fees	\$ -	%	\$ -	
Interest Income	\$ 40	%	\$ 40	No Change Expected
Other Revenues	\$ -	%	\$ -	
Grant Revenues	\$ -	(100) %	\$ -	Project completed 2017
Interfund Transfers (In)	\$ -	%	\$ -	
<b>Total Revenues</b>	<b>\$ 77,255</b>		<b>\$ 81,116</b>	
<b>EXPENDITURES</b>				
Advertising	\$ -	%	\$ -	No Change Expected
Auditing & Accounting Services	\$ 1,315	%	\$ 1,315	No Change Expected
Computer Support Fees	\$ 455	%	\$ 455	No Change Expected
Dues & Fees	\$ 650	%	\$ 650	No Change Expected
Education / Training	\$ -	%	\$ -	No Change Expected
Equipment	\$ -	%	\$ -	No Change Expected
Equipment Rentals	\$ -	%	\$ -	No Change Expected
Insurance	\$ 200	%	\$ 200	No Change Expected
Office Supplies	\$ 150	%	\$ 150	No Change Expected
Parts / Supplies / Repairs / Maintenance	\$ 19,125	%	\$ 19,125	No Change Expected
Postage	\$ 375	%	\$ 375	No Change Expected
Professional or Contracted Services	\$ 300	%	\$ 300	No Change Expected
Sewer - SAW Grant	\$ -	- %	\$ -	Project completed 2017
Sewer Loan Payment	\$ 20,000	%	\$ 20,000	No Change Expected
Sewer Loan Interest	\$ 9,500	%	\$ 9,500	No Change Expected
Sewer Tests	\$ 5,575	%	\$ 5,575	No Change Expected
Utilities	\$ 6,500	%	\$ 6,500	No Change Expected
Other Expenditures	\$ 2,000	%	\$ 2,000	No Change Expected
Interfund Transfers (Out)	\$ 31,000	%	\$ 31,000	No Change Expected
<b>Total Expenditures</b>	<b>\$ 97,145</b>		<b>\$ 97,145</b>	

**Net Revenues (Expenditures)**

\$ (19,890)

\$ (16,029)

**Beginning Fund Balance**

\$ 103,154

\$ 83,264

**Ending Fund Balance**

\$ 83,264

\$ 67,235

Commentary:



# Projected Budget Report

**Local Unit Name:** Village of Maple Rapids  
**Local Unit Code:** 193050  
**Current Fiscal Year End Date:** 12/31/2020  
**Fund Name:** Water Fund

<b>REVENUES</b>	<b>Current Year Budget</b>	<b>Percentage Change</b>	<b>Year 2 Budget</b>	<b>Assumptions</b>
Water Hookups / Meters	\$	%	\$ -	
Water Revenue Fees	\$ 35,000	5 %	\$ 36,750	Small increase to Rates
Water Sales	\$ 10,215	%	\$ 10,215	
Grant Revenues	\$	%	\$ -	
Interest Income	\$ 100	%	\$ 100	No Change Expected
Other Revenues	\$	%	\$ -	
Interfund Transfers (In)	\$	%	\$ -	
<b>Total Revenues</b>	<b>\$ 45,315</b>		<b>\$ 47,065</b>	
<b>EXPENDITURES</b>				
Auditing & Accounting Services	\$ 1,315	%	\$ 1,315	No Change Expected
Computer Support Fees	\$ 455	%	\$ 455	No Change Expected
Dues & Fees	\$ 1,400	-	\$ 1,400	No Change Expected
Education / Training	\$ 2,000	%	\$ 2,000	No Change Expected
Equipment	\$ -	%	\$ -	No Change Expected
Fuel	\$ 250	%	\$ 250	No Change Expected
Insurance	\$ 500	%	\$ 500	No Change Expected
Office Supplies	\$ 500	%	\$ 500	No Change Expected
Parts / Supplies / Repairs / Maintenance	\$ 13,500	-	\$ 13,500	No Change Expected
Paving	\$ 3,000	-	\$ 3,000	No Change Expected
Postage	\$ 375	%	\$ 375	No Change Expected
Professional or Contracted Services	\$ 50,000	-	\$ 50,000	No Change Expected
Sidewalks	\$ 500	%	\$ 500	No Change Expected
Utilities	\$ 8,000	-	\$ 8,000	No Change Expected
Water Sample Tests	\$ 3,500	%	\$ 3,500	No Change Expected
Other Expenditures	\$ 1,300	%	\$ 1,300	No Change Expected
Interfund Transfers (Out)	\$ 22,000	-	\$ 22,000	No Change Expected
Installation Water Meters	\$ -	-	\$ -	Project almost complete
<b>Total Expenditures</b>	<b>\$ 108,595</b>		<b>\$ 108,595</b>	

**Net Revenues (Expenditures)**

\$ (63,280)

\$ (61,530)

**Beginning Fund Balance**

\$ 150,786

\$ 87,506

**Ending Fund Balance**

\$ 87,506

\$ 25,976

Commentary: