



**VILLAGE OF**  
**MAPLE RAPIDS**

**\*\* CITIZEN'S GUIDE**

**\*\* PERFORMANCE DASHBOARD**

**\*\* DEBT SERVICE REPORT**

**\*\* PROJECTED BUDGET**





**VILLAGE OF**  
**MAPLE RAPIDS**

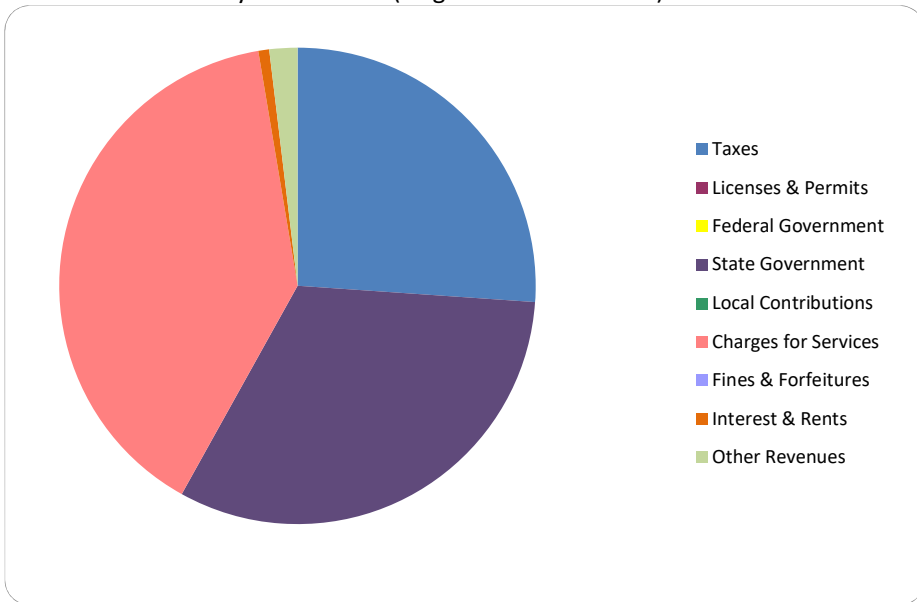
**CITIZENS**  
**GUIDE**



**CITIZEN'S GUIDE TO LOCAL UNIT FINANCES - Maple Rapids - Clinton (193050)**

**REVENUES**

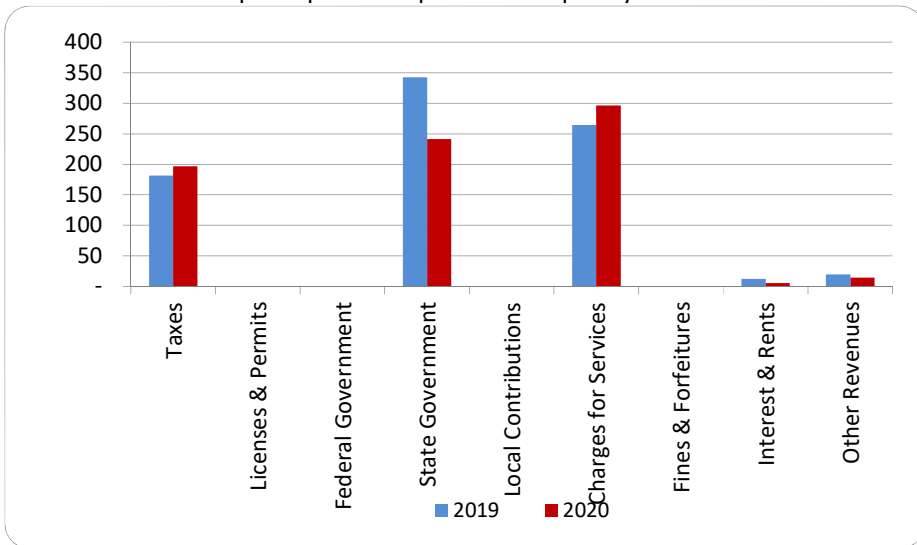
1. Where our money comes from (all governmental funds)



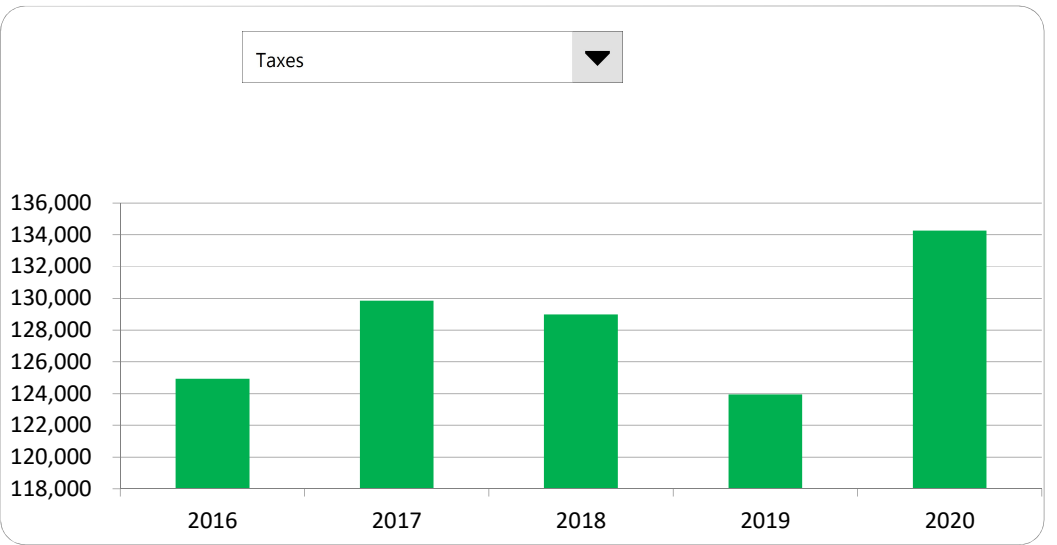
2. Compared to the prior year

	<u>2019</u>	<u>2020</u>	<u>% change</u>
Taxes	\$ 123,932	\$ 134,279	8.35%
Licenses & Permits	-	-	N/A
Federal Government	-	-	N/A
State Government	233,866	164,601	-29.62%
Local Contributions	-	-	N/A
Charges for Services	180,708	202,221	11.90%
Fines & Forfeitures	-	-	N/A
Interest & Rents	8,327	3,770	-54.73%
Other Revenues	13,300	9,830	-26.09%
<b>Total Revenues</b>	<b>\$ 560,133</b>	<b>\$ 514,701</b>	<b>-8.11%</b>

3. Revenue sources per capita - compared to the prior year



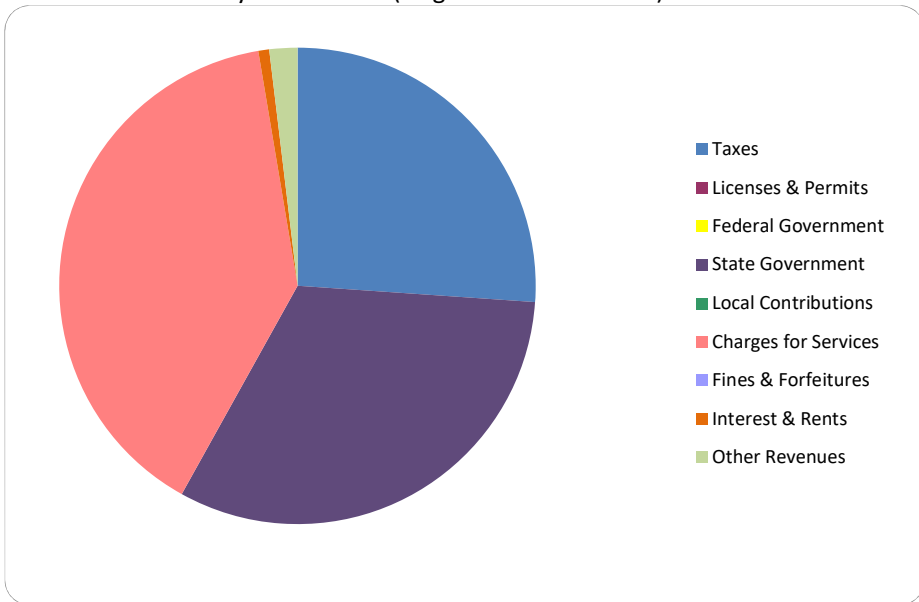
4. Historical trends of individual sources



Commentary:

For more information on our unit's finances, contact Mindy Thomas at 989-682-9227.

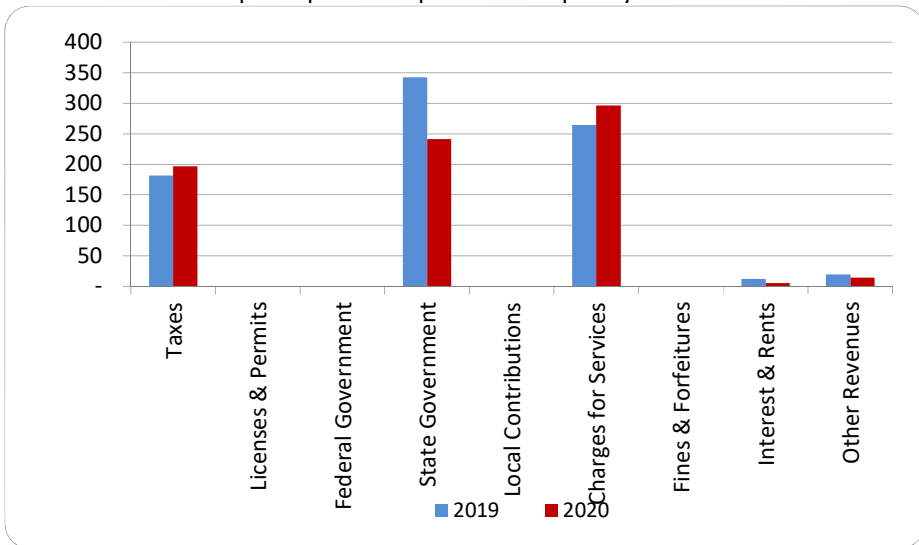
1. Where our money comes from (all governmental funds)



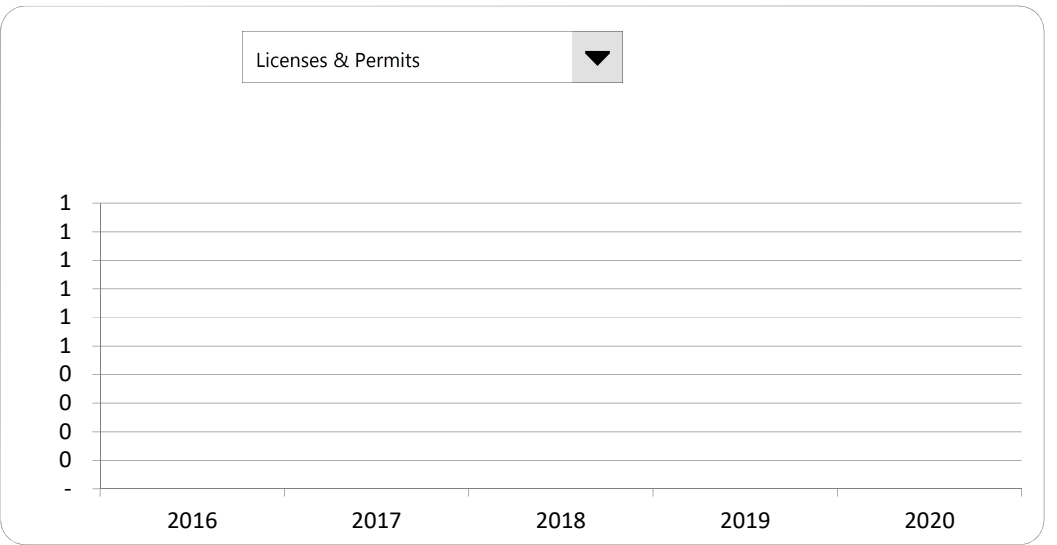
2. Compared to the prior year

	<u>2019</u>	<u>2020</u>	<u>% change</u>
Taxes	\$ 123,932	\$ 134,279	8.35%
Licenses & Permits	-	-	N/A
Federal Government	-	-	N/A
State Government	233,866	164,601	-29.62%
Local Contributions	-	-	N/A
Charges for Services	180,708	202,221	11.90%
Fines & Forfeitures	-	-	N/A
Interest & Rents	8,327	3,770	-54.73%
Other Revenues	13,300	9,830	-26.09%
<b>Total Revenues</b>	<b>\$ 560,133</b>	<b>\$ 514,701</b>	<b>-8.11%</b>

3. Revenue sources per capita - compared to the prior year



4. Historical trends of individual sources

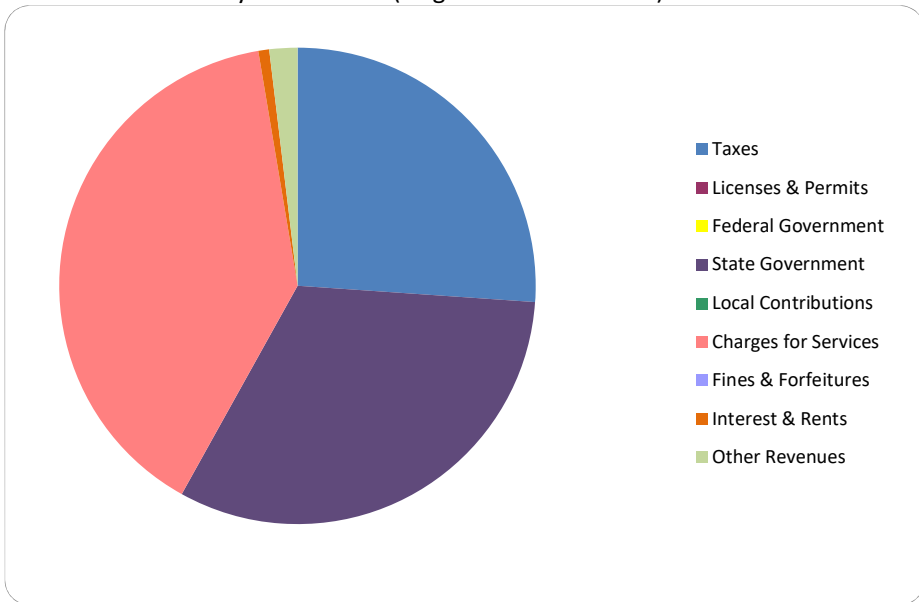


Commentary:

For more information on our unit's finances, contact Mindy Thomas at 989-682-9227.



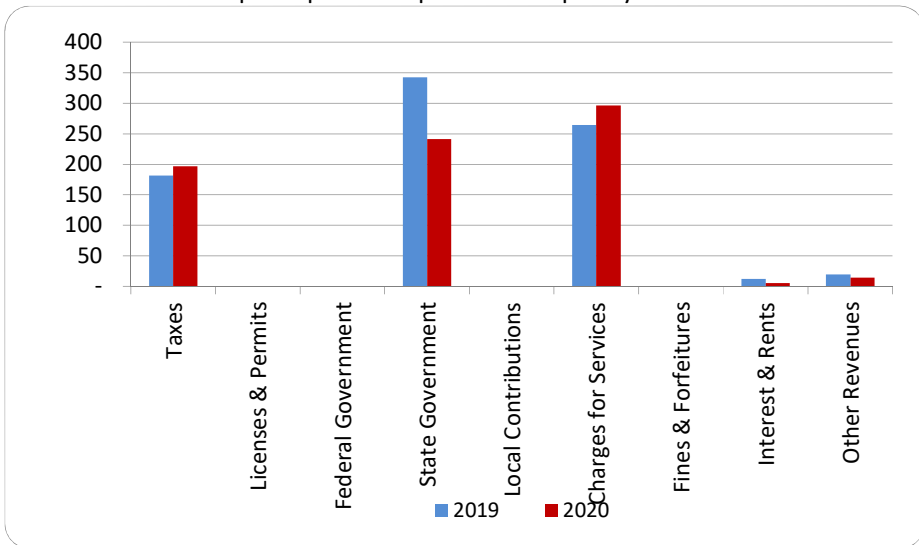
1. Where our money comes from (all governmental funds)



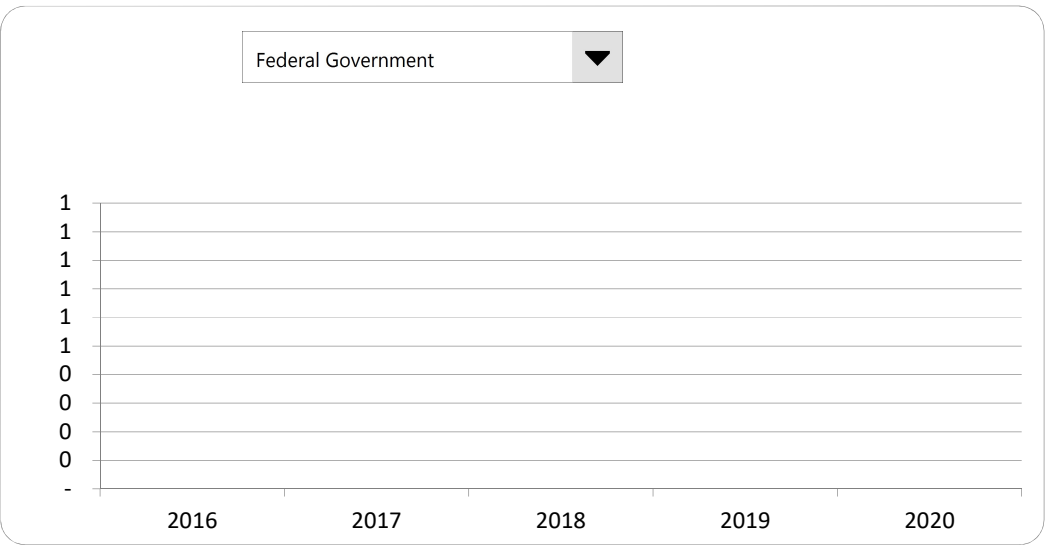
2. Compared to the prior year

	<u>2019</u>	<u>2020</u>	<u>% change</u>
Taxes	\$ 123,932	\$ 134,279	8.35%
Licenses & Permits	-	-	N/A
Federal Government	-	-	N/A
State Government	233,866	164,601	-29.62%
Local Contributions	-	-	N/A
Charges for Services	180,708	202,221	11.90%
Fines & Forfeitures	-	-	N/A
Interest & Rents	8,327	3,770	-54.73%
Other Revenues	13,300	9,830	-26.09%
<b>Total Revenues</b>	<b>\$ 560,133</b>	<b>\$ 514,701</b>	<b>-8.11%</b>

3. Revenue sources per capita - compared to the prior year



4. Historical trends of individual sources



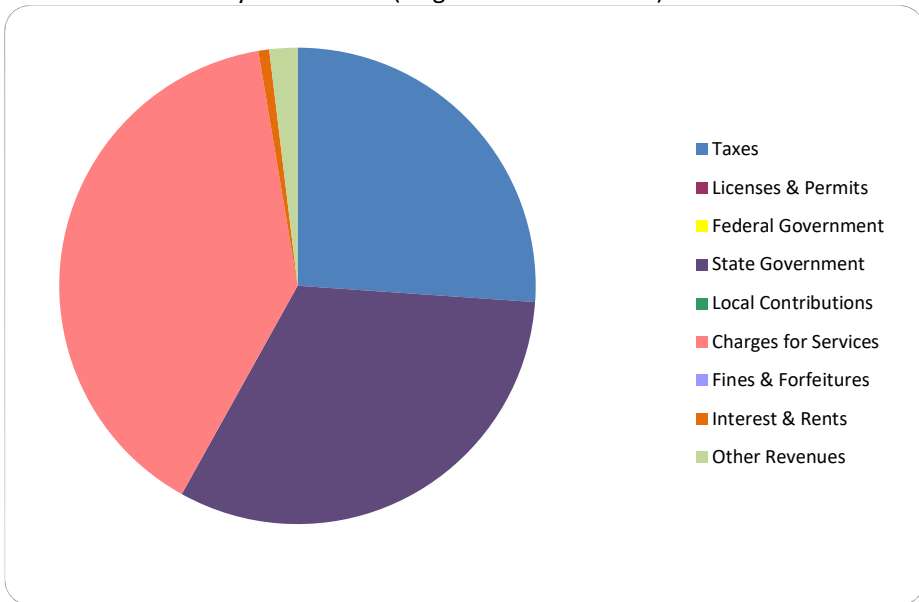
Commentary:

For more information on our unit's finances, contact Mindy Thomas at 989-682-9227.

**CITIZEN'S GUIDE TO LOCAL UNIT FINANCES - Maple Rapids - Clinton (193050)**

**REVENUES**

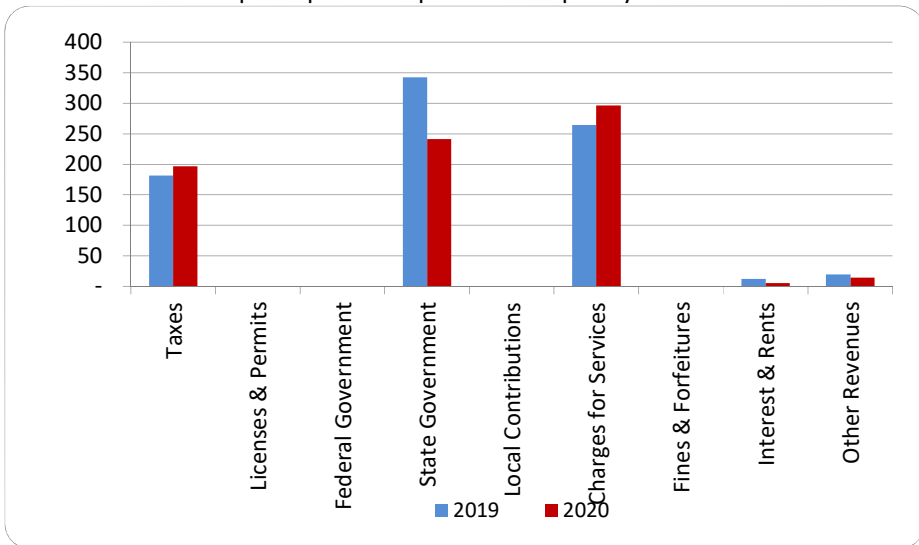
**1. Where our money comes from (all governmental funds)**



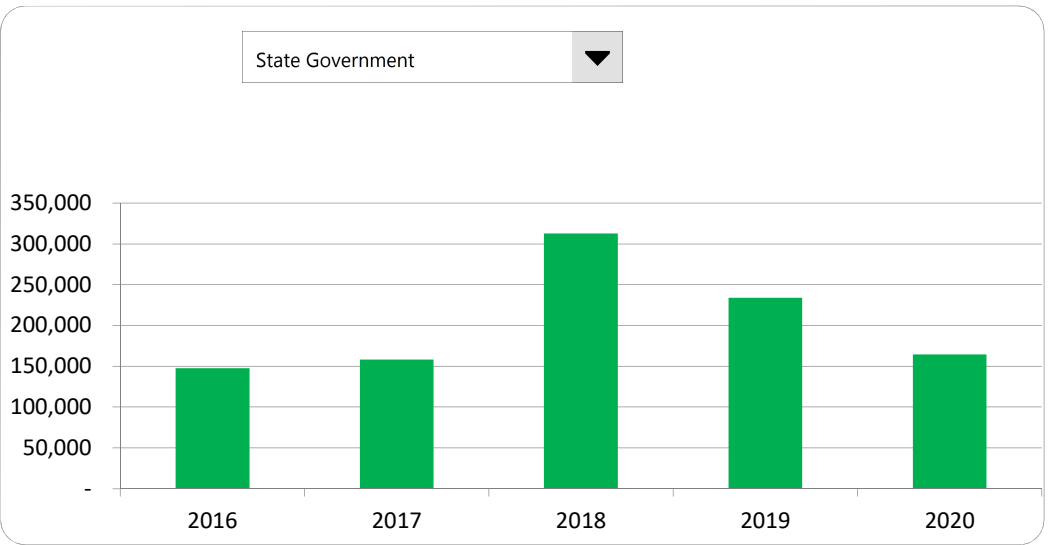
**2. Compared to the prior year**

	<u>2019</u>	<u>2020</u>	<u>% change</u>
Taxes	\$ 123,932	\$ 134,279	8.35%
Licenses & Permits	-	-	N/A
Federal Government	-	-	N/A
State Government	233,866	164,601	-29.62%
Local Contributions	-	-	N/A
Charges for Services	180,708	202,221	11.90%
Fines & Forfeitures	-	-	N/A
Interest & Rents	8,327	3,770	-54.73%
Other Revenues	13,300	9,830	-26.09%
<b>Total Revenues</b>	<b>\$ 560,133</b>	<b>\$ 514,701</b>	<b>-8.11%</b>

**3. Revenue sources per capita - compared to the prior year**



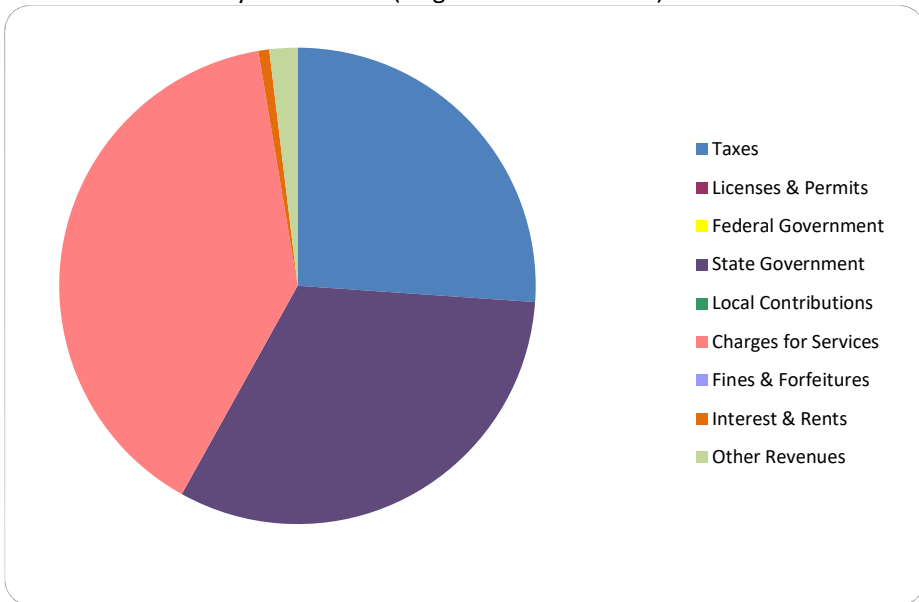
**4. Historical trends of individual sources**



**Commentary:**

For more information on our unit's finances, contact Mindy Thomas at 989-682-9227.

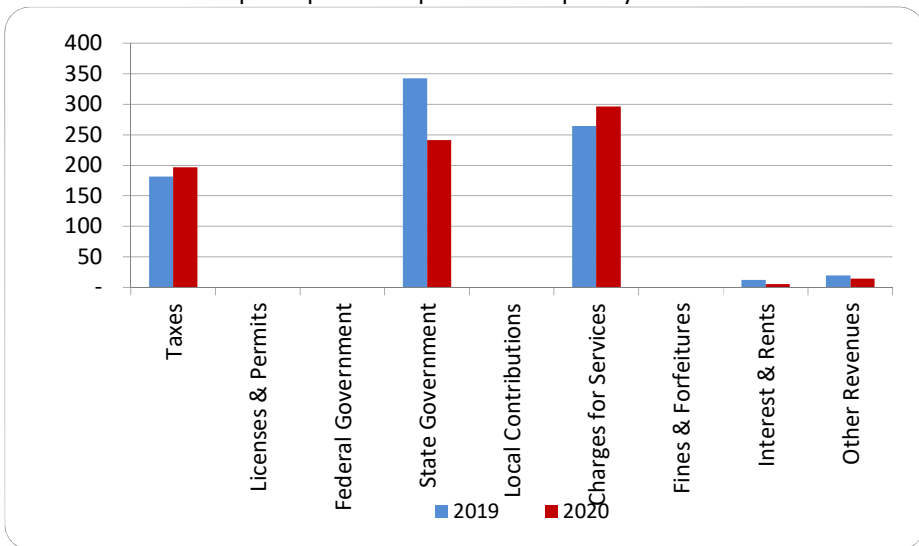
1. Where our money comes from (all governmental funds)



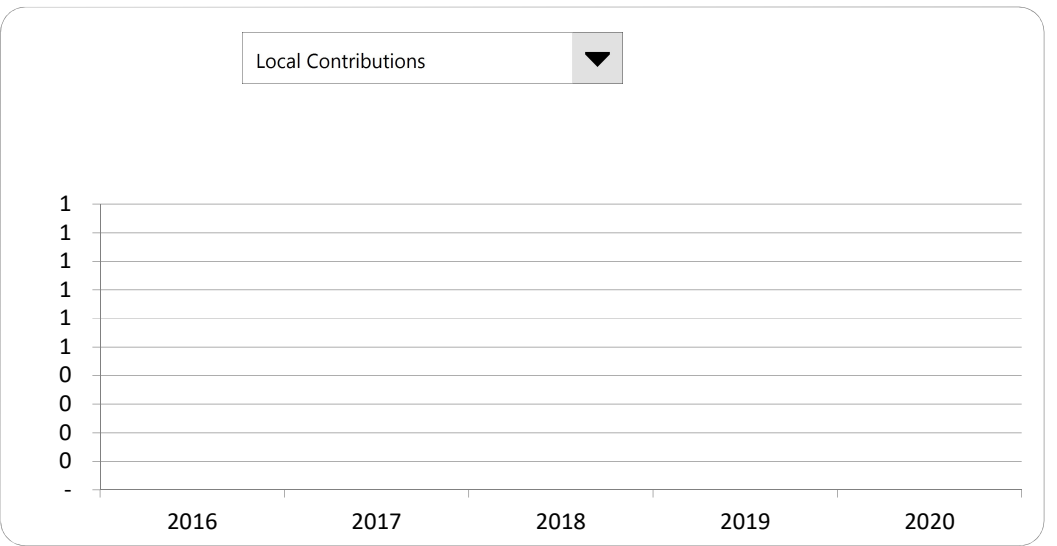
2. Compared to the prior year

	<u>2019</u>	<u>2020</u>	<u>% change</u>
Taxes	\$ 123,932	\$ 134,279	8.35%
Licenses & Permits	-	-	N/A
Federal Government	-	-	N/A
State Government	233,866	164,601	-29.62%
Local Contributions	-	-	N/A
Charges for Services	180,708	202,221	11.90%
Fines & Forfeitures	-	-	N/A
Interest & Rents	8,327	3,770	-54.73%
Other Revenues	13,300	9,830	-26.09%
<b>Total Revenues</b>	<b>\$ 560,133</b>	<b>\$ 514,701</b>	<b>-8.11%</b>

3. Revenue sources per capita - compared to the prior year



4. Historical trends of individual sources



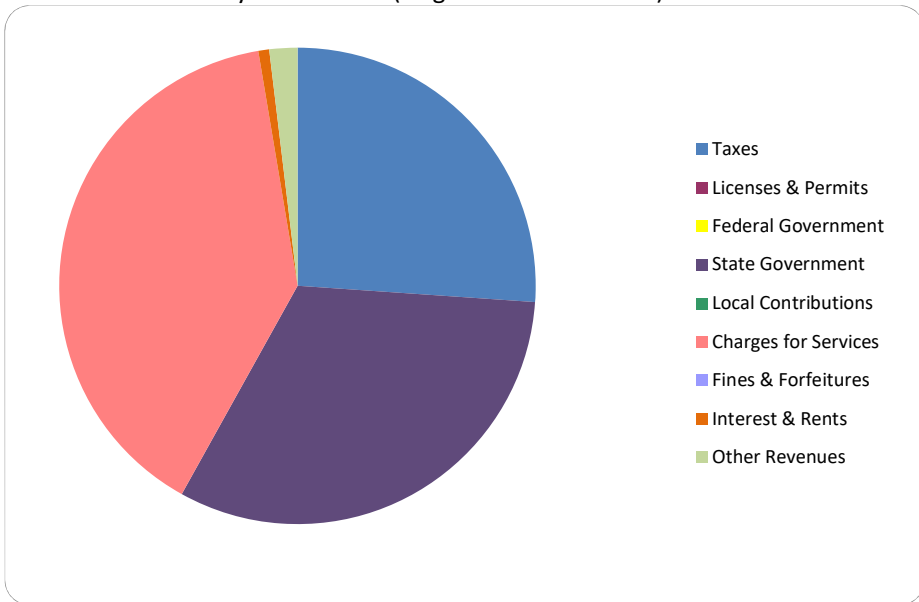
Commentary:

For more information on our unit's finances, contact Mindy Thomas at 989-682-9227.

**CITIZEN'S GUIDE TO LOCAL UNIT FINANCES - Maple Rapids - Clinton (193050)**

**REVENUES**

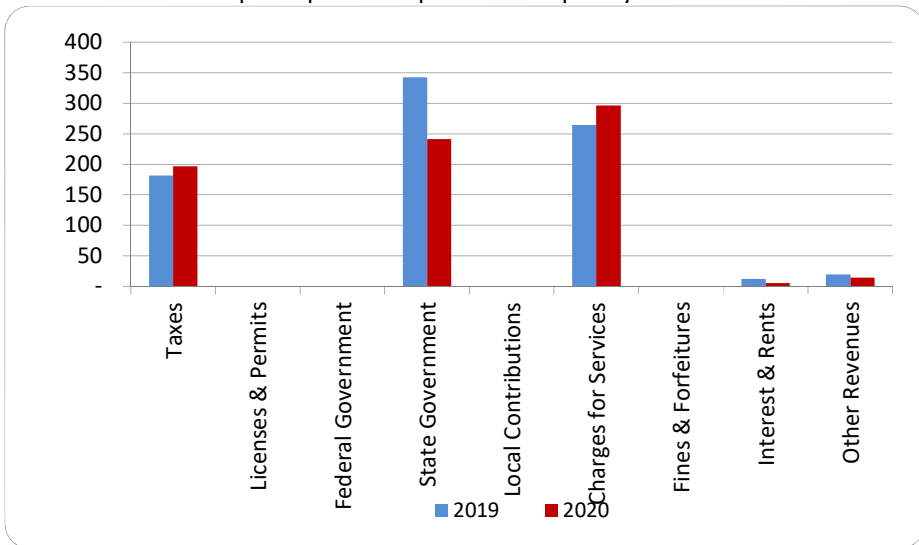
**1. Where our money comes from (all governmental funds)**



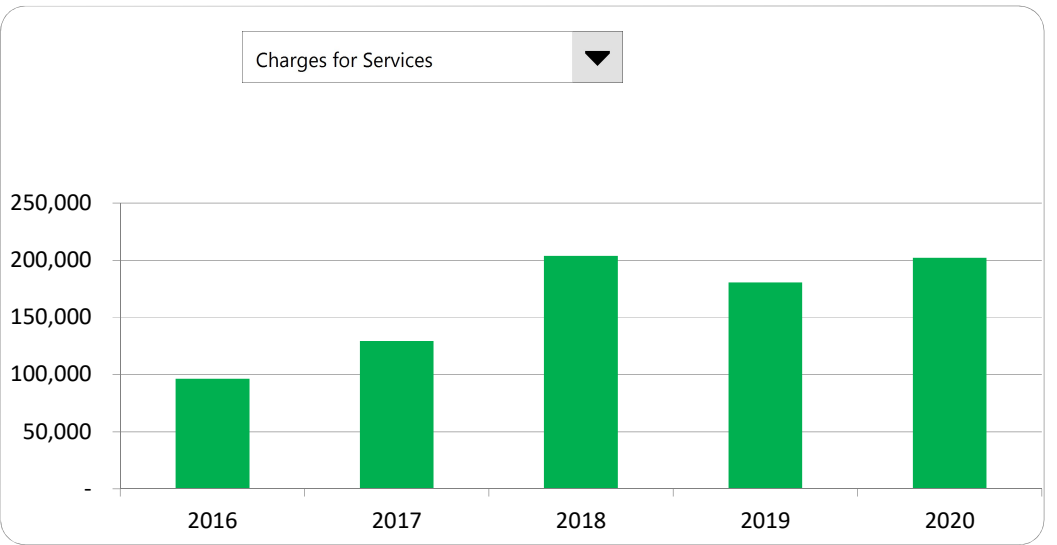
**2. Compared to the prior year**

	<u>2019</u>	<u>2020</u>	<u>% change</u>
Taxes	\$ 123,932	\$ 134,279	8.35%
Licenses & Permits	-	-	N/A
Federal Government	-	-	N/A
State Government	233,866	164,601	-29.62%
Local Contributions	-	-	N/A
Charges for Services	180,708	202,221	11.90%
Fines & Forfeitures	-	-	N/A
Interest & Rents	8,327	3,770	-54.73%
Other Revenues	13,300	9,830	-26.09%
<b>Total Revenues</b>	<b>\$ 560,133</b>	<b>\$ 514,701</b>	<b>-8.11%</b>

**3. Revenue sources per capita - compared to the prior year**



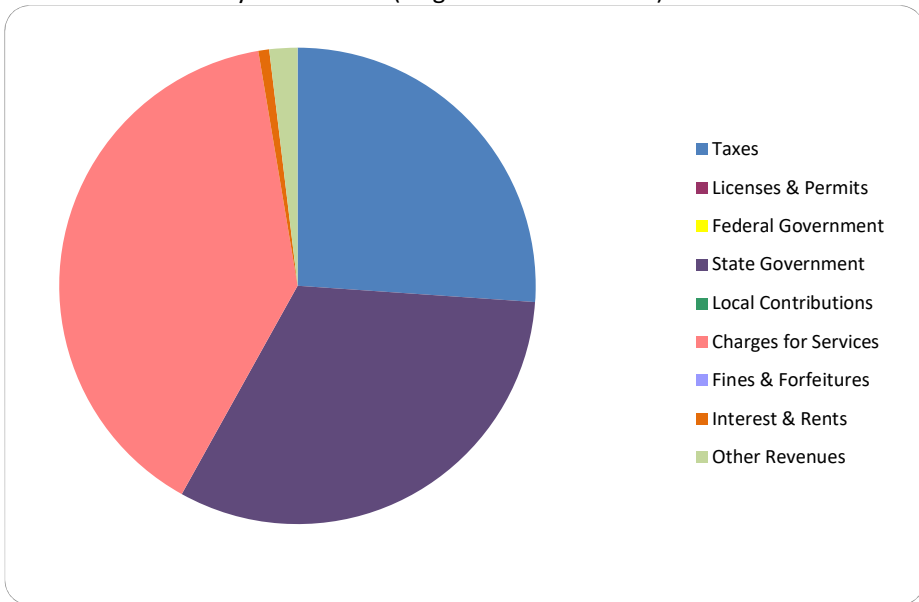
**4. Historical trends of individual sources**



**Commentary:**

For more information on our unit's finances, contact Mindy Thomas at 989-682-9227.

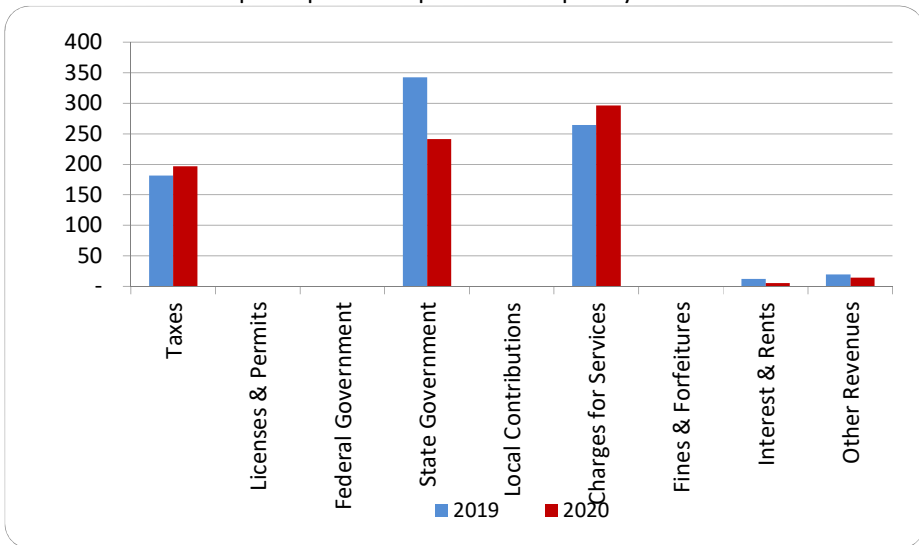
1. Where our money comes from (all governmental funds)



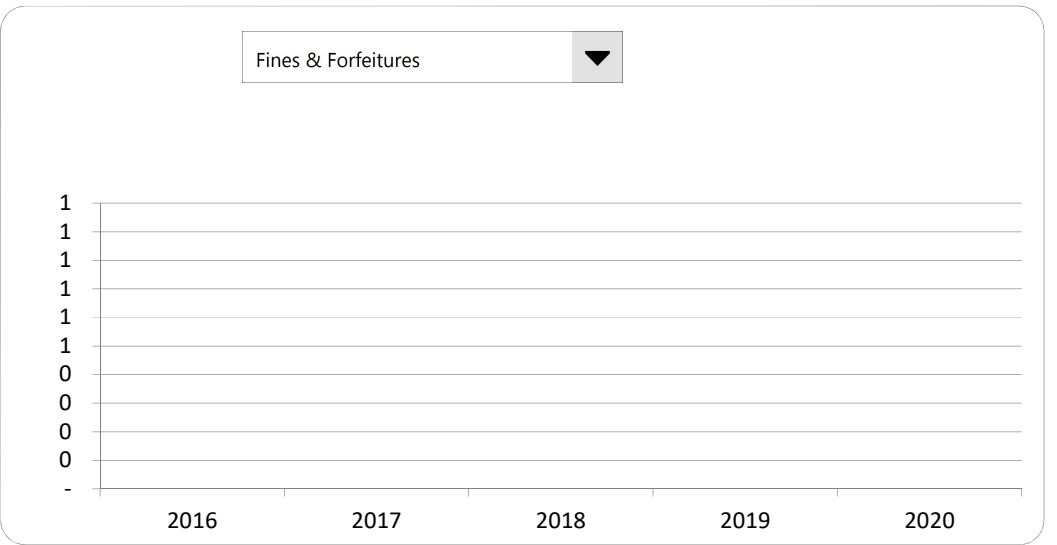
2. Compared to the prior year

	<u>2019</u>	<u>2020</u>	<u>% change</u>
Taxes	\$ 123,932	\$ 134,279	8.35%
Licenses & Permits	-	-	N/A
Federal Government	-	-	N/A
State Government	233,866	164,601	-29.62%
Local Contributions	-	-	N/A
Charges for Services	180,708	202,221	11.90%
Fines & Forfeitures	-	-	N/A
Interest & Rents	8,327	3,770	-54.73%
Other Revenues	13,300	9,830	-26.09%
<b>Total Revenues</b>	<b>\$ 560,133</b>	<b>\$ 514,701</b>	<b>-8.11%</b>

3. Revenue sources per capita - compared to the prior year



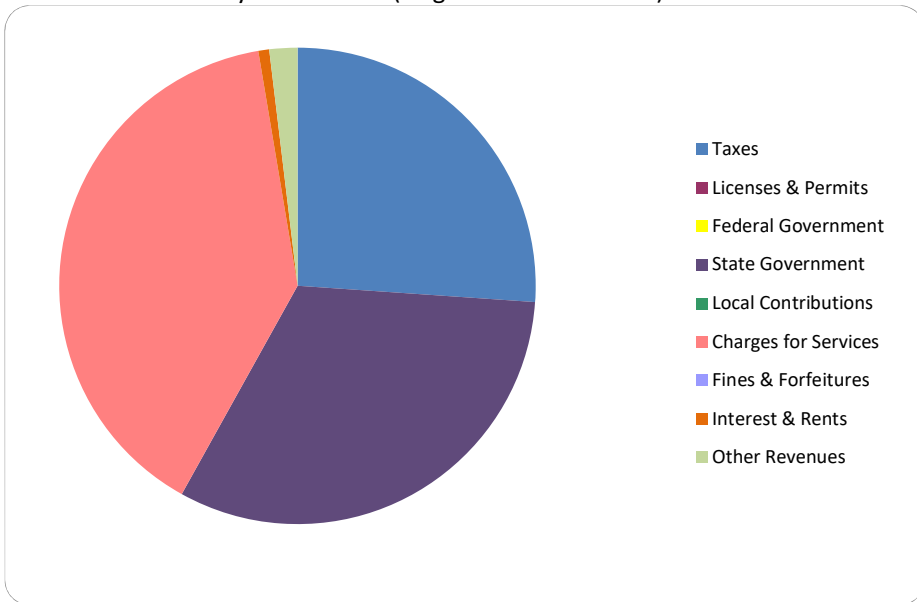
4. Historical trends of individual sources



Commentary:

For more information on our unit's finances, contact Mindy Thomas at 989-682-9227.

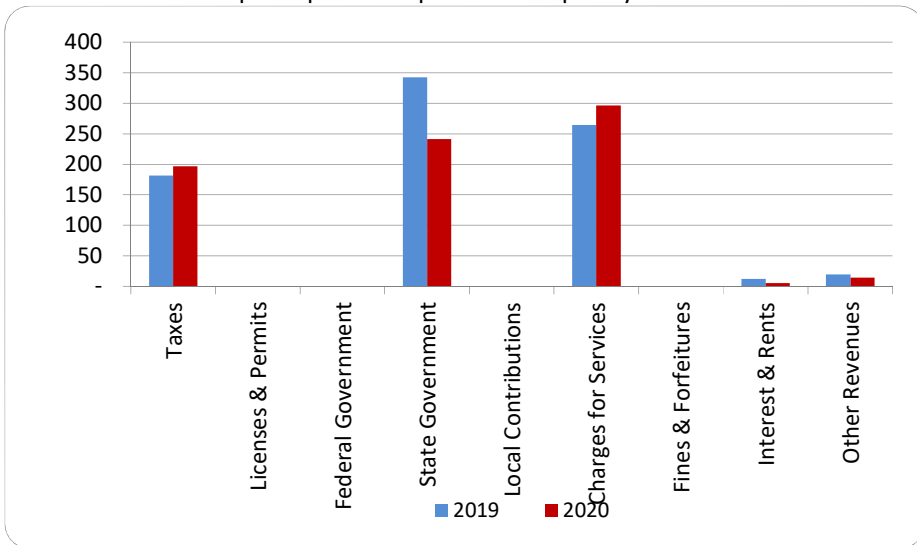
1. Where our money comes from (all governmental funds)



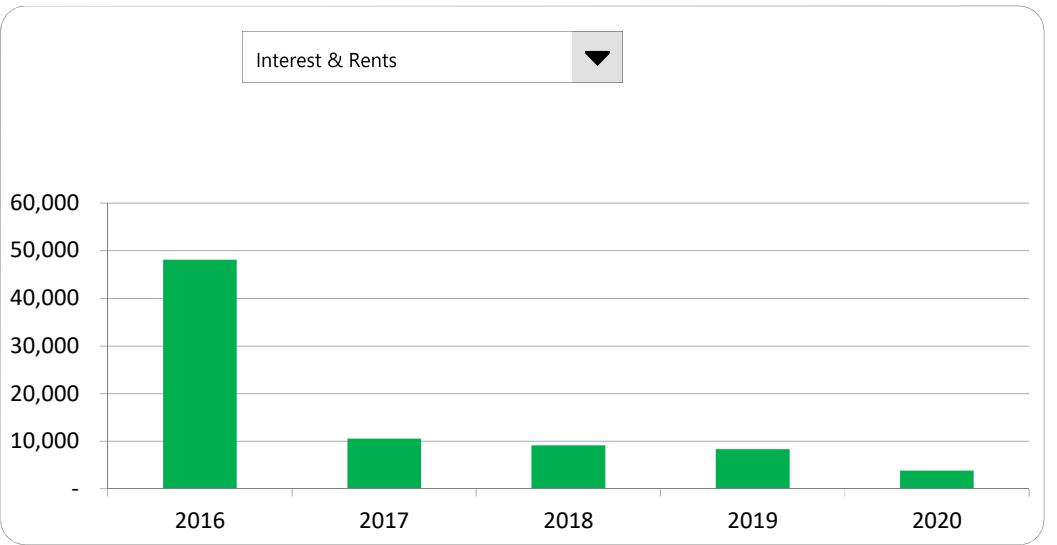
2. Compared to the prior year

	<u>2019</u>	<u>2020</u>	<u>% change</u>
Taxes	\$ 123,932	\$ 134,279	8.35%
Licenses & Permits	-	-	N/A
Federal Government	-	-	N/A
State Government	233,866	164,601	-29.62%
Local Contributions	-	-	N/A
Charges for Services	180,708	202,221	11.90%
Fines & Forfeitures	-	-	N/A
Interest & Rents	8,327	3,770	-54.73%
Other Revenues	13,300	9,830	-26.09%
<b>Total Revenues</b>	<b>\$ 560,133</b>	<b>\$ 514,701</b>	<b>-8.11%</b>

3. Revenue sources per capita - compared to the prior year



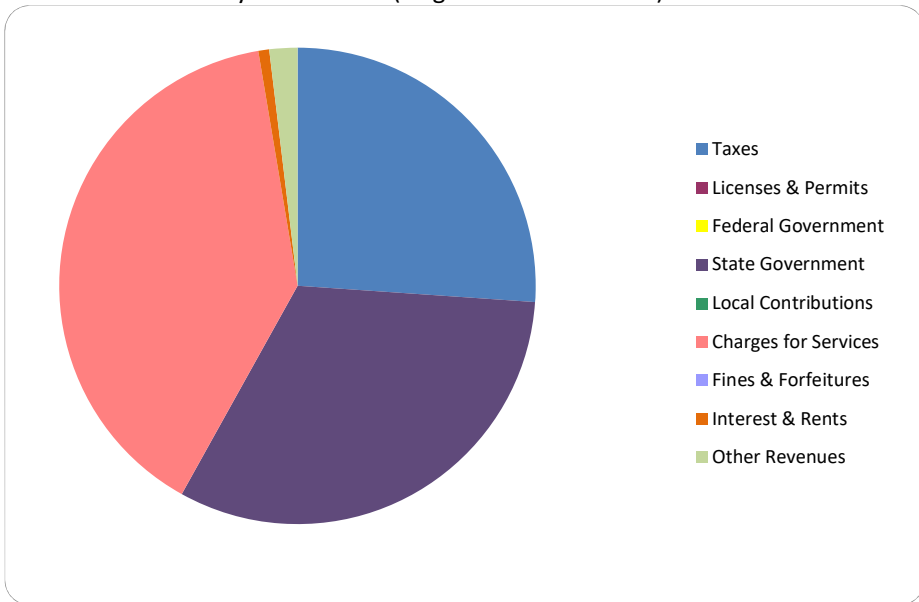
4. Historical trends of individual sources



Commentary:

For more information on our unit's finances, contact Mindy Thomas at 989-682-9227.

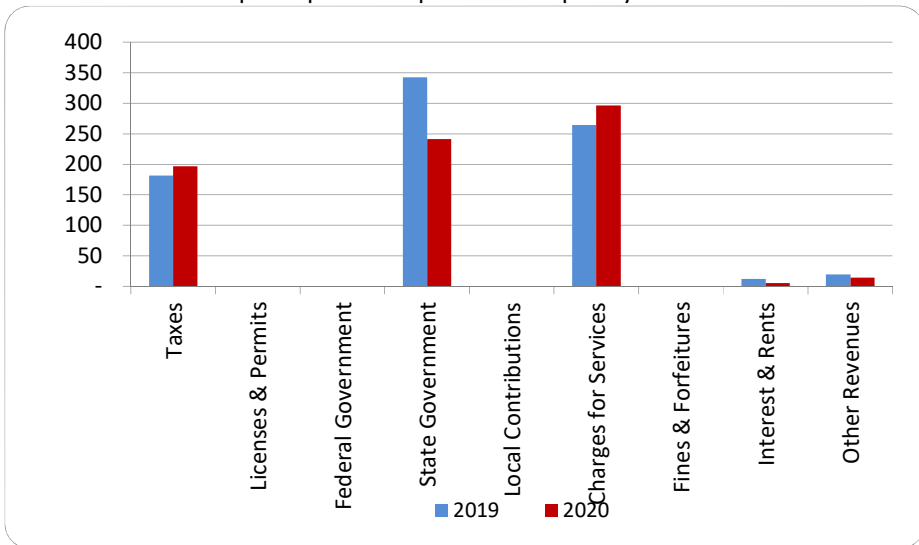
1. Where our money comes from (all governmental funds)



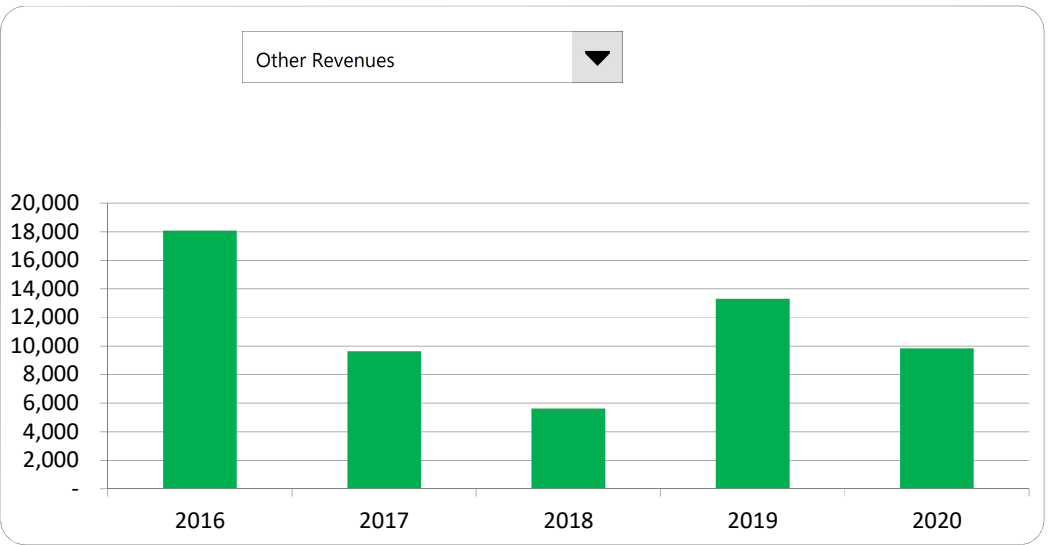
2. Compared to the prior year

	<u>2019</u>	<u>2020</u>	<u>% change</u>
Taxes	\$ 123,932	\$ 134,279	8.35%
Licenses & Permits	-	-	N/A
Federal Government	-	-	N/A
State Government	233,866	164,601	-29.62%
Local Contributions	-	-	N/A
Charges for Services	180,708	202,221	11.90%
Fines & Forfeitures	-	-	N/A
Interest & Rents	8,327	3,770	-54.73%
Other Revenues	13,300	9,830	-26.09%
<b>Total Revenues</b>	<b>\$ 560,133</b>	<b>\$ 514,701</b>	<b>-8.11%</b>

3. Revenue sources per capita - compared to the prior year



4. Historical trends of individual sources



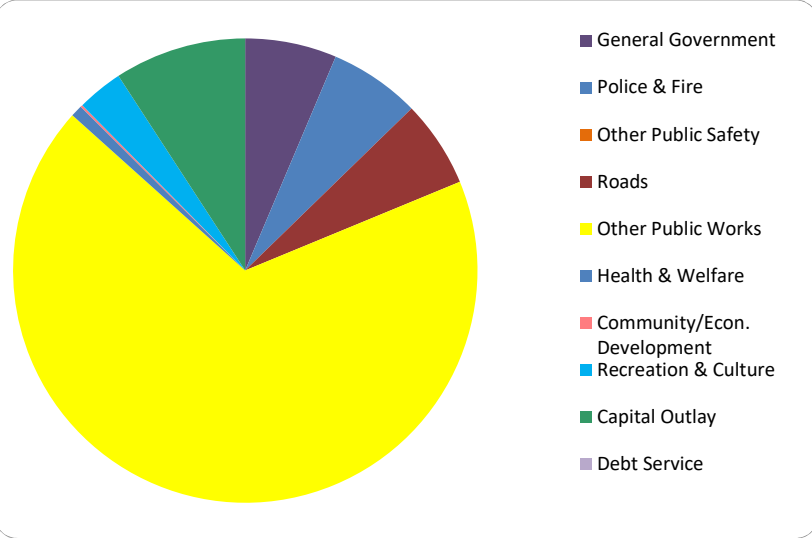
Commentary:

For more information on our unit's finances, contact Mindy Thomas at 989-682-9227.

**CITIZEN'S GUIDE TO LOCAL UNIT FINANCES - Maple Rapids - Clinton (193050)**

**EXPENDITURES**

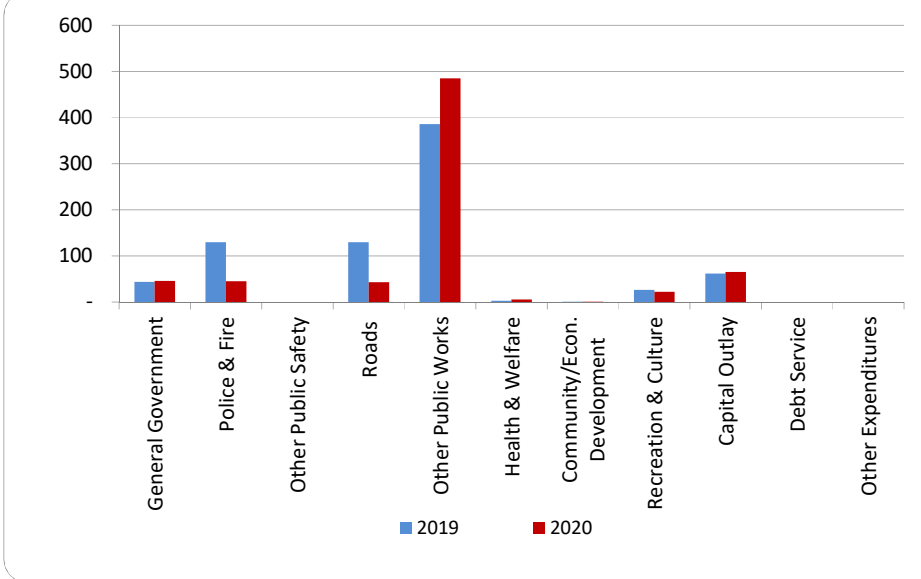
**1. Where we spend our money (all governmental funds)**



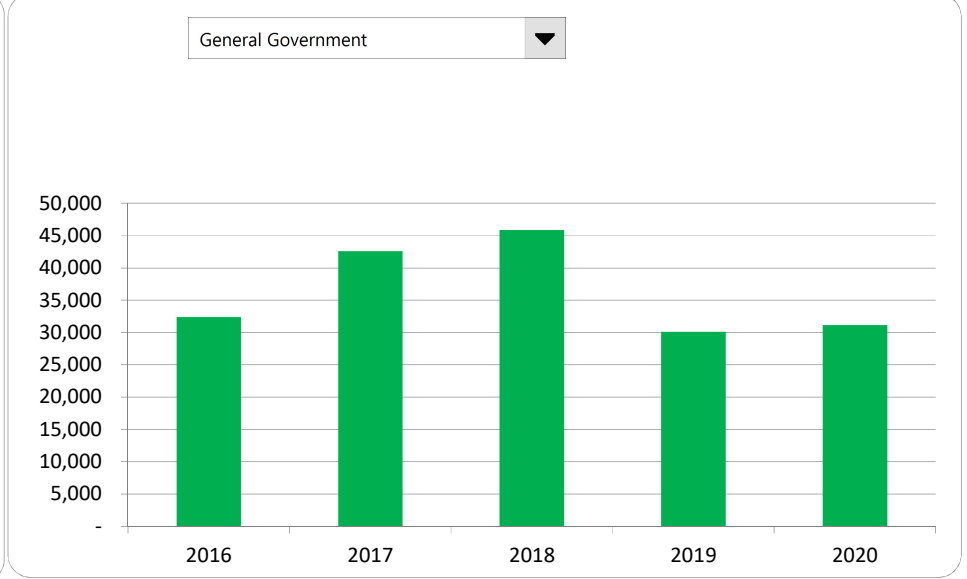
**2. Compared to the prior year**

	<u>2019</u>	<u>2020</u>	<u>% change</u>
General Government	\$ 30,070	\$ 31,160	3.62%
Police & Fire	88,766	30,883	-65.21%
Other Public Safety	-	-	N/A
Roads	88,731	29,595	-66.65%
Other Public Works	263,576	331,354	25.71%
Health & Welfare	2,306	4,032	74.85%
Community/Econ. Development	643	643	0.00%
Recreation & Culture	18,157	15,625	-13.95%
Capital Outlay	41,913	44,905	7.14%
Debt Service	-	-	N/A
Other Expenditures	-	-	N/A
<b>Total Expenditures</b>	<b>\$ 534,162</b>	<b>\$ 488,197</b>	<b>-8.61%</b>

**3. Spending per capita - compared to the prior year**



**4. Historical trends of individual departments:**



Commentary:

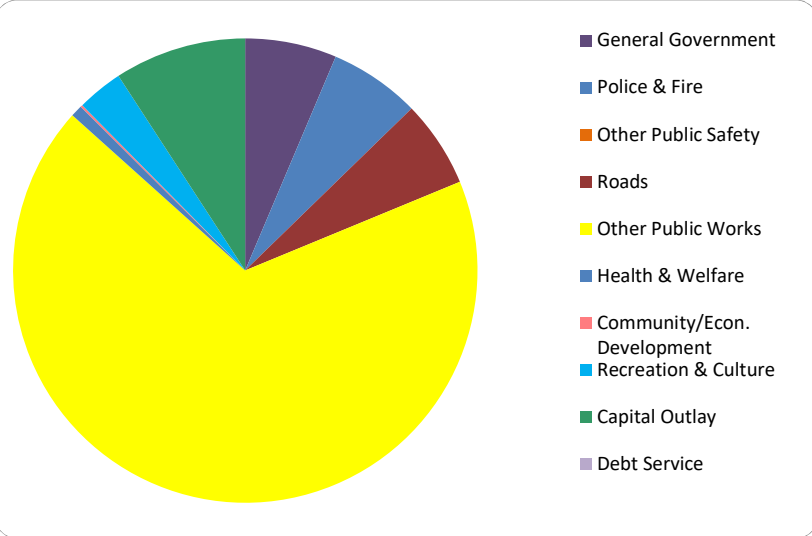
For more information on our unit's finances, contact Mindy Thomas at 989-682-9227.



**CITIZEN'S GUIDE TO LOCAL UNIT FINANCES - Maple Rapids - Clinton (193050)**

**EXPENDITURES**

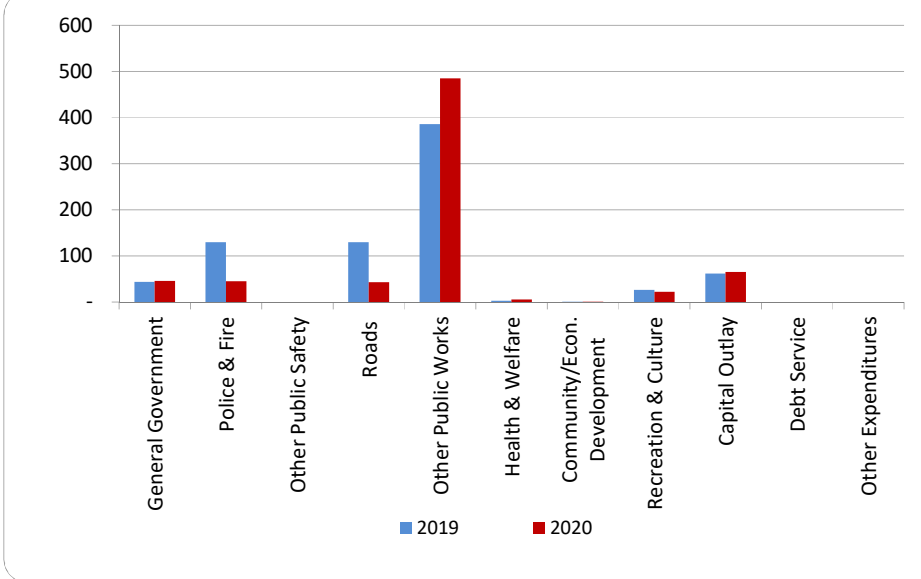
**1. Where we spend our money (all governmental funds)**



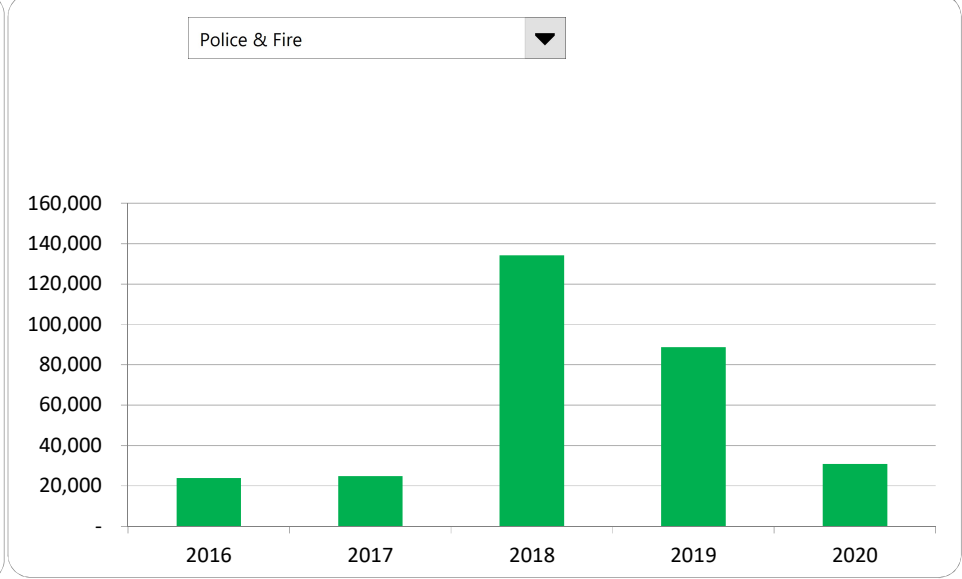
**2. Compared to the prior year**

	<u>2019</u>	<u>2020</u>	<u>% change</u>
General Government	\$ 30,070	\$ 31,160	3.62%
Police & Fire	88,766	30,883	-65.21%
Other Public Safety	-	-	N/A
Roads	88,731	29,595	-66.65%
Other Public Works	263,576	331,354	25.71%
Health & Welfare	2,306	4,032	74.85%
Community/Econ. Development	643	643	0.00%
Recreation & Culture	18,157	15,625	-13.95%
Capital Outlay	41,913	44,905	7.14%
Debt Service	-	-	N/A
Other Expenditures	-	-	N/A
<b>Total Expenditures</b>	<b>\$ 534,162</b>	<b>\$ 488,197</b>	<b>-8.61%</b>

**3. Spending per capita - compared to the prior year**



**4. Historical trends of individual departments:**



Commentary:

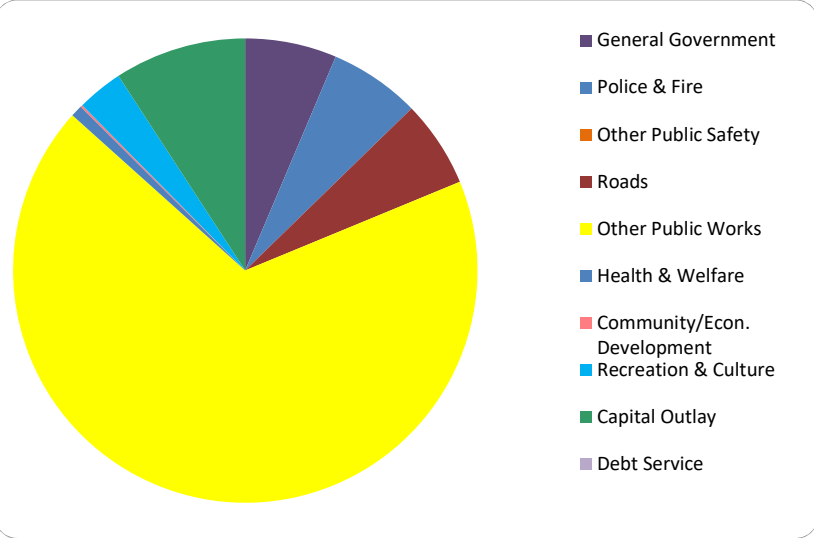
For more information on our unit's finances, contact Mindy Thomas at 989-682-9227.

**CITIZEN'S GUIDE TO LOCAL UNIT FINANCES - Maple Rapids - Clinton (193050)**

**EXPENDITURES**

1. Where we spend our money (all governmental funds)

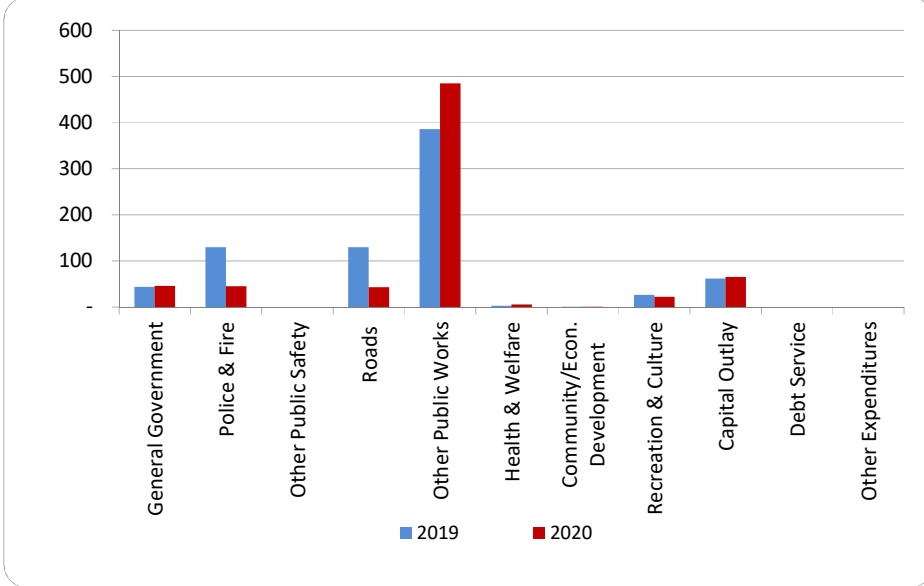
2. Compared to the prior year



	2019	2020	% change
General Government	\$ 30,070	\$ 31,160	3.62%
Police & Fire	88,766	30,883	-65.21%
Other Public Safety	-	-	N/A
Roads	88,731	29,595	-66.65%
Other Public Works	263,576	331,354	25.71%
Health & Welfare	2,306	4,032	74.85%
Community/Econ. Development	643	643	0.00%
Recreation & Culture	18,157	15,625	-13.95%
Capital Outlay	41,913	44,905	7.14%
Debt Service	-	-	N/A
Other Expenditures	-	-	N/A
<b>Total Expenditures</b>	<b>\$ 534,162</b>	<b>\$ 488,197</b>	<b>-8.61%</b>

3. Spending per capita - compared to the prior year

4. Historical trends of individual departments:



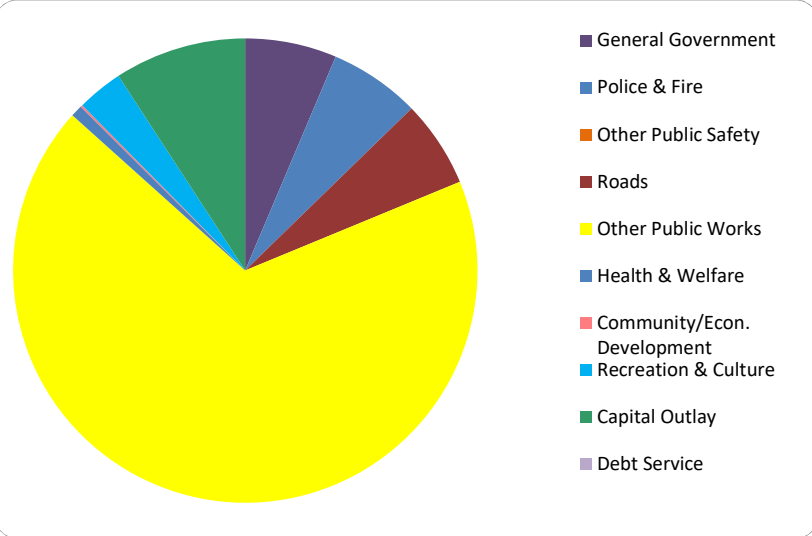
Commentary:

For more information on our unit's finances, contact Mindy Thomas at 989-682-9227.

**CITIZEN'S GUIDE TO LOCAL UNIT FINANCES - Maple Rapids - Clinton (193050)**

**EXPENDITURES**

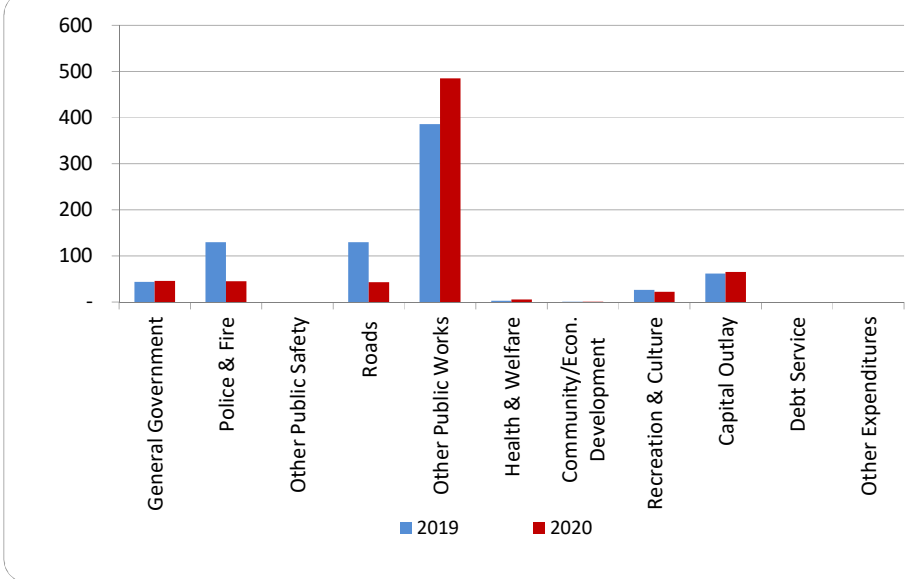
1. Where we spend our money (all governmental funds)



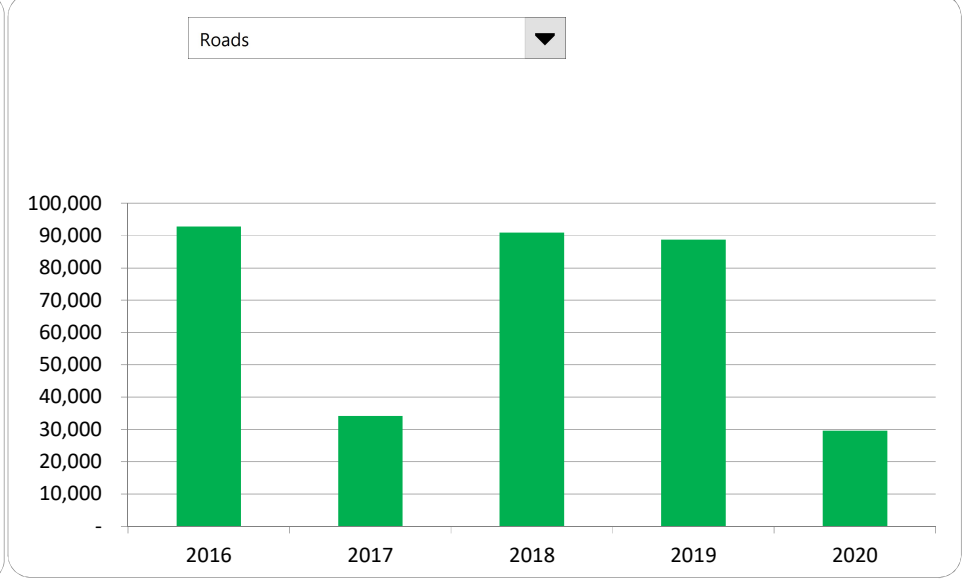
2. Compared to the prior year

	2019	2020	% change
General Government	\$ 30,070	\$ 31,160	3.62%
Police & Fire	88,766	30,883	-65.21%
Other Public Safety	-	-	N/A
Roads	88,731	29,595	-66.65%
Other Public Works	263,576	331,354	25.71%
Health & Welfare	2,306	4,032	74.85%
Community/Econ. Development	643	643	0.00%
Recreation & Culture	18,157	15,625	-13.95%
Capital Outlay	41,913	44,905	7.14%
Debt Service	-	-	N/A
Other Expenditures	-	-	N/A
<b>Total Expenditures</b>	<b>\$ 534,162</b>	<b>\$ 488,197</b>	<b>-8.61%</b>

3. Spending per capita - compared to the prior year



4. Historical trends of individual departments:



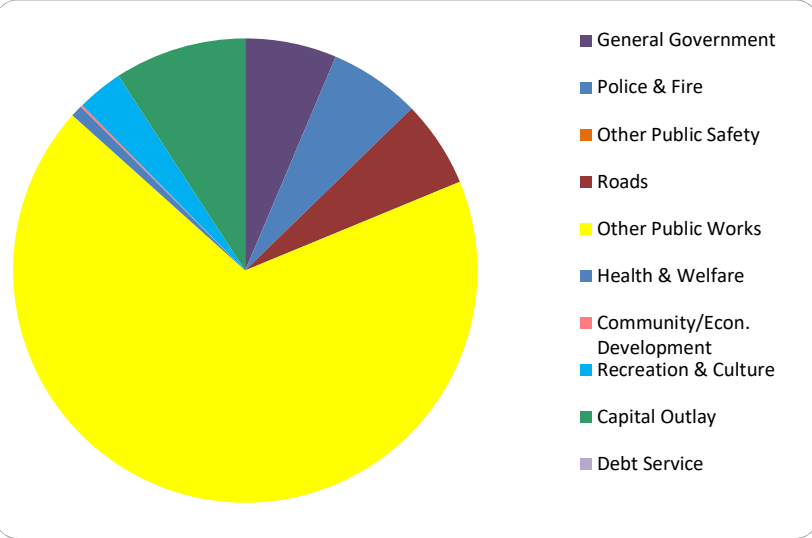
Commentary:

For more information on our unit's finances, contact Mindy Thomas at 989-682-9227.

**CITIZEN'S GUIDE TO LOCAL UNIT FINANCES - Maple Rapids - Clinton (193050)**

**EXPENDITURES**

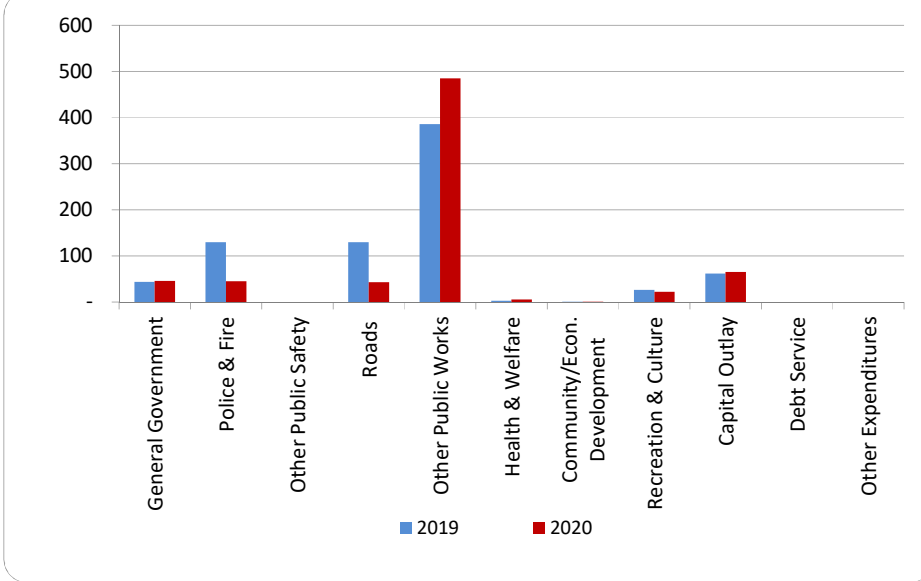
**1. Where we spend our money (all governmental funds)**



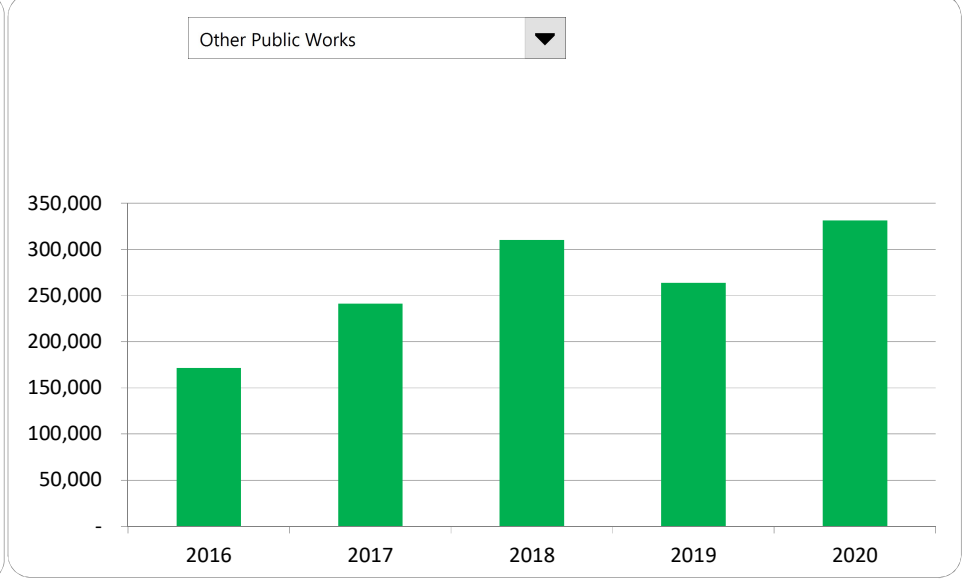
**2. Compared to the prior year**

	<u>2019</u>	<u>2020</u>	<u>% change</u>
General Government	\$ 30,070	\$ 31,160	3.62%
Police & Fire	88,766	30,883	-65.21%
Other Public Safety	-	-	N/A
Roads	88,731	29,595	-66.65%
Other Public Works	263,576	331,354	25.71%
Health & Welfare	2,306	4,032	74.85%
Community/Econ. Development	643	643	0.00%
Recreation & Culture	18,157	15,625	-13.95%
Capital Outlay	41,913	44,905	7.14%
Debt Service	-	-	N/A
Other Expenditures	-	-	N/A
<b>Total Expenditures</b>	<b>\$ 534,162</b>	<b>\$ 488,197</b>	<b>-8.61%</b>

**3. Spending per capita - compared to the prior year**



**4. Historical trends of individual departments:**



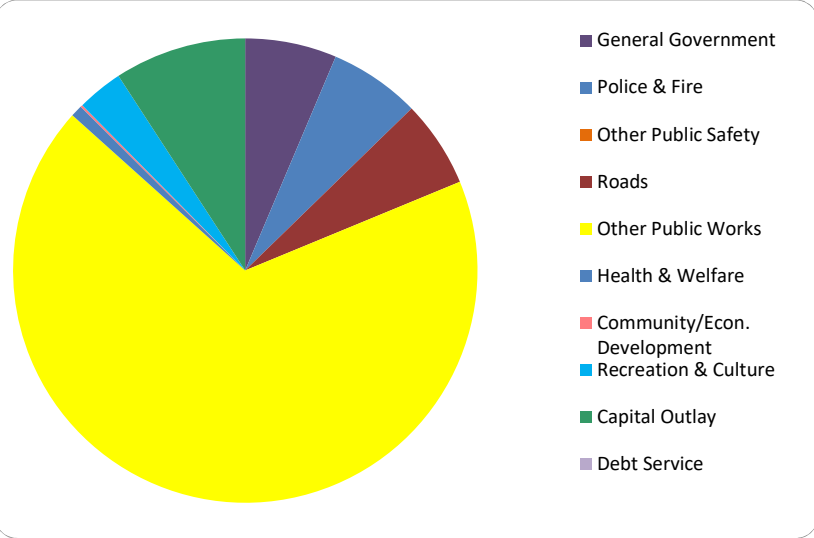
**Commentary:**

For more information on our unit's finances, contact Mindy Thomas at 989-682-9227.

**CITIZEN'S GUIDE TO LOCAL UNIT FINANCES - Maple Rapids - Clinton (193050)**

**EXPENDITURES**

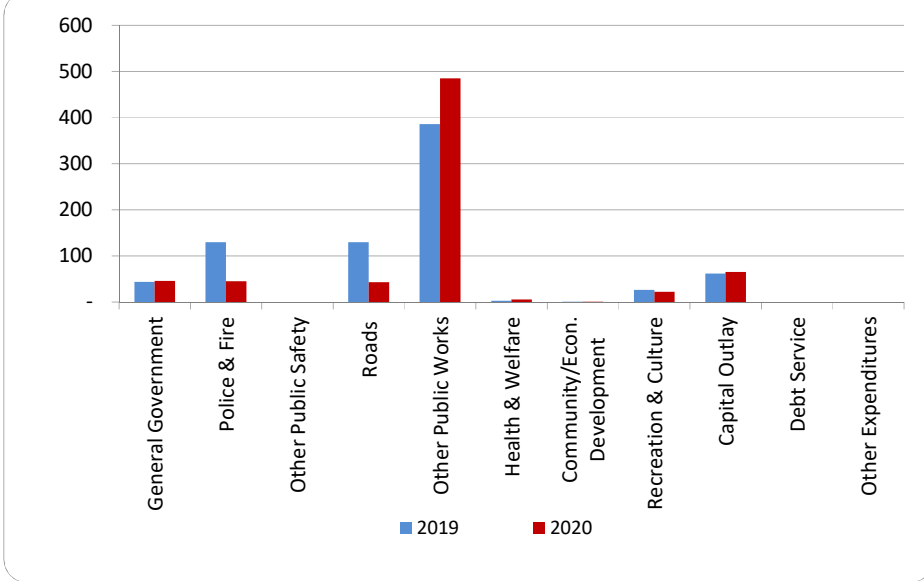
**1. Where we spend our money (all governmental funds)**



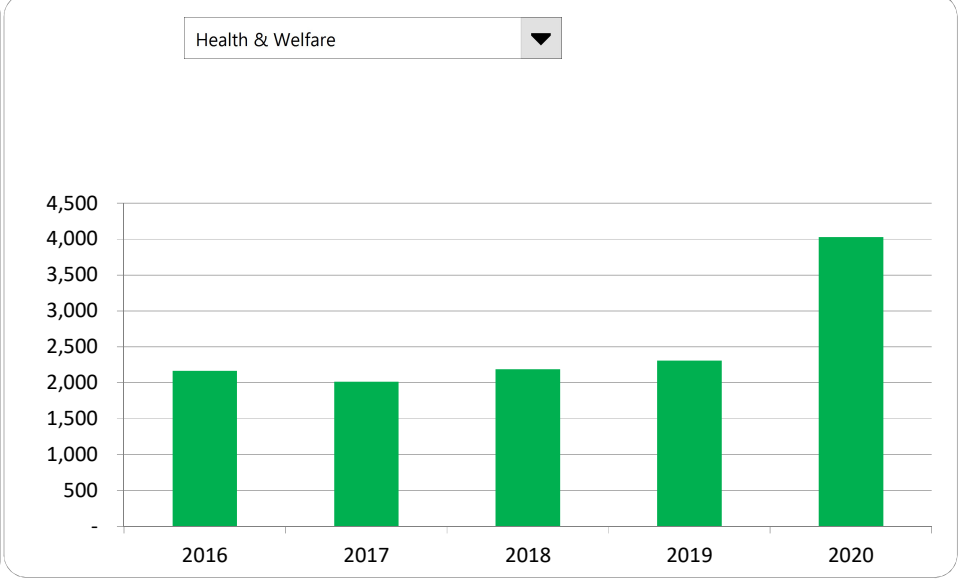
**2. Compared to the prior year**

	<u>2019</u>	<u>2020</u>	<u>% change</u>
General Government	\$ 30,070	\$ 31,160	3.62%
Police & Fire	88,766	30,883	-65.21%
Other Public Safety	-	-	N/A
Roads	88,731	29,595	-66.65%
Other Public Works	263,576	331,354	25.71%
Health & Welfare	2,306	4,032	74.85%
Community/Econ. Development	643	643	0.00%
Recreation & Culture	18,157	15,625	-13.95%
Capital Outlay	41,913	44,905	7.14%
Debt Service	-	-	N/A
Other Expenditures	-	-	N/A
<b>Total Expenditures</b>	<b>\$ 534,162</b>	<b>\$ 488,197</b>	<b>-8.61%</b>

**3. Spending per capita - compared to the prior year**



**4. Historical trends of individual departments:**



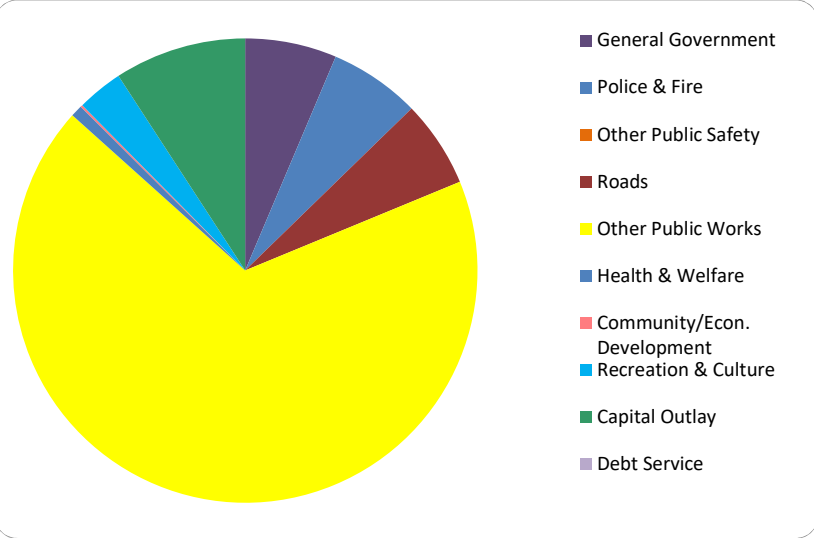
Commentary:

For more information on our unit's finances, contact Mindy Thomas at 989-682-9227.

**CITIZEN'S GUIDE TO LOCAL UNIT FINANCES - Maple Rapids - Clinton (193050)**

**EXPENDITURES**

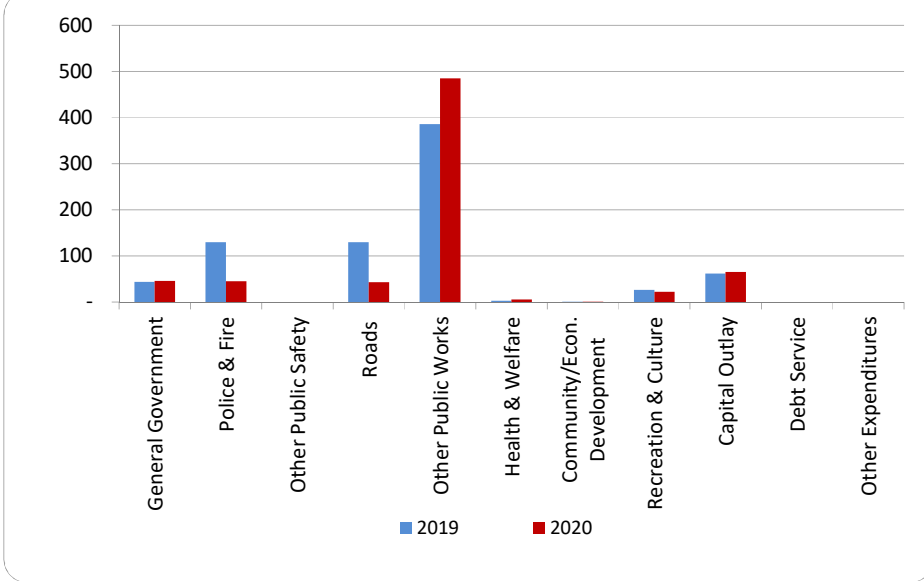
**1. Where we spend our money (all governmental funds)**



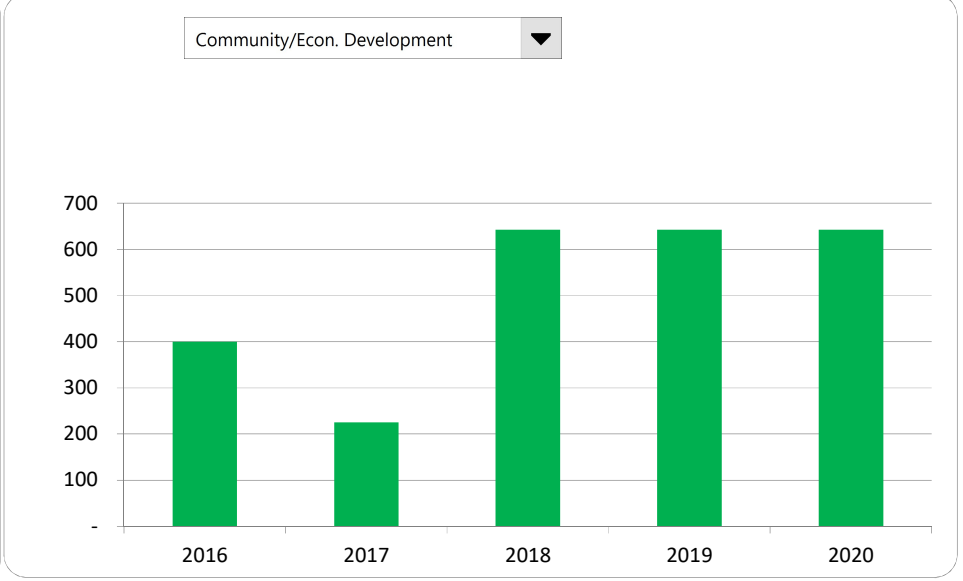
**2. Compared to the prior year**

	<u>2019</u>	<u>2020</u>	<u>% change</u>
General Government	\$ 30,070	\$ 31,160	3.62%
Police & Fire	88,766	30,883	-65.21%
Other Public Safety	-	-	N/A
Roads	88,731	29,595	-66.65%
Other Public Works	263,576	331,354	25.71%
Health & Welfare	2,306	4,032	74.85%
Community/Econ. Development	643	643	0.00%
Recreation & Culture	18,157	15,625	-13.95%
Capital Outlay	41,913	44,905	7.14%
Debt Service	-	-	N/A
Other Expenditures	-	-	N/A
<b>Total Expenditures</b>	<b>\$ 534,162</b>	<b>\$ 488,197</b>	<b>-8.61%</b>

**3. Spending per capita - compared to the prior year**



**4. Historical trends of individual departments:**



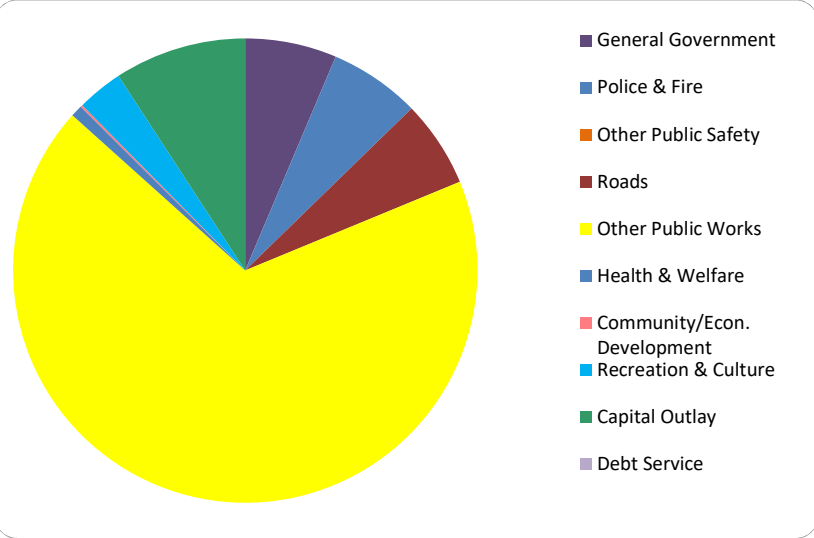
Commentary:

For more information on our unit's finances, contact Mindy Thomas at 989-682-9227.

**CITIZEN'S GUIDE TO LOCAL UNIT FINANCES - Maple Rapids - Clinton (193050)**

**EXPENDITURES**

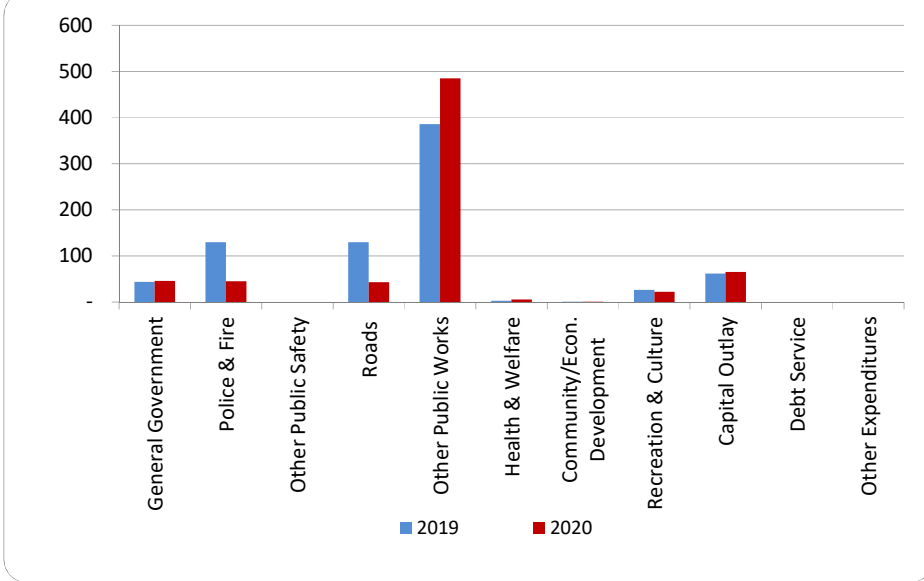
**1. Where we spend our money (all governmental funds)**



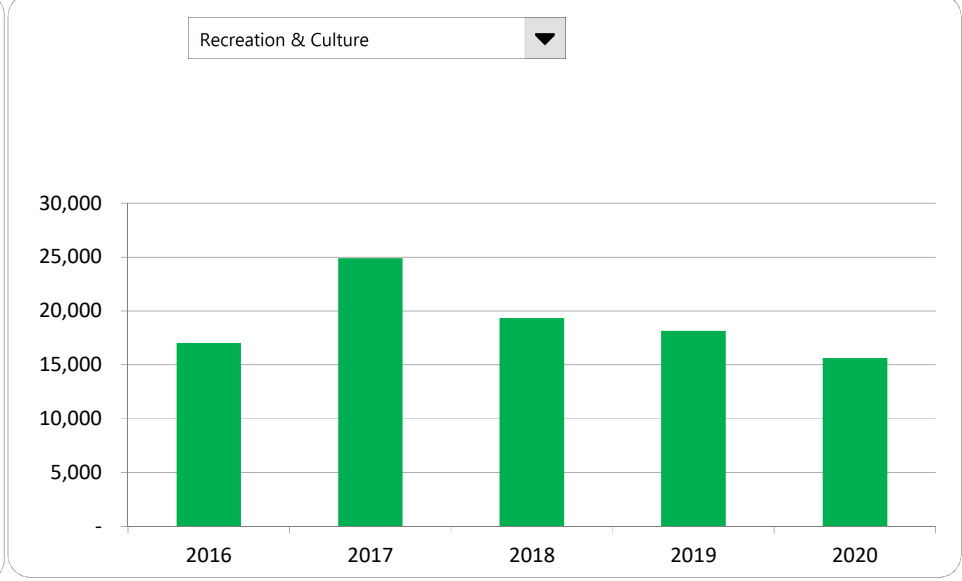
**2. Compared to the prior year**

	<u>2019</u>	<u>2020</u>	<u>% change</u>
General Government	\$ 30,070	\$ 31,160	3.62%
Police & Fire	88,766	30,883	-65.21%
Other Public Safety	-	-	N/A
Roads	88,731	29,595	-66.65%
Other Public Works	263,576	331,354	25.71%
Health & Welfare	2,306	4,032	74.85%
Community/Econ. Development	643	643	0.00%
Recreation & Culture	18,157	15,625	-13.95%
Capital Outlay	41,913	44,905	7.14%
Debt Service	-	-	N/A
Other Expenditures	-	-	N/A
<b>Total Expenditures</b>	<b>\$ 534,162</b>	<b>\$ 488,197</b>	<b>-8.61%</b>

**3. Spending per capita - compared to the prior year**



**4. Historical trends of individual departments:**



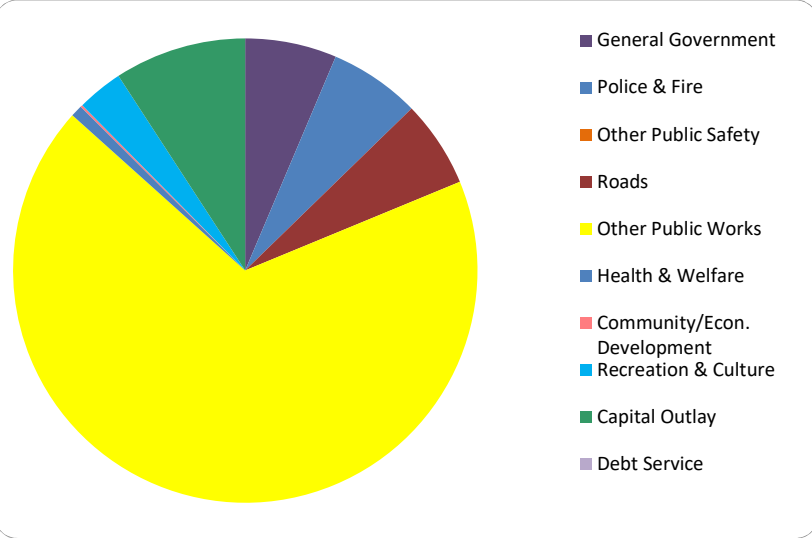
Commentary:

For more information on our unit's finances, contact Mindy Thomas at 989-682-9227.

**CITIZEN'S GUIDE TO LOCAL UNIT FINANCES - Maple Rapids - Clinton (193050)**

**EXPENDITURES**

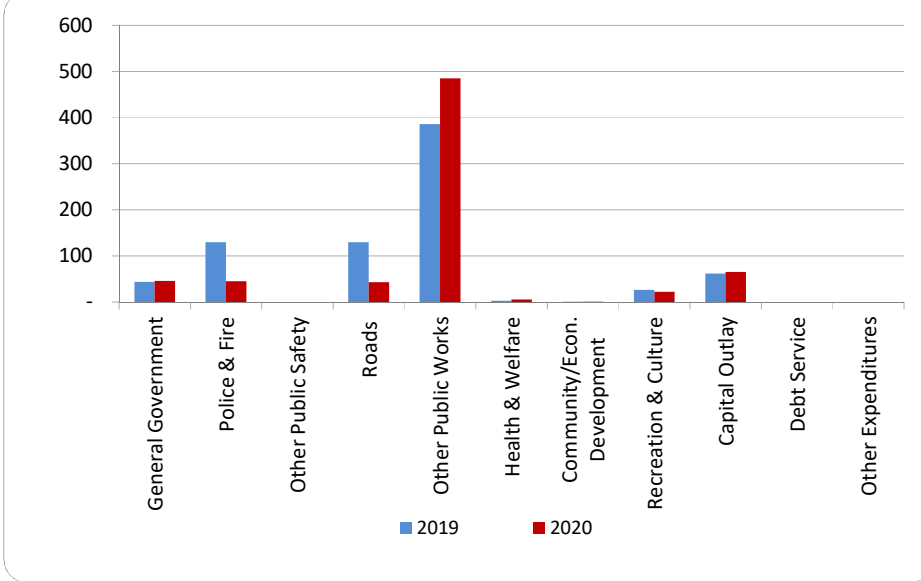
**1. Where we spend our money (all governmental funds)**



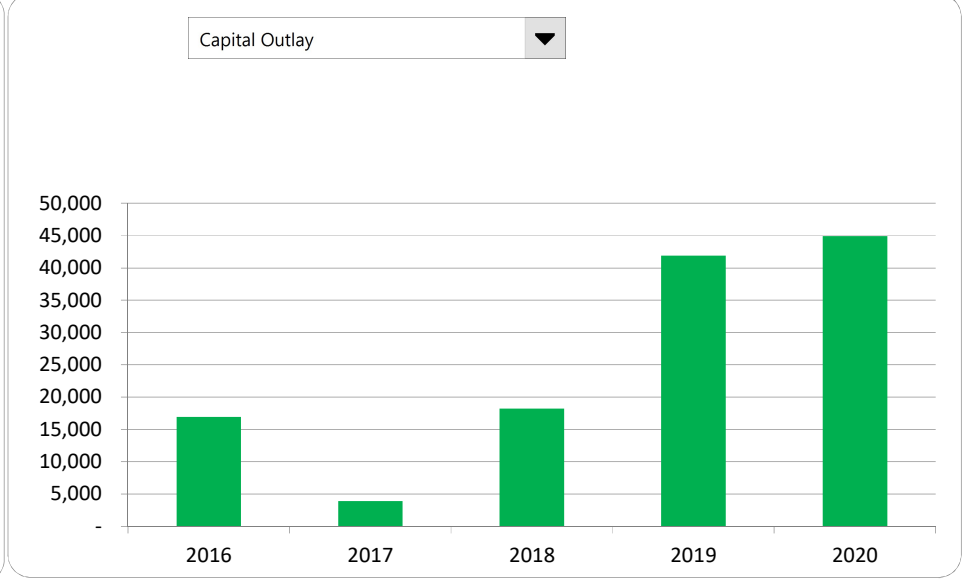
**2. Compared to the prior year**

	<u>2019</u>	<u>2020</u>	<u>% change</u>
General Government	\$ 30,070	\$ 31,160	3.62%
Police & Fire	88,766	30,883	-65.21%
Other Public Safety	-	-	N/A
Roads	88,731	29,595	-66.65%
Other Public Works	263,576	331,354	25.71%
Health & Welfare	2,306	4,032	74.85%
Community/Econ. Development	643	643	0.00%
Recreation & Culture	18,157	15,625	-13.95%
Capital Outlay	41,913	44,905	7.14%
Debt Service	-	-	N/A
Other Expenditures	-	-	N/A
<b>Total Expenditures</b>	<b>\$ 534,162</b>	<b>\$ 488,197</b>	<b>-8.61%</b>

**3. Spending per capita - compared to the prior year**



**4. Historical trends of individual departments:**



Commentary:

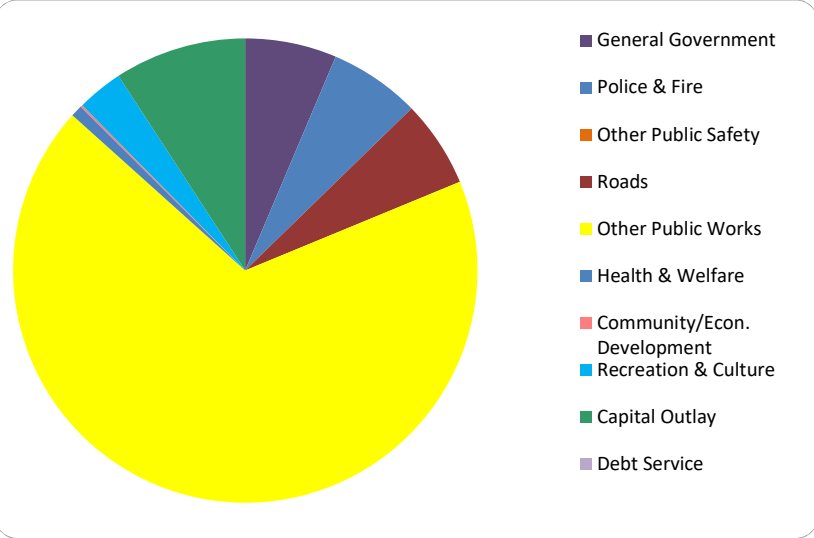
For more information on our unit's finances, contact Mindy Thomas at 989-682-9227.



**CITIZEN'S GUIDE TO LOCAL UNIT FINANCES - Maple Rapids - Clinton (193050)**

**EXPENDITURES**

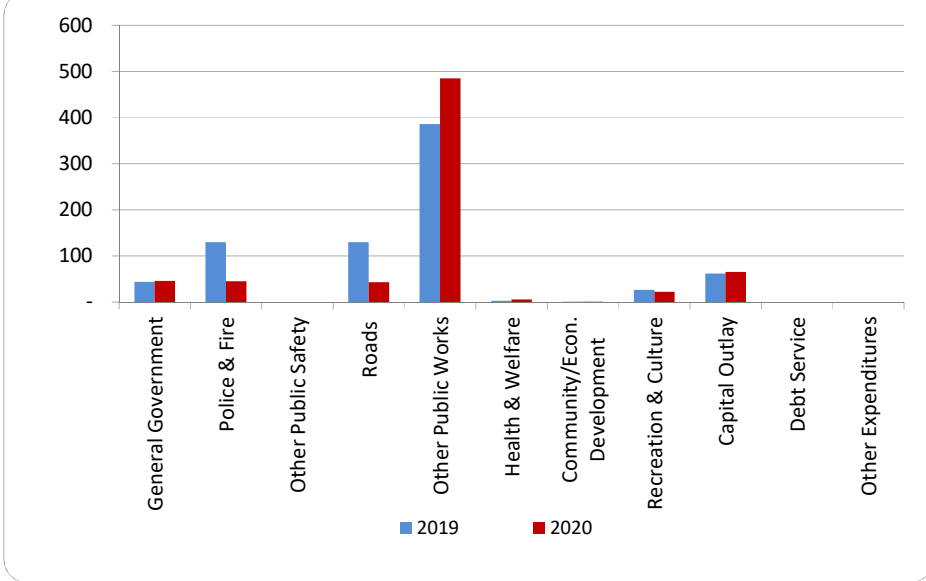
**1. Where we spend our money (all governmental funds)**




**2. Compared to the prior year**

	<u>2019</u>	<u>2020</u>	<u>% change</u>
General Government	\$ 30,070	\$ 31,160	3.62%
Police & Fire	88,766	30,883	-65.21%
Other Public Safety	-	-	N/A
Roads	88,731	29,595	-66.65%
Other Public Works	263,576	331,354	25.71%
Health & Welfare	2,306	4,032	74.85%
Community/Econ. Development	643	643	0.00%
Recreation & Culture	18,157	15,625	-13.95%
Capital Outlay	41,913	44,905	7.14%
Debt Service	-	-	N/A
Other Expenditures	-	-	N/A
<b>Total Expenditures</b>	<b>\$ 534,162</b>	<b>\$ 488,197</b>	<b>-8.61%</b>

**3. Spending per capita - compared to the prior year**



**4. Historical trends of individual departments:**



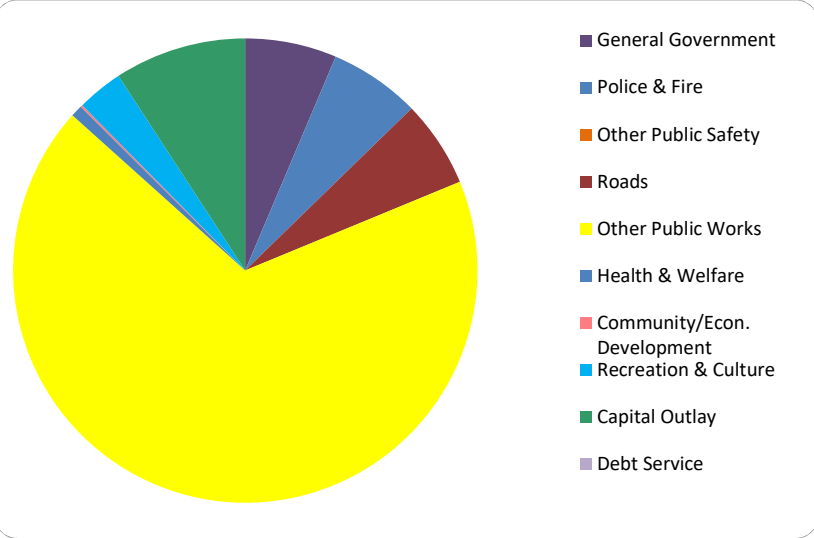
Commentary:

For more information on our unit's finances, contact Mindy Thomas at 989-682-9227.

**CITIZEN'S GUIDE TO LOCAL UNIT FINANCES - Maple Rapids - Clinton (193050)**

**EXPENDITURES**

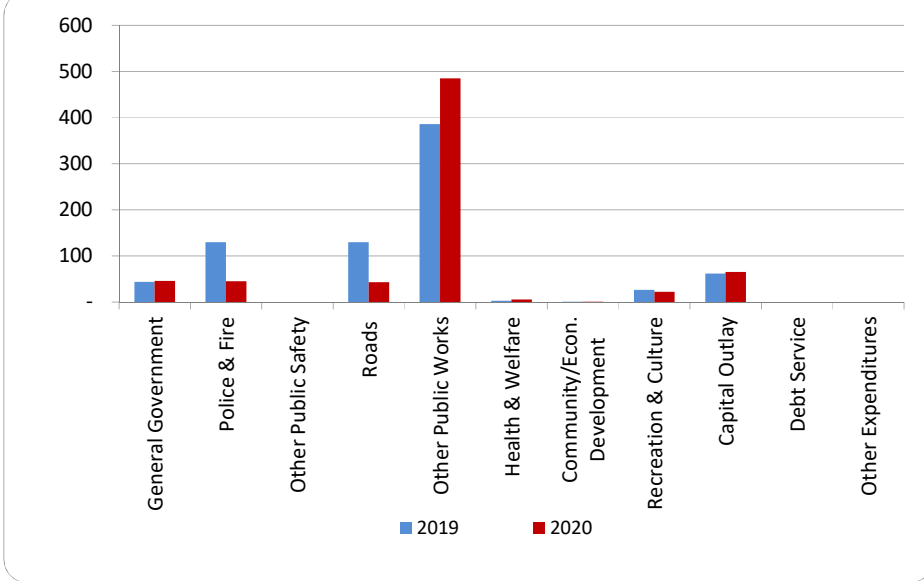
**1. Where we spend our money (all governmental funds)**



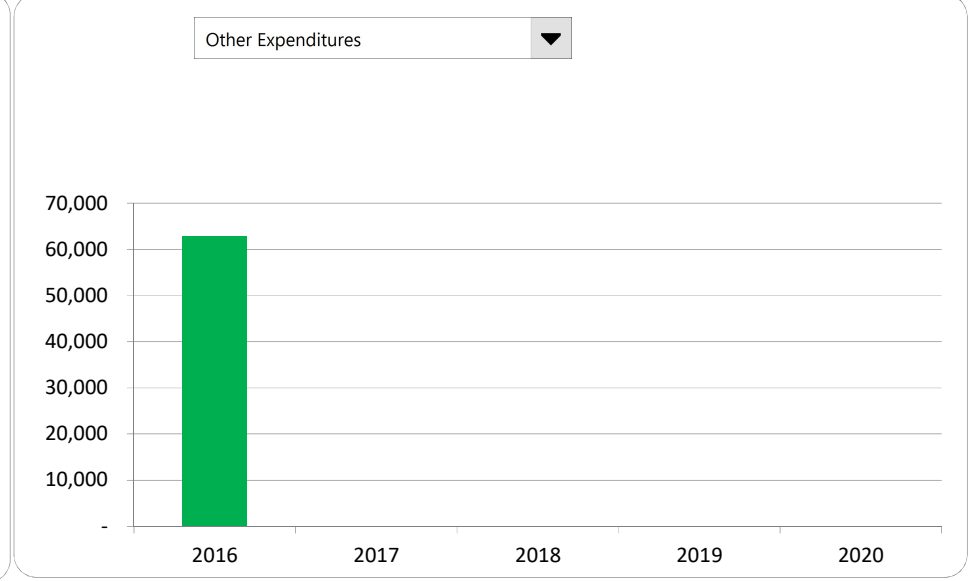
**2. Compared to the prior year**

	<u>2019</u>	<u>2020</u>	<u>% change</u>
General Government	\$ 30,070	\$ 31,160	3.62%
Police & Fire	88,766	30,883	-65.21%
Other Public Safety	-	-	N/A
Roads	88,731	29,595	-66.65%
Other Public Works	263,576	331,354	25.71%
Health & Welfare	2,306	4,032	74.85%
Community/Econ. Development	643	643	0.00%
Recreation & Culture	18,157	15,625	-13.95%
Capital Outlay	41,913	44,905	7.14%
Debt Service	-	-	N/A
Other Expenditures	-	-	N/A
<b>Total Expenditures</b>	<b>\$ 534,162</b>	<b>\$ 488,197</b>	<b>-8.61%</b>

**3. Spending per capita - compared to the prior year**



**4. Historical trends of individual departments:**

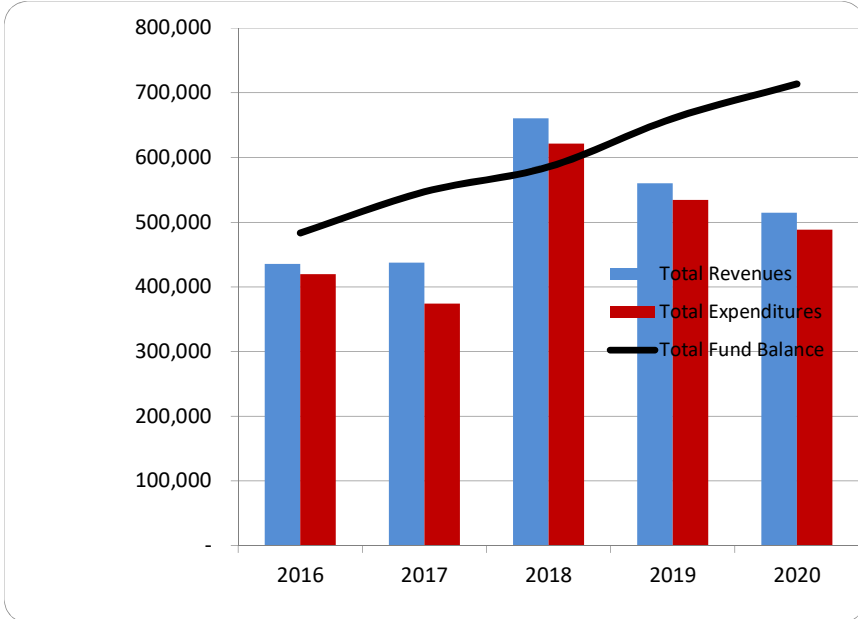


Commentary:

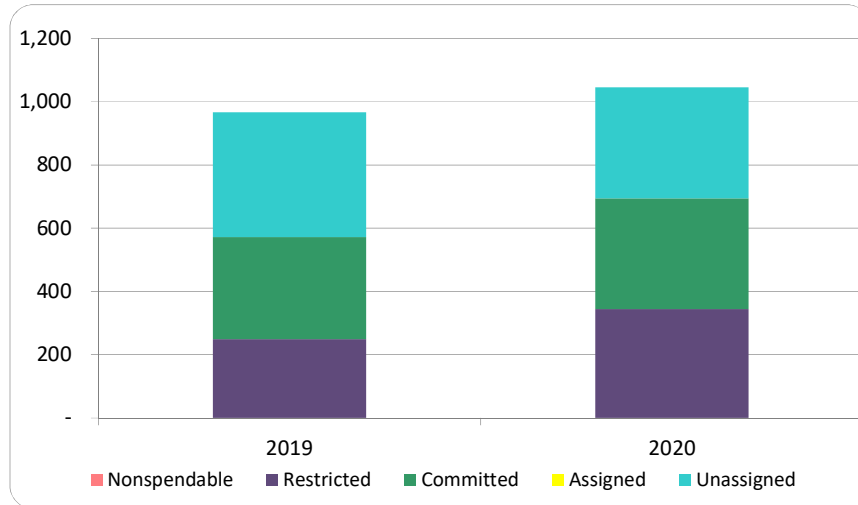
For more information on our unit's finances, contact Mindy Thomas at 989-682-9227.

**CITIZEN'S GUIDE TO LOCAL UNIT FINANCES - Maple Rapids - Clinton (193050)**

1. How have we managed our governmental fund resources (fund balance)?



3. Fund balance per capita - compared to the prior year

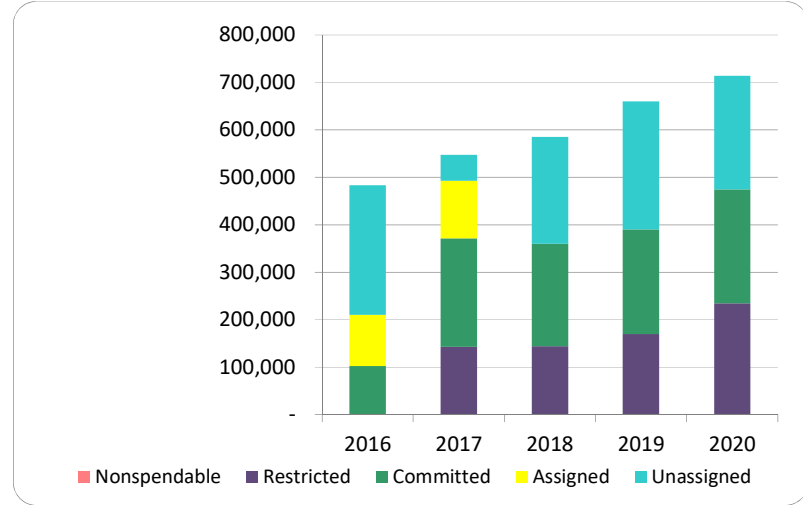


**FINANCIAL POSITION**

2. Compared to the prior year

	2019	2020	% change
Revenue	560,133	514,701	-8.11%
Expenditures	534,162	488,197	-8.61%
Surplus (shortfall)	25,971	26,504	2.05%
Fund balance, by component:			
Nonspendable	-	-	N/A
Restricted	169,753	234,647	38.23%
Committed	220,993	239,555	8.40%
Assigned	-	-	N/A
Unassigned	269,720	239,555	-11.18%
total fund balance	660,466	713,757	8.07%

4. Historical trends of individual components



Commentary:

For more information on our unit's finances, contact Mindy Thomas at 989-682-9227.

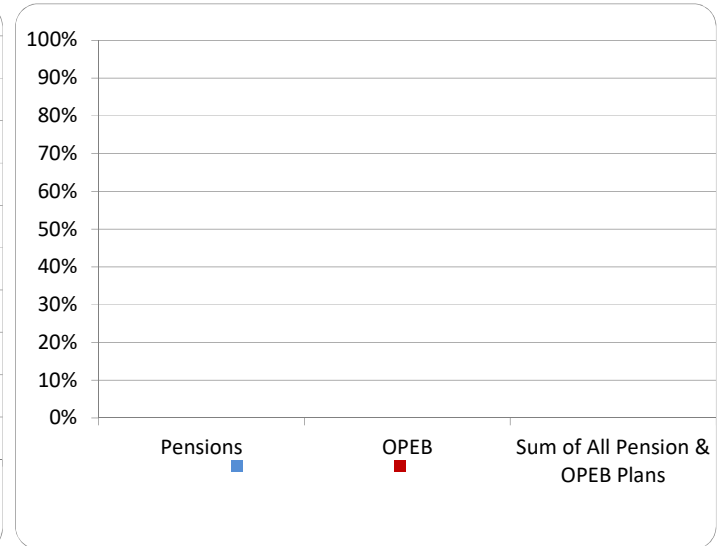
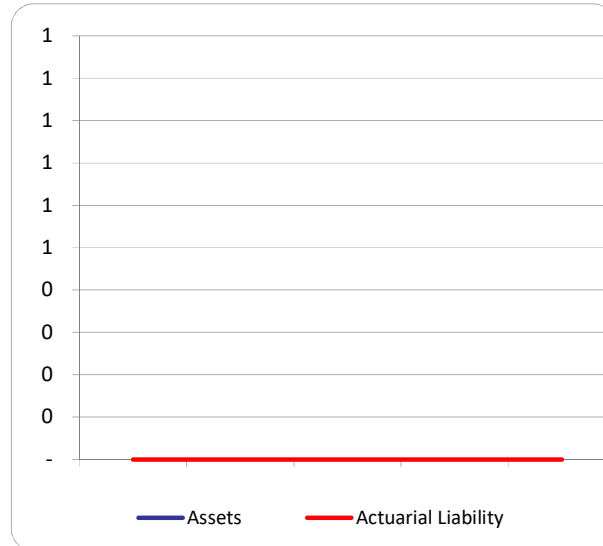
**CITIZEN'S GUIDE TO LOCAL UNIT FINANCES - Maple Rapids - Clinton (193050)**

**OTHER LONG TERM OBLIGATIONS**

1. Pension funding status

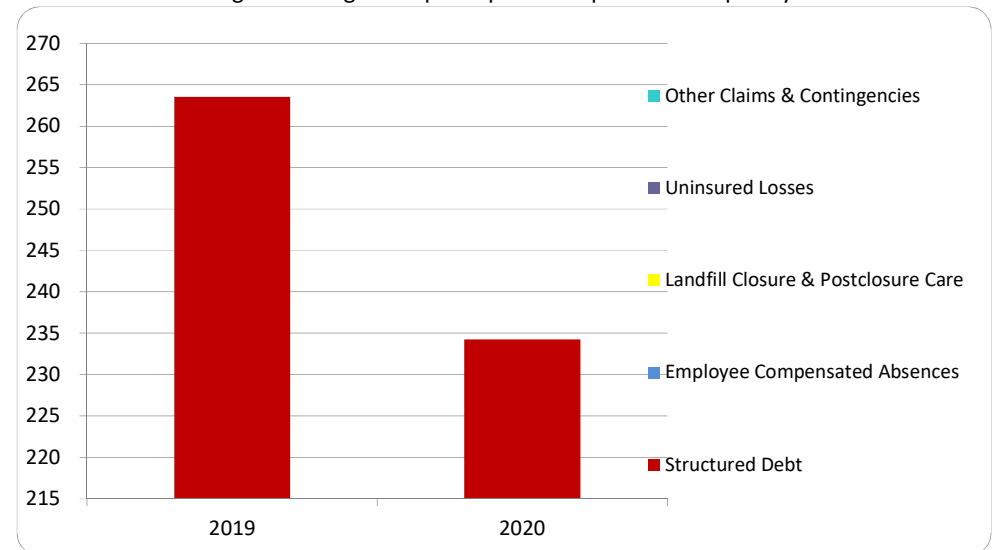
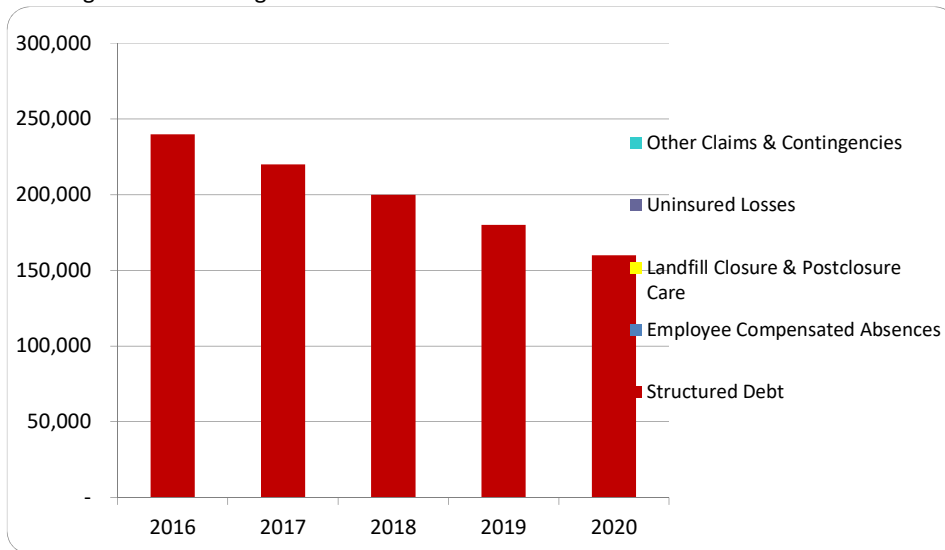
2. Retiree Health care funding status

3. Percent funded - compared to the prior year



4. Long Term Debt obligations:

5. Debt & other long term obligations per capita - compared to the prior year



**Commentary: Village of Maple Rapids does not do any Pension Funding and does not offer any Retiree Health Care Coverage.**

For more information on our unit's finances, contact Mindy Thomas at 989-682-9227.



**VILLAGE OF**  
**MAPLE RAPIDS**

**PERFORMANCE**  
**DASHBOARD**





**Begin Here...**

Local Unit: **Village of Maple Rapids** County: **Clinton**

### Fiscal Stability

	Prior	Current	Progress
? Annual general fund expenditures per capita	\$441.00	\$550.00	↑
? Fund balance as a percent of annual general fund expenditures	166.00%	145.00%	↓
? Unfunded other post employment benefits (OPEB) liability as a percent of annual general fund revenue	.00%	.00%	↔
? Debt burden per capita	\$264.00	\$234.00	↓
? Percentage of road funding provided by the general fund	.00%	.00%	↔
? Ratio of pensioners to employees	0	0	↔
? Number of services delivered via cooperative venture	1	1	↔

? Government unit specific:  
 Village of Maple Rapids offers no post employment benefits.

**KEY: Arrows represent the change from prior to current year; The color of the arrow represents if the change was positive (GREEN) or negative (RED). A double arrow represents no change (NEUTRAL)**

### Economic Strength

	Prior	Current	Progress
? Percent of community with access to high speed broadband	82%	82%	↔
? Percent of community age 25+ with a Bachelor Degree or higher	5%	5%	↔
? Average age of critical infrastructure (years)	26.5	27.5	↑
? Government unit specific:			

### Public Safety

	Prior	Current	Progress
? Violent crimes per thousand	7	5	↓
? Property crimes per thousand	53	45	↓
? Traffic injuries and fatalities	6	4	↓
? Government unit specific:			

These numbers are higher than the Village's actual numbers as our population is 672 for 2010 & 2011. This system adjust them to # per thousand.

### Quality of Life

	Prior	Current	Progress
? Miles of sidewalks and non motorized trails per mile of local roads	1	1	↔
? Percent of general fund budget committed to arts, culture and recreation	7.00%	5.00%	↓
? Acres of park per thousand residents	38	38	↔
? Percent of community with curbside recycling	.00%	.00%	↔
? Government unit specific:			

Village of Maple Rapids trash service does not offer curbside recycling but we do maintain recycling units for the community near the community center.



**VILLAGE OF**  
**MAPLE RAPIDS**

**DEBT**  
**SERVICE**



# Debt Service Report

Local Unit Name: Village of Maple Rapids  
 Local Unit Code: 193050  
 Current Fiscal Year End Date: 12/31/2020

Debt Name: Huntington Bank (Formerly First Merit &  
Citizens Bank)  
 Issuance Date: 10/20/2006  
 Issuance Amount: \$385,000  
 Debt Instrument (or Type): Bond  
 Repayment Source(s): Sewer Fund - Generated from Revenue

Years Ending	Principal	Interest	Total
2006	\$ -	\$ -	\$ -
2007	\$ 10,000.00	\$ 19,586.81	\$ 29,586.81
2008	\$ 10,000.00	\$ 18,481.94	\$ 28,481.94
2009	\$ 15,000.00	\$ 17,860.42	\$ 32,860.42
2010	\$ 15,000.00	\$ 17,122.91	\$ 32,122.91
2011	\$ 15,000.00	\$ 16,364.59	\$ 31,364.59
2012	\$ 15,000.00	\$ 15,622.91	\$ 30,622.91
2013	\$ 15,000.00	\$ 14,875.00	\$ 29,875.00
2014	\$ 15,000.00	\$ 14,125.00	\$ 29,125.00
2015	\$ 15,000.00	\$ 13,375.00	\$ 28,375.00
2016	\$ 20,000.00	\$ 12,500.00	\$ 32,500.00
2017	\$ 20,000.00	\$ 11,500.00	\$ 31,500.00
2018	\$ 20,000.00	\$ 10,500.00	\$ 30,500.00
2019	\$ 20,000.00	\$ 9,500.00	\$ 29,500.00
2020	\$ 20,000.00	\$ 8,500.00	\$ 28,500.00
2021	\$ 25,000.00	\$ 7,375.00	\$ 32,375.00
2022	\$ 25,000.00	\$ 6,125.00	\$ 31,125.00
2023	\$ 25,000.00	\$ 4,875.00	\$ 29,875.00
2024	\$ 25,000.00	\$ 3,625.00	\$ 28,625.00
2025	\$ 30,000.00	\$ 2,250.00	\$ 32,250.00
2026	\$ 30,000.00	\$ 750.00	\$ 30,750.00
<b>Totals</b>	<b>\$ 385,000.00</b>	<b>\$ 224,914.58</b>	<b>\$ 609,914.58</b>

**Current Outstanding Debt as of 12/31/2020 -- \$160,000**

**This debt item is a Bond.**  
**Fees were increased to cover the added expense of this debt.**



# Debt Service Report

Local Unit Name:	Village of Maple Rapids
Local Unit Code:	193050
Current Fiscal Year End Date:	12/31/2020



**VILLAGE OF**  
**MAPLE RAPIDS**

**PROJECTED**  
**BUDGET**



# Projected Budget Report

**Local Unit Name:** Village of Maple Rapids  
**Local Unit Code:** 193050  
**Current Fiscal Year End Date:** 12/31/2021  
**Fund Name:** General Fund

<b>REVENUES</b>	<b>Current Year Budget</b>	<b>Percentage Change</b>	<b>Year 2 Budget</b>	<b>Assumptions</b>
Property Taxes	\$ 120,000	3 %	\$ 123,600	No Change Expected unless new construction done then small inc
State Revenue Sharing	\$ 67,000	1 %	\$ 67,871	Based on estimate from State
Trash Revenue Fees	\$ 30,000	%	\$ 30,000	No Change Expected
Community Center Reimbursement	\$ 2,700	%	\$ 2,700	No Change Expected
Lease Revenue	\$ 2,000	%	\$ 2,000	No Change Expected
Rent	\$ 1,000	%	\$ 1,000	No Change Expected
Interest Income	\$ 250	%	\$ 250	No Change Expected
Grant Revenues	\$ -	%	\$ -	No Change Expected
Other Revenues	\$ 1,000	%	\$ 1,000	No Change Expected
Interfund Transfers (In)	\$ 113,000	%	\$ 113,000	No Change Expected
<b>Total Revenues</b>	<b>\$ 336,950</b>		<b>\$ 341,421</b>	
<b>EXPENDITURES</b>				
DPW (Wages/Health/Etc)	\$ 124,000	-	\$ 124,000	Assuming minor increase
Police and Fire	\$ -	%	\$ -	No Change Expected
Utilities (Electric / Gas / Phone)	\$ 26,000	-	\$ 26,000	No Change Expected
Fuel	\$ 10,000	-	\$ 10,000	No Change Expected
Insurance	\$ 30,000	%	\$ 30,000	No Change Expected
Library Millage	\$ -	%	\$ -	No Change Expected
Trash Pickup	\$ 34,000	%	\$ 34,000	No Change Expected
Recycling Site	\$ 3,800	%	\$ 3,800	No Change Expected
Sidewalks	\$ 18,700	%	\$ 18,700	No Change Expected
Parts / Supplies / Repairs / Maintenance	\$ 20,000	%	\$ 20,000	No Change Expected
Wages / Payroll (Council / Committees)	\$ 25,180	%	\$ 25,180	No Change Expected
Payroll Taxes	\$ 10,000	%	\$ 10,000	No Change Expected
Equipment (DPW / Office)	\$ 20,300	%	\$ 20,300	No Change Expected
Ambulance Assessment	\$ 5,000	%	\$ 5,000	No Change Expected
Professional or Contracted Services	\$ 15,625	%	\$ 15,625	No Change Expected
Meals on Wheels	\$ 500	%	\$ 500	No Change Expected
Parks & Recreation	\$ 8,000	%	\$ 8,000	No Change Expected
Auditing & Accounting Services	\$ 1,800	%	\$ 1,800	No Change Expected
Parking Lot Paving	\$ 5,000	%	\$ 5,000	No Change Expected
Tree Trimming	\$ 10,000	%	\$ 10,000	No Change Expected
Other Expenditures	\$ 14,875	%	\$ 14,875	No Change Expected
Interfund Transfers (Out)	\$ 7,000	%	\$ 7,000	No Change Expected
Building Repairs / Maintenance	\$ -	%	\$ -	No Change Expected
Demolition	\$ -	%	\$ -	No Change Expected
Community Center	\$ 5,750	%	\$ 5,750	No Change Expected

Equipment Rental	\$	<u>80,000</u>	%	\$	<u>80,000</u>	No Change Expected
<b>Total Expenditures</b>	\$	<u><b>475,530</b></u>		\$	<u><b>475,530</b></u>	
<b>Net Revenues (Expenditures)</b>	\$	<u><u><b>(138,580)</b></u></u>		\$	<u><u><b>(134,109)</b></u></u>	
<b>Beginning Fund Balance</b>	\$	<u><b>225,275</b></u>		\$	<u><b>86,695</b></u>	
<b>Ending Fund Balance</b>	\$	<u><u><b>86,695</b></u></u>		\$	<u><u><b>(47,414)</b></u></u>	

Commentary:

# Projected Budget Report

**Local Unit Name:** Village of Maple Rapids  
**Local Unit Code:** 193050  
**Current Fiscal Year End Date:** 12/31/2021  
**Fund Name:** Fire Fund

<b>REVENUES</b>	<b>Current Year Budget</b>	<b>Percentage Change</b>	<b>Year 2 Budget</b>	<b>Assumptions</b>
Fire Retainer Fees	\$ 25,000	%	\$ 25,000	No Change Expected
MFR Retainer Fees	\$ 4,000	%	\$ 4,000	No Change Expected
Fire Runs	\$ -	%	\$ -	
MFR Service	\$ -	%	\$ -	
Interest Income	\$ 300	%	\$ 300	No Change Expected
Grant Income	\$ -	%	\$ -	
Interfund Transfers (In)	\$ 17,000	%	\$ 17,000	No Change Expected
Other Revenues	\$ -	%	\$ -	
<b>Total Revenues</b>	<b>\$ 46,300</b>		<b>\$ 46,300</b>	
<b>EXPENDITURES</b>				
Audit & Accounting Services	\$ 1,500	%	\$ 1,500	No Change Expected
Building Repairs / Maintenance	\$ -	%	\$ -	
Computer Equipment	\$ -	%	\$ -	
Computer Support Fees	\$ 1,000	%	\$ 1,000	No Change Expected
Dues & Fees	\$ 300	%	\$ 300	No Change Expected
Education / Training	\$ 5,000	%	\$ 5,000	No Change Expected
Equipment	\$ 15,000	%	\$ 15,000	No Change Expected
Fire Dept Phone Alerts	\$ 286	%	\$ 286	No Change Expected
Fuel	\$ -	%	\$ -	No Change Expected
Insurance	\$ 500	%	\$ 500	No Change Expected
Legal Services	\$ 200	%	\$ 200	No Change Expected
Manpower - Fire Runs	\$ 2,500	%	\$ 2,500	No Change Expected
Manpower - MFR	\$ 4,000	%	\$ 4,000	No Change Expected
Manpower - Training	\$ 4,500	%	\$ 4,500	No Change Expected
MFR Supplies	\$ 1,000	%	\$ 1,000	No Change Expected
Mileage	\$ 2,000	%	\$ 2,000	No Change Expected
Office Supplies	\$ 200	%	\$ 200	No Change Expected
Parts, Maintenance, Supplies, Repairs	\$ 16,000	%	\$ 16,000	No Change Expected

Postage / Shipping	\$	600	%	\$	600	No Change Expected
Professional Services	\$	6,000	%	\$	6,000	No Change Expected
Fire Chief Wage	\$	1,500	%	\$	1,500	No Change Expected
EMS Wage	\$	950	%	\$	950	No Change Expected
Other Expenditures	\$	500	%	\$	500	No Change Expected
Interfund Transfers (out)	\$	10,000	%	\$	10,000	No Change Expected
<b>Total Expenditures</b>	<b>\$</b>	<b><u>73,536</u></b>		<b>\$</b>	<b><u>73,536</u></b>	
<b>Net Revenues (Expenditures)</b>	<b>\$</b>	<b><u>(27,236)</u></b>		<b>\$</b>	<b><u>(27,236)</u></b>	
<b>Beginning Fund Balance</b>	<b>\$</b>	<b><u>199,558</u></b>		<b>\$</b>	<b><u>172,322</u></b>	
<b>Ending Fund Balance</b>	<b>\$</b>	<b><u>172,322</u></b>		<b>\$</b>	<b><u>145,086</u></b>	

Commentary:

# Projected Budget Report

**Local Unit Name:** Village of Maple Rapids  
**Local Unit Code:** 193050  
**Current Fiscal Year End Date:** 12/31/2021  
**Fund Name:** Local Highway

<b>REVENUES</b>	<b>Current Year Budget</b>	<b>Percentage Change</b>	<b>Year 2 Budget</b>	<b>Assumptions</b>
State Highway Funds	\$ 15,000	%	\$ 15,000	No Change Expected
State of Michigan - Other State Grants	\$ -	%	\$ -	
Interest Income	\$ 40	%	\$ 40	No Change Expected
St of Michigan - Telecomm Act 48	\$ 700	%	\$ 700	
Other Revenues	\$ -	%	\$ -	
Interfund Transfers (In)	\$ 11,000	%	\$ 11,000	No Change Expected
<b>Total Revenues</b>	<b>\$ 26,740</b>		<b>\$ 26,740</b>	
<b>EXPENDITURES</b>				
Auditing & Accounting Services	\$ 1,500	%	\$ 1,500	No Change Expected
Equipment	\$ 2,000	%	\$ 2,000	No Change Expected
Insurance	\$ 900	%	\$ 900	No Change Expected
Miscellaneous	\$ 100	%	\$ 100	No Change Expected
Parts / Supplies / Repairs / Maintenance	\$ 3,000	%	\$ 3,000	No Change Expected
Paving	\$ 20,000	100 %	\$ 40,000	Large Project Planned for 2020
Professional or Contracted Services	\$ 500	%	\$ 500	No Change Expected
Sidewalks	\$ -	%	\$ -	
Tree Trimming	\$ 3,000	%	\$ 3,000	No Change Expected
Other Expenditures	\$ 300	%	\$ 300	
Interfund Transfers (Out)	\$ 14,000	%	\$ 14,000	No Change Expected
<b>Total Expenditures</b>	<b>\$ 45,300</b>		<b>\$ 65,300</b>	
<b>Net Revenues (Expenditures)</b>	<b>\$ (18,560)</b>		<b>\$ (38,560)</b>	
<b>Beginning Fund Balance</b>	<b>\$ 66,572</b>		<b>\$ 48,012</b>	
<b>Ending Fund Balance</b>	<b>\$ 48,012</b>		<b>\$ 9,452</b>	

Commentary:



# Projected Budget Report

**Local Unit Name:** Village of Maple Rapids  
**Local Unit Code:** 193050  
**Current Fiscal Year End Date:** 12/31/2021  
**Fund Name:** Major Highway

<b>REVENUES</b>	<b>Current Year Budget</b>	<b>Percentage Change</b>	<b>Year 2 Budget</b>	<b>Assumptions</b>
State Highway Funds	\$ 45,000	5 %	\$ 47,250	Increased in 2016
State of Michigan - Other State Grants	\$ -	%	\$ -	
Interest Income	\$ 1	%	\$ 1	No Change Expected
St of Michigan - Telecomm Act 48	\$ 1,900	%	\$ 1,900	
Grant Revenues	\$ -	%	\$ -	
Other Revenues	\$ -	%	\$ -	
Interfund Transfers (In)	\$ -	%	\$ -	
<b>Total Revenues</b>	<b>\$ 46,901</b>		<b>\$ 49,151</b>	
<b>EXPENDITURES</b>				
Auditing & Accounting Services	\$ 1,500	%	\$ 1,500	No Change Expected
Bridge Repair & Maintenance	\$ 500	%	\$ 500	No Change Expected
Equipment	\$ 2,200	%	\$ 2,200	No Change Expected
Insurance	\$ 500	%	\$ 500	No Change Expected
Miscellaneous	\$ 100	%	\$ 100	No Change Expected
Paving	\$ 40,000	100 %	\$ 80,000	Planning Large Project 2020
Parts / Supplies / Repairs / Maintenance	\$ 6,500	%	\$ 6,500	No Change Expected
Professional or Contracted Services	\$ 700	%	\$ 700	No Change Expected
Sidewalks	\$ 1,000	%	\$ 1,000	No Change Expected
Tree Trimming	\$ 3,000	%	\$ 3,000	No Change Expected
Other Expenditures	\$ 300	%	\$ 300	
Interfund Transfers (Out)	\$ 34,000	%	\$ 34,000	No Change Expected
Transfer to Local Highway (10%)	\$ 11,000	%	\$ 11,000	No Change Expected
<b>Total Expenditures</b>	<b>\$ 101,300</b>		<b>\$ 141,300</b>	
<b>Net Revenues (Expenditures)</b>	<b>\$ (54,400)</b>		<b>\$ (92,150)</b>	
<b>Beginning Fund Balance</b>	<b>\$ 77,575</b>		<b>\$ 23,176</b>	

**Ending Fund Balance**

\$ 23,176

\$ (68,974)

Commentary:

# Projected Budget Report

**Local Unit Name:** Village of Maple Rapids  
**Local Unit Code:** 193050  
**Current Fiscal Year End Date:** 12/31/2021  
**Fund Name:** Sewer Fund

<b>REVENUES</b>	<b>Current Year Budget</b>	<b>Percentage Change</b>	<b>Year 2 Budget</b>	<b>Assumptions</b>
Sewer Revenue Fees	\$ 77,000	5 %	\$ 80,850	Small increase to Rates
Sewer Hookup / Work Fees	\$ -	%	\$ -	
Interest Income	\$ 400	%	\$ 400	No Change Expected
Other Revenues	\$ -	%	\$ -	
Grant Revenues	\$ -	(100) %	\$ -	Project completed 2017
Interfund Transfers (In)	\$ -	%	\$ -	
<b>Total Revenues</b>	<b>\$ 77,400</b>		<b>\$ 81,250</b>	
<b>EXPENDITURES</b>				
Advertising	\$ -	%	\$ -	No Change Expected
Auditing & Accounting Services	\$ 1,400	%	\$ 1,400	No Change Expected
Computer Support Fees	\$ 500	%	\$ 500	No Change Expected
Dues & Fees	\$ 650	%	\$ 650	No Change Expected
Education / Training	\$ -	%	\$ -	No Change Expected
Equipment	\$ 3,400	%	\$ 3,400	No Change Expected
Equipment Rentals	\$ -	%	\$ -	No Change Expected
Insurance	\$ 200	%	\$ 200	No Change Expected
Office Supplies	\$ 150	%	\$ 150	No Change Expected
Parts / Supplies / Repairs / Maintenance	\$ 21,500	%	\$ 21,500	No Change Expected
Postage	\$ 375	%	\$ 375	No Change Expected
Professional or Contracted Services	\$ 4,000	%	\$ 4,000	No Change Expected
Sewer - SAW Grant	\$ -	-	\$ -	Project completed 2017
Sewer Loan Payment	\$ 25,000	%	\$ 25,000	No Change Expected
Sewer Loan Interest	\$ 7,400	%	\$ 7,400	No Change Expected
Sewer Tests	\$ 6,000	%	\$ 6,000	No Change Expected
Utilities	\$ 7,200	%	\$ 7,200	No Change Expected
Other Expenditures	\$ 2,000	%	\$ 2,000	No Change Expected
Interfund Transfers (Out)	\$ 31,500	%	\$ 31,500	No Change Expected
<b>Total Expenditures</b>	<b>\$ 111,275</b>		<b>\$ 111,275</b>	

<b>Net Revenues (Expenditures)</b>	\$	<u><u>(33,875)</u></u>	\$	<u><u>(30,025)</u></u>
------------------------------------	----	------------------------	----	------------------------

<b>Beginning Fund Balance</b>	\$	<u>103,154</u>	\$	<u>69,279</u>
-------------------------------	----	----------------	----	---------------

<b>Ending Fund Balance</b>	\$	<u><u>69,279</u></u>	\$	<u><u>39,254</u></u>
----------------------------	----	----------------------	----	----------------------

Commentary:

# Projected Budget Report

**Local Unit Name:** Village of Maple Rapids  
**Local Unit Code:** 193050  
**Current Fiscal Year End Date:** 12/31/2021  
**Fund Name:** Water Fund

<b>REVENUES</b>	<b>Current Year Budget</b>	<b>Percentage Change</b>	<b>Year 2 Budget</b>	<b>Assumptions</b>
Water Hookups / Meters	\$	%	\$ -	
Water Revenue Fees	\$ 40,000	5 %	\$ 42,000	Small increase to Rates
Water Sales	\$ 10,000	%	\$ 10,000	
Grant Revenues	\$	%	\$ -	
Interest Income	\$ 100	%	\$ 100	No Change Expected
Other Revenues	\$	%	\$ -	
Interfund Transfers (In)	\$	%	\$ -	
<b>Total Revenues</b>	<b>\$ 50,100</b>		<b>\$ 52,100</b>	
<b>EXPENDITURES</b>				
Auditing & Accounting Services	\$ 1,315	%	\$ 1,315	No Change Expected
Computer Support Fees	\$ 500	%	\$ 500	No Change Expected
Dues & Fees	\$ 1,400	-	\$ 1,400	No Change Expected
Education / Training	\$ 2,000	%	\$ 2,000	No Change Expected
Equipment	\$ 3,200	%	\$ 3,200	No Change Expected
Fuel	\$ 250	%	\$ 250	No Change Expected
Insurance	\$ 500	%	\$ 500	No Change Expected
Office Supplies	\$ 500	%	\$ 500	No Change Expected
Parts / Supplies / Repairs / Maintenance	\$ 13,500	-	\$ 13,500	No Change Expected
Paving	\$ 3,000	-	\$ 3,000	No Change Expected
Postage	\$ 375	%	\$ 375	No Change Expected
Professional or Contracted Services	\$ 40,000	-	\$ 40,000	No Change Expected
Sidewalks	\$ 500	%	\$ 500	No Change Expected
Utilities	\$ 8,000	-	\$ 8,000	No Change Expected
Water Sample Tests	\$ 3,500	%	\$ 3,500	No Change Expected
Other Expenditures	\$ 1,300	%	\$ 1,300	No Change Expected
Interfund Transfers (Out)	\$ 22,000	-	\$ 22,000	No Change Expected
Installation Water Meters	\$ -	-	\$ -	Project almost complete
<b>Total Expenditures</b>	<b>\$ 101,840</b>		<b>\$ 101,840</b>	

<b>Net Revenues (Expenditures)</b>	\$ <u><u>(51,740)</u></u>	\$ <u><u>(49,740)</u></u>
------------------------------------	---------------------------	---------------------------

<b>Beginning Fund Balance</b>	\$ <u>150,786</u>	\$ <u>99,046</u>
-------------------------------	-------------------	------------------

<b>Ending Fund Balance</b>	\$ <u><u>99,046</u></u>	\$ <u><u>49,306</u></u>
----------------------------	-------------------------	-------------------------

Commentary: