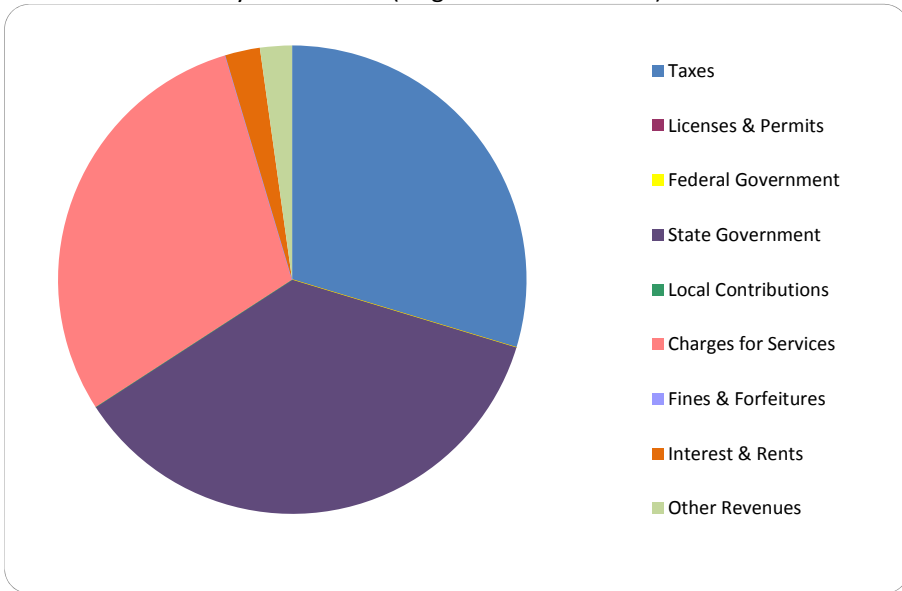


**CITIZEN'S GUIDE TO LOCAL UNIT FINANCES - Maple Rapids - Clinton (193050)**

**REVENUES**

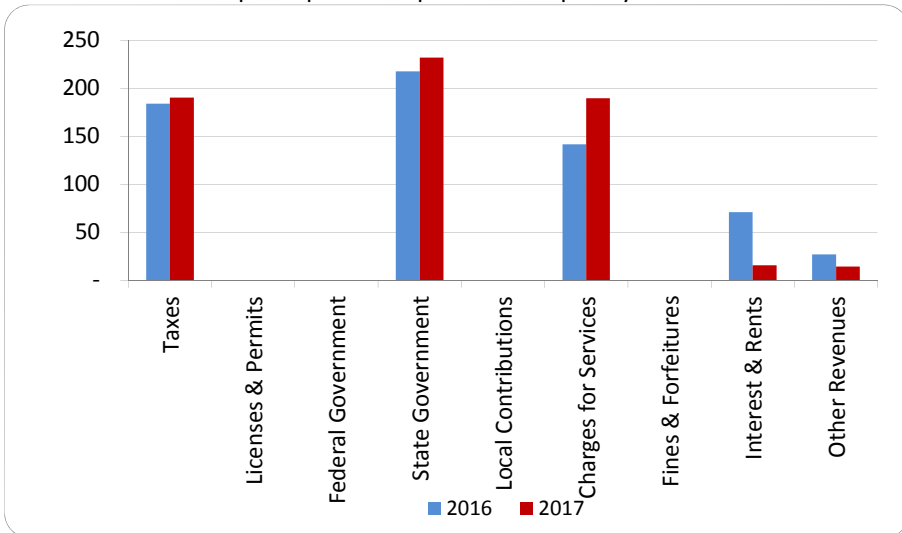
**1. Where our money comes from (all governmental funds)**



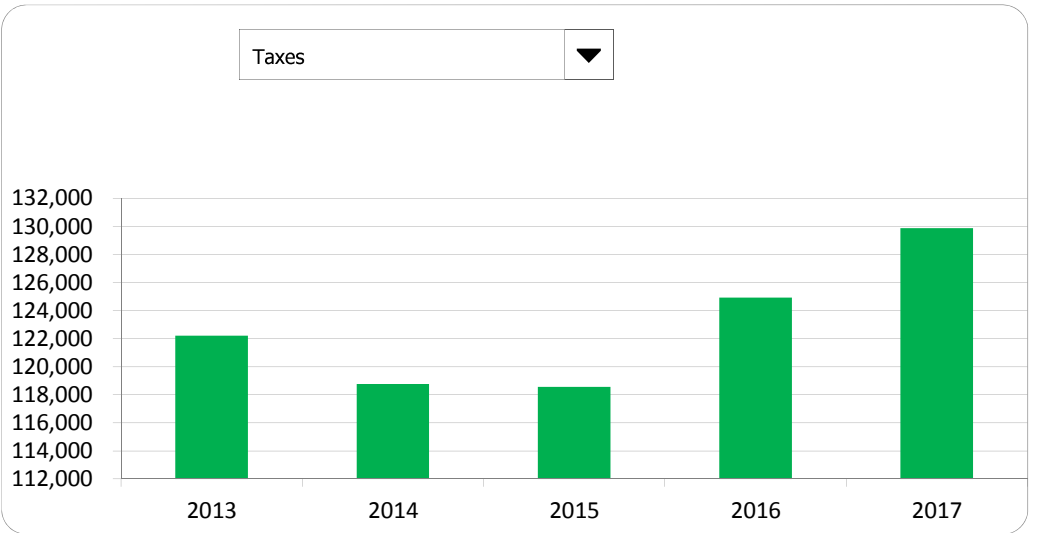
**2. Compared to the prior year**

	<u>2016</u>	<u>2017</u>	<u>% change</u>
Taxes	\$ 124,932	\$ 129,869	3.95%
Licenses & Permits	-	-	N/A
Federal Government	-	-	N/A
State Government	147,736	158,283	7.14%
Local Contributions	-	-	N/A
Charges for Services	96,218	129,248	34.33%
Fines & Forfeitures	-	-	N/A
Interest & Rents	48,120	10,535	-78.11%
Other Revenues	18,083	9,647	-46.65%
<b>Total Revenues</b>	<b>\$ 435,089</b>	<b>\$ 437,582</b>	<b>0.57%</b>

**3. Revenue sources per capita - compared to the prior year**



**4. Historical trends of individual sources**



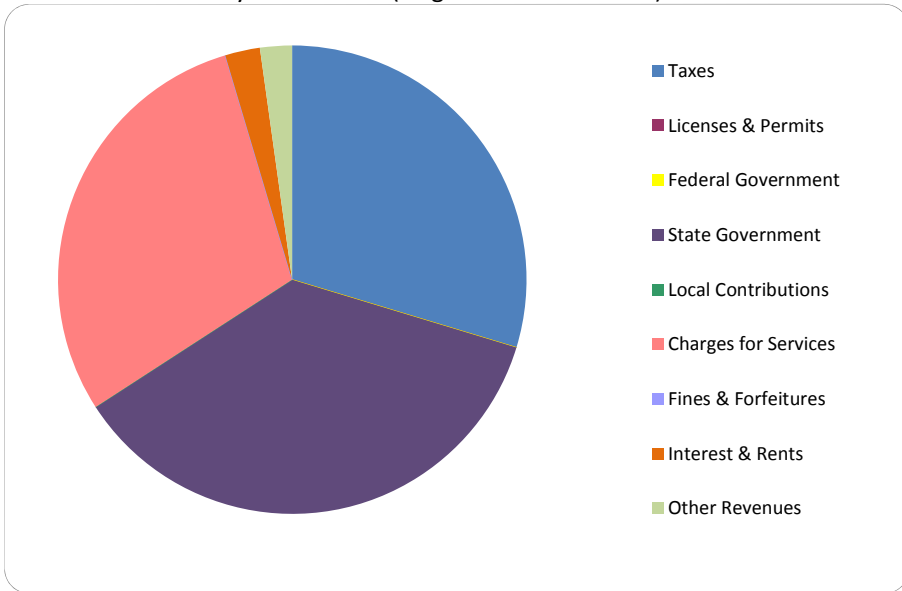
Commentary:

For more information on our unit's finances, contact Mindy Thomas at (989) 682-9227.

**CITIZEN'S GUIDE TO LOCAL UNIT FINANCES - Maple Rapids - Clinton (193050)**

**REVENUES**

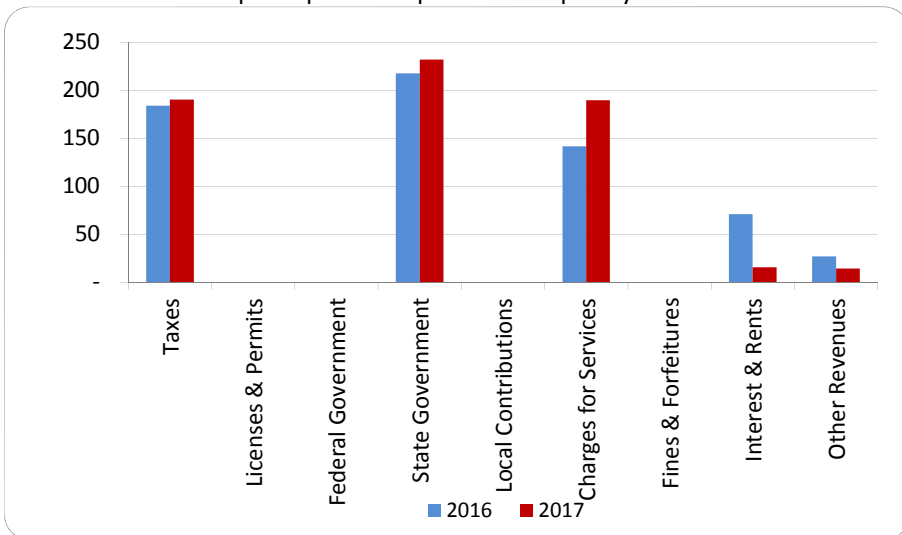
**1. Where our money comes from (all governmental funds)**



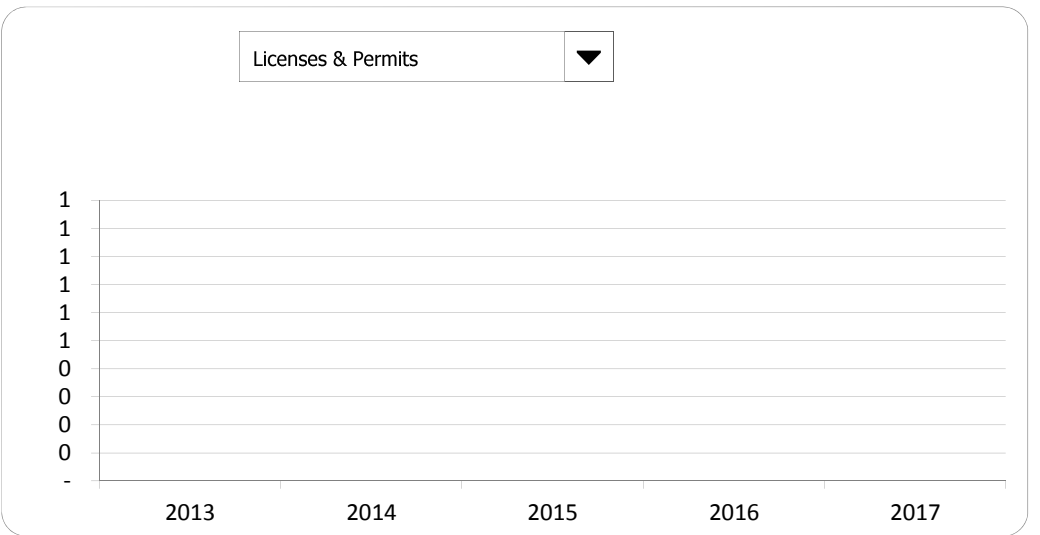
**2. Compared to the prior year**

	<u>2016</u>	<u>2017</u>	<u>% change</u>
Taxes	\$ 124,932	\$ 129,869	3.95%
Licenses & Permits	-	-	N/A
Federal Government	-	-	N/A
State Government	147,736	158,283	7.14%
Local Contributions	-	-	N/A
Charges for Services	96,218	129,248	34.33%
Fines & Forfeitures	-	-	N/A
Interest & Rents	48,120	10,535	-78.11%
Other Revenues	18,083	9,647	-46.65%
<b>Total Revenues</b>	<b>\$ 435,089</b>	<b>\$ 437,582</b>	<b>0.57%</b>

**3. Revenue sources per capita - compared to the prior year**



**4. Historical trends of individual sources**



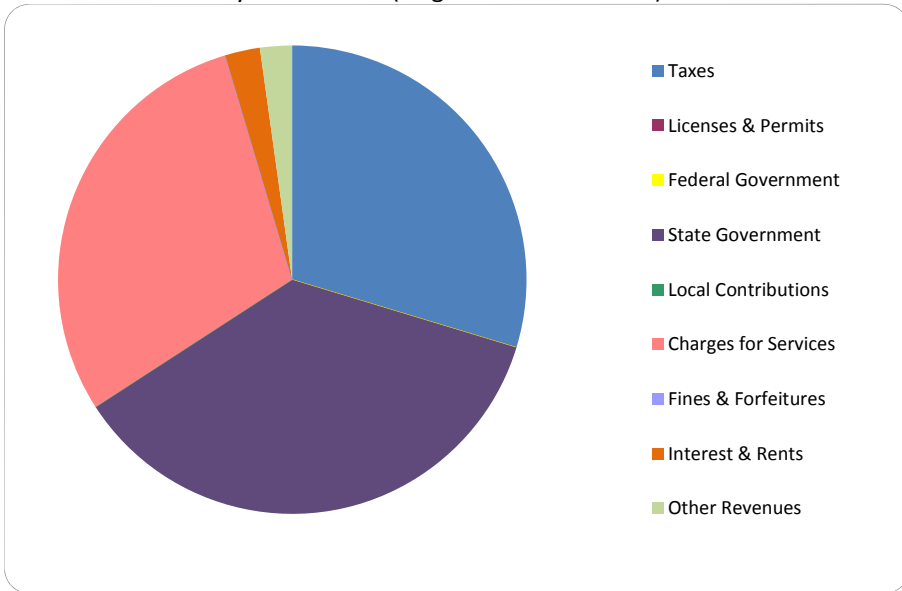
Commentary:

For more information on our unit's finances, contact Mindy Thomas at (989) 682-9227.

**CITIZEN'S GUIDE TO LOCAL UNIT FINANCES - Maple Rapids - Clinton (193050)**

**REVENUES**

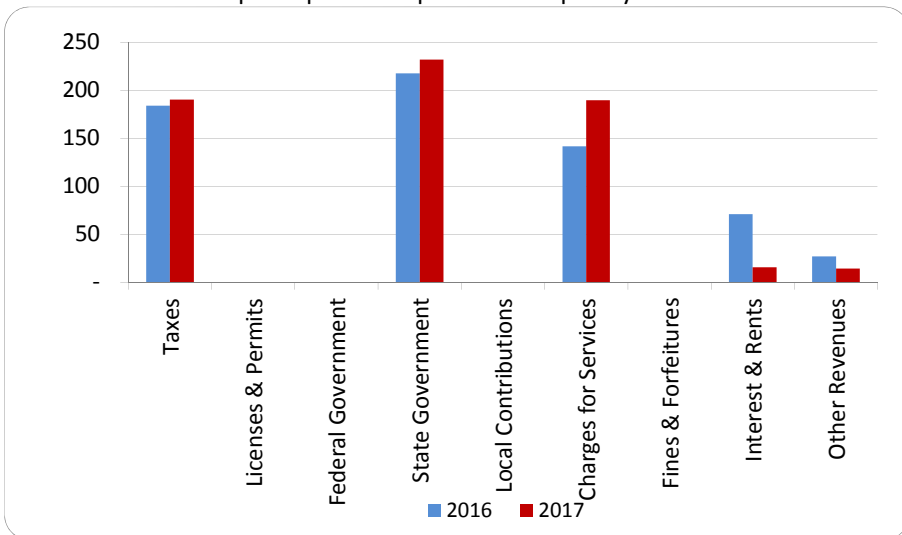
**1. Where our money comes from (all governmental funds)**



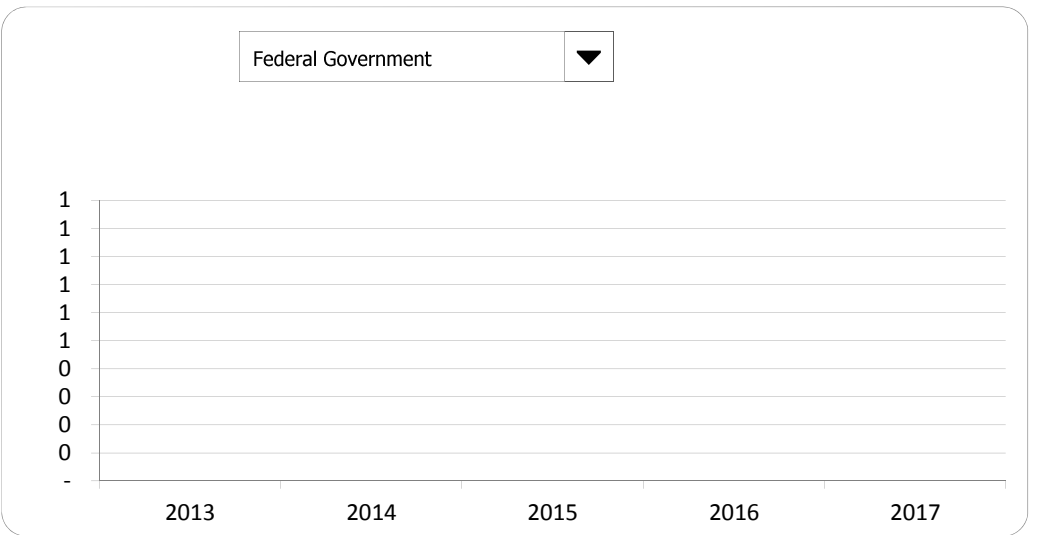
**2. Compared to the prior year**

	<u>2016</u>	<u>2017</u>	<u>% change</u>
Taxes	\$ 124,932	\$ 129,869	3.95%
Licenses & Permits	-	-	N/A
Federal Government	-	-	N/A
State Government	147,736	158,283	7.14%
Local Contributions	-	-	N/A
Charges for Services	96,218	129,248	34.33%
Fines & Forfeitures	-	-	N/A
Interest & Rents	48,120	10,535	-78.11%
Other Revenues	18,083	9,647	-46.65%
<b>Total Revenues</b>	<b>\$ 435,089</b>	<b>\$ 437,582</b>	<b>0.57%</b>

**3. Revenue sources per capita - compared to the prior year**



**4. Historical trends of individual sources**



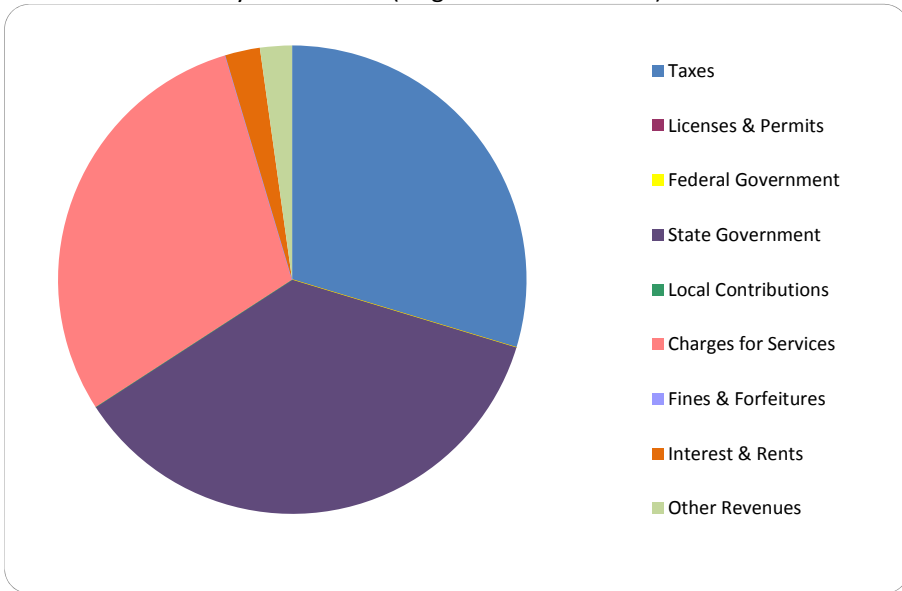
Commentary:

For more information on our unit's finances, contact Mindy Thomas at (989) 682-9227.

**CITIZEN'S GUIDE TO LOCAL UNIT FINANCES - Maple Rapids - Clinton (193050)**

**REVENUES**

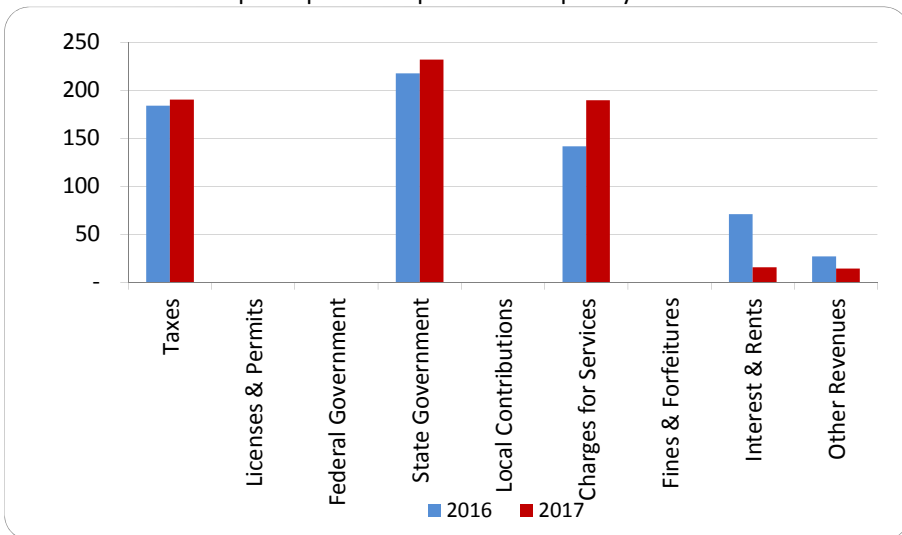
**1. Where our money comes from (all governmental funds)**



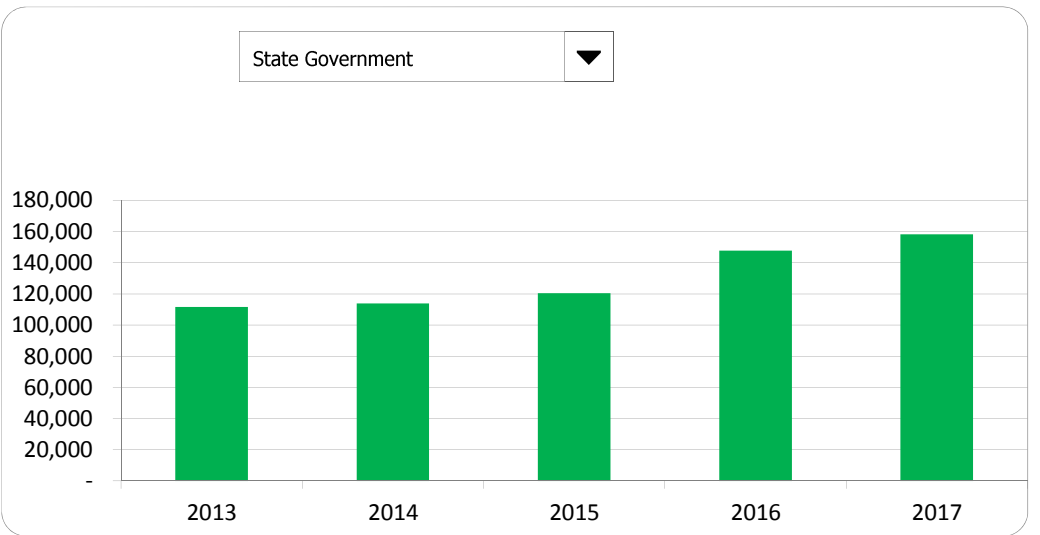
**2. Compared to the prior year**

	<u>2016</u>	<u>2017</u>	<u>% change</u>
Taxes	\$ 124,932	\$ 129,869	3.95%
Licenses & Permits	-	-	N/A
Federal Government	-	-	N/A
State Government	147,736	158,283	7.14%
Local Contributions	-	-	N/A
Charges for Services	96,218	129,248	34.33%
Fines & Forfeitures	-	-	N/A
Interest & Rents	48,120	10,535	-78.11%
Other Revenues	18,083	9,647	-46.65%
<b>Total Revenues</b>	<b>\$ 435,089</b>	<b>\$ 437,582</b>	<b>0.57%</b>

**3. Revenue sources per capita - compared to the prior year**



**4. Historical trends of individual sources**



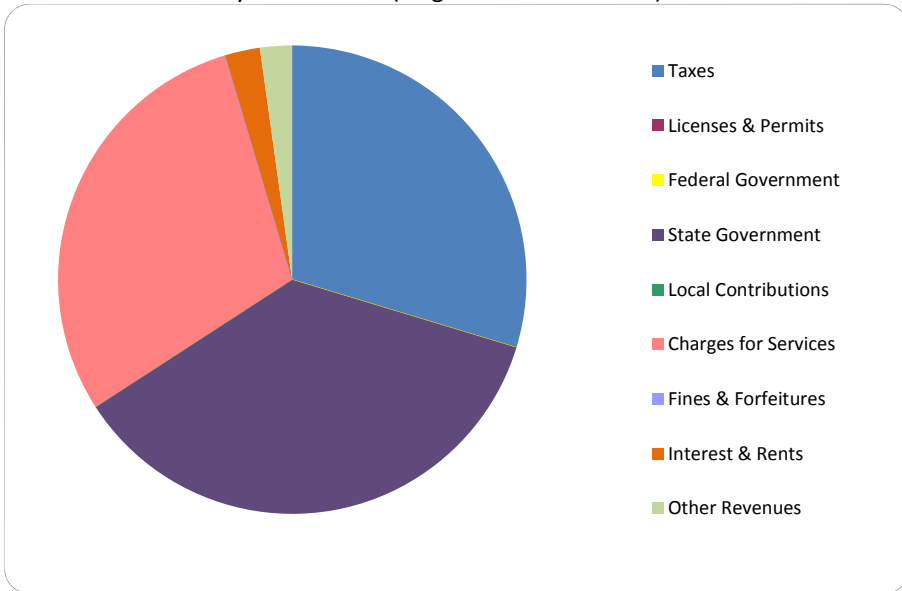
Commentary:

For more information on our unit's finances, contact Mindy Thomas at (989) 682-9227.

**CITIZEN'S GUIDE TO LOCAL UNIT FINANCES - Maple Rapids - Clinton (193050)**

**REVENUES**

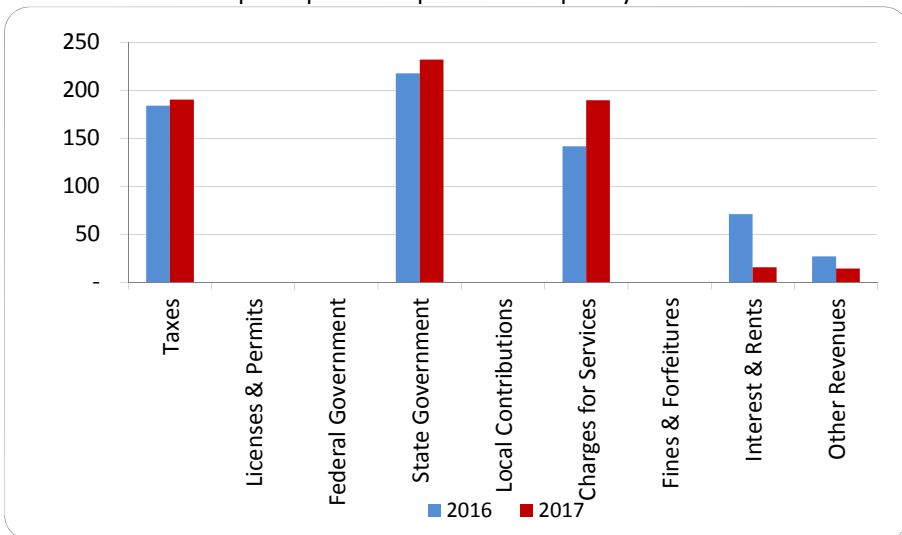
**1. Where our money comes from (all governmental funds)**



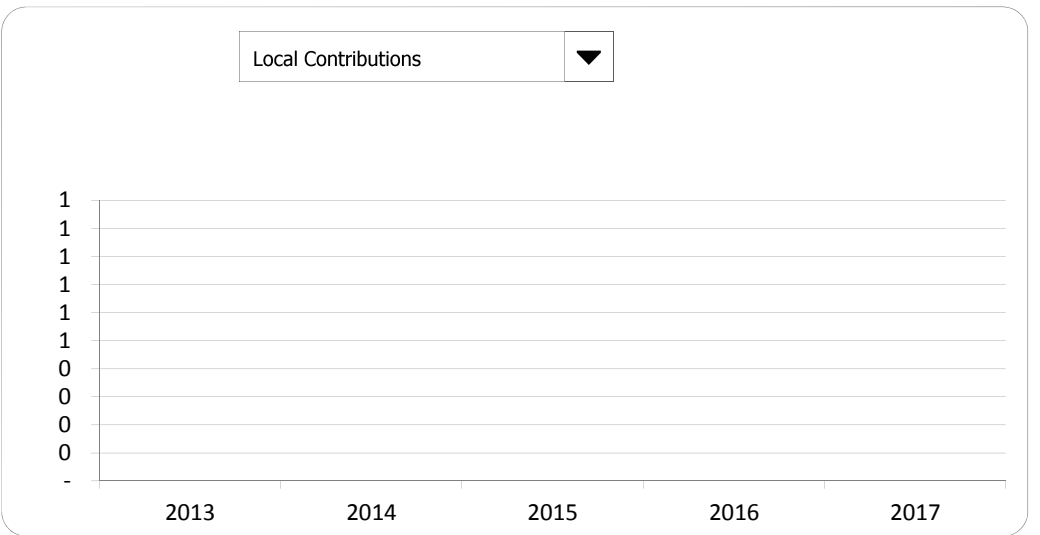
**2. Compared to the prior year**

	<u>2016</u>	<u>2017</u>	<u>% change</u>
Taxes	\$ 124,932	\$ 129,869	3.95%
Licenses & Permits	-	-	N/A
Federal Government	-	-	N/A
State Government	147,736	158,283	7.14%
Local Contributions	-	-	N/A
Charges for Services	96,218	129,248	34.33%
Fines & Forfeitures	-	-	N/A
Interest & Rents	48,120	10,535	-78.11%
Other Revenues	18,083	9,647	-46.65%
<b>Total Revenues</b>	<b>\$ 435,089</b>	<b>\$ 437,582</b>	<b>0.57%</b>

**3. Revenue sources per capita - compared to the prior year**



**4. Historical trends of individual sources**



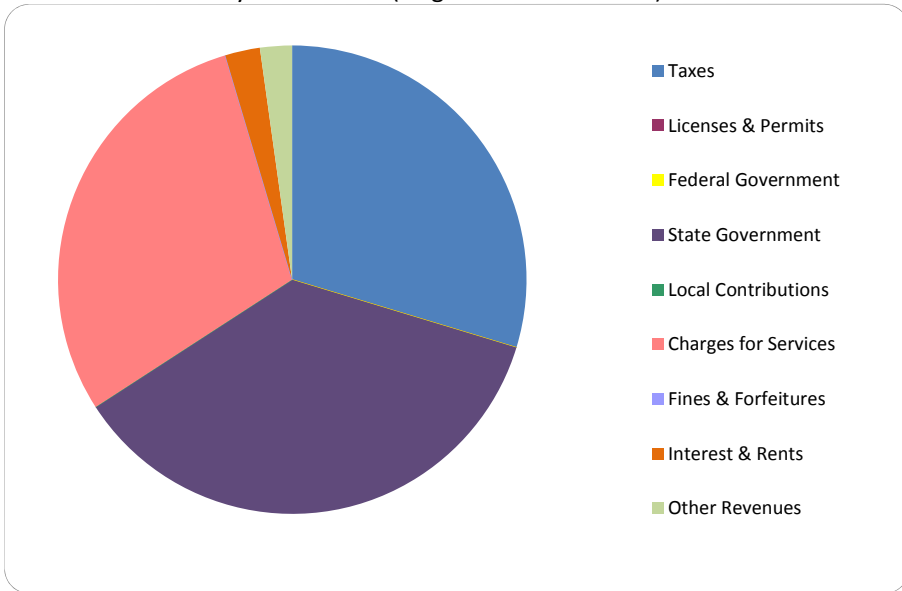
Commentary:

For more information on our unit's finances, contact Mindy Thomas at (989) 682-9227.

**CITIZEN'S GUIDE TO LOCAL UNIT FINANCES - Maple Rapids - Clinton (193050)**

**REVENUES**

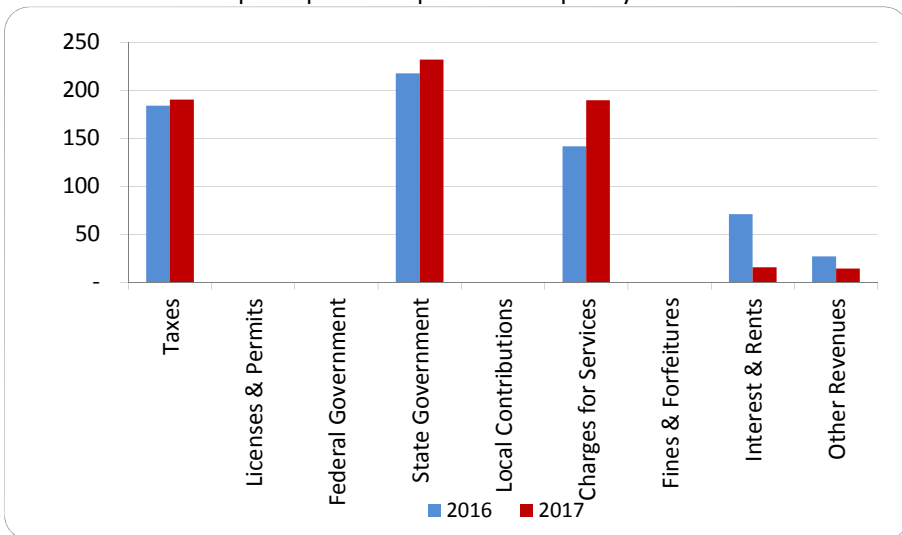
**1. Where our money comes from (all governmental funds)**



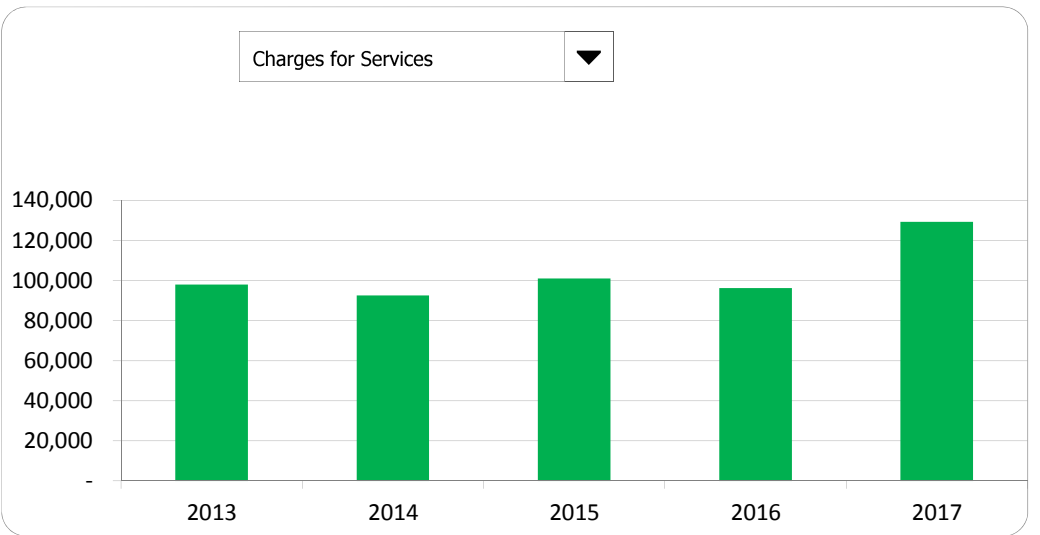
**2. Compared to the prior year**

	<u>2016</u>	<u>2017</u>	<u>% change</u>
Taxes	\$ 124,932	\$ 129,869	3.95%
Licenses & Permits	-	-	N/A
Federal Government	-	-	N/A
State Government	147,736	158,283	7.14%
Local Contributions	-	-	N/A
Charges for Services	96,218	129,248	34.33%
Fines & Forfeitures	-	-	N/A
Interest & Rents	48,120	10,535	-78.11%
Other Revenues	18,083	9,647	-46.65%
<b>Total Revenues</b>	<b>\$ 435,089</b>	<b>\$ 437,582</b>	<b>0.57%</b>

**3. Revenue sources per capita - compared to the prior year**



**4. Historical trends of individual sources**



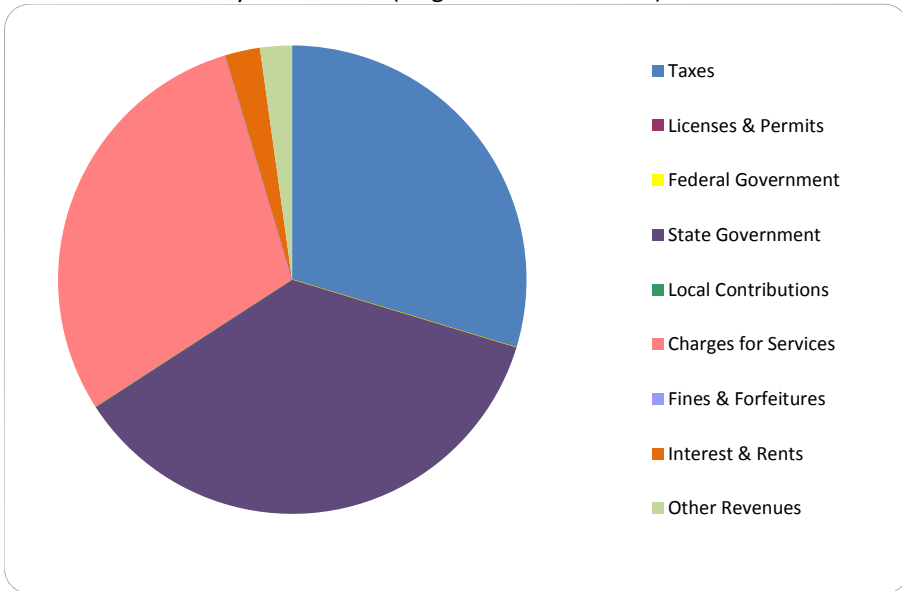
Commentary:

For more information on our unit's finances, contact Mindy Thomas at (989) 682-9227.

**CITIZEN'S GUIDE TO LOCAL UNIT FINANCES - Maple Rapids - Clinton (193050)**

**REVENUES**

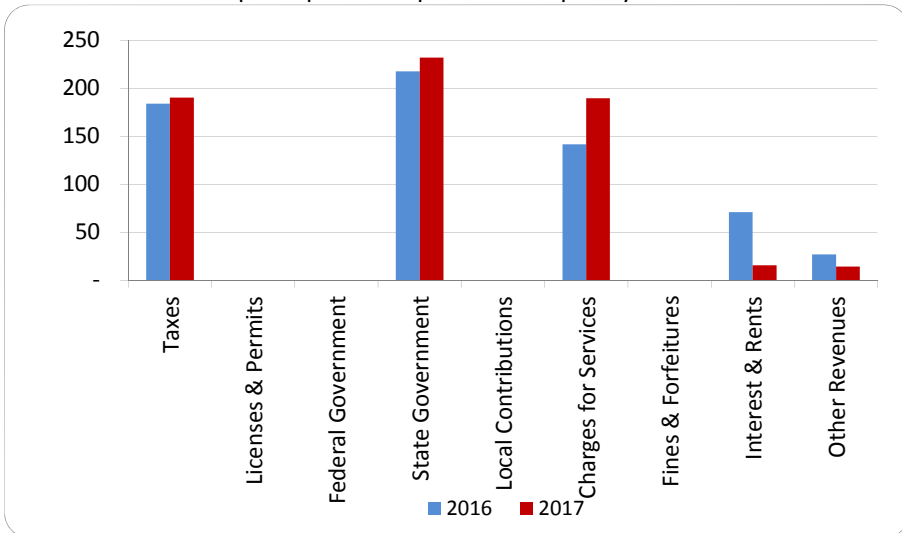
**1. Where our money comes from (all governmental funds)**



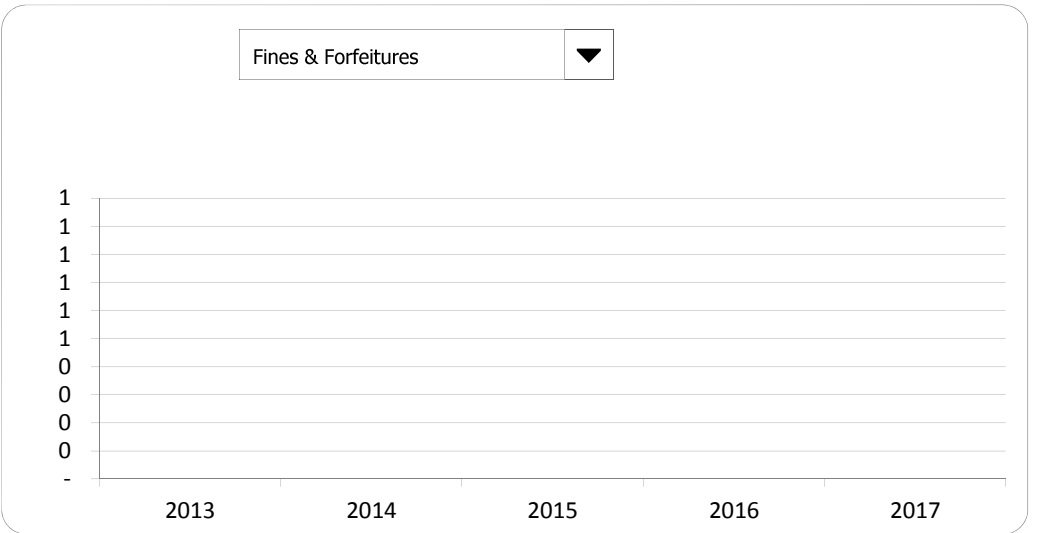
**2. Compared to the prior year**

	<u>2016</u>	<u>2017</u>	<u>% change</u>
Taxes	\$ 124,932	\$ 129,869	3.95%
Licenses & Permits	-	-	N/A
Federal Government	-	-	N/A
State Government	147,736	158,283	7.14%
Local Contributions	-	-	N/A
Charges for Services	96,218	129,248	34.33%
Fines & Forfeitures	-	-	N/A
Interest & Rents	48,120	10,535	-78.11%
Other Revenues	18,083	9,647	-46.65%
<b>Total Revenues</b>	<b>\$ 435,089</b>	<b>\$ 437,582</b>	<b>0.57%</b>

**3. Revenue sources per capita - compared to the prior year**



**4. Historical trends of individual sources**



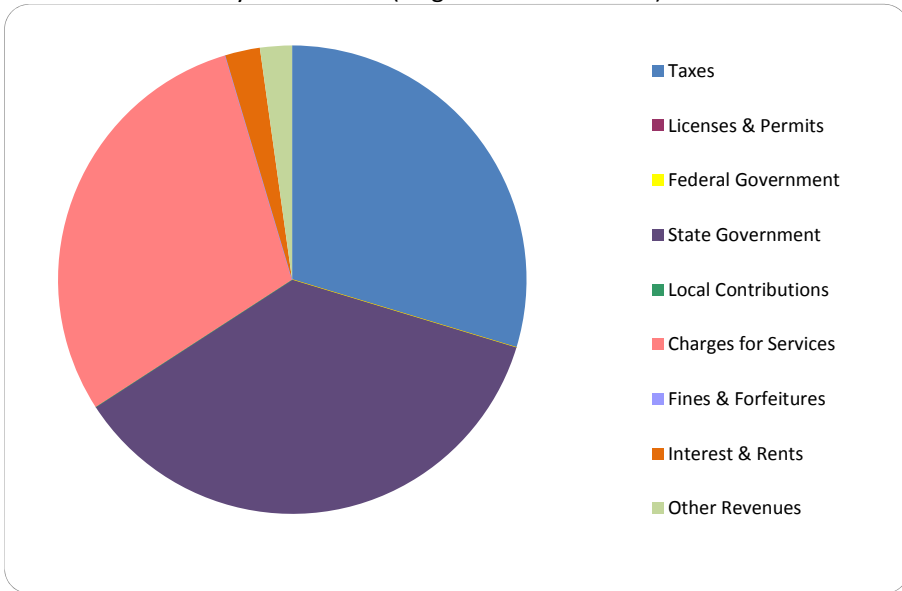
Commentary:

For more information on our unit's finances, contact Mindy Thomas at (989) 682-9227.

**CITIZEN'S GUIDE TO LOCAL UNIT FINANCES - Maple Rapids - Clinton (193050)**

**REVENUES**

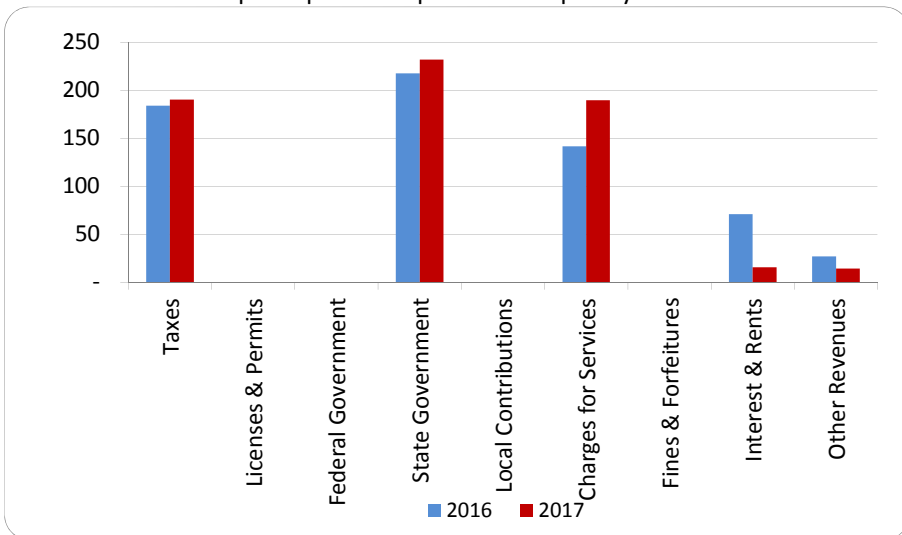
**1. Where our money comes from (all governmental funds)**



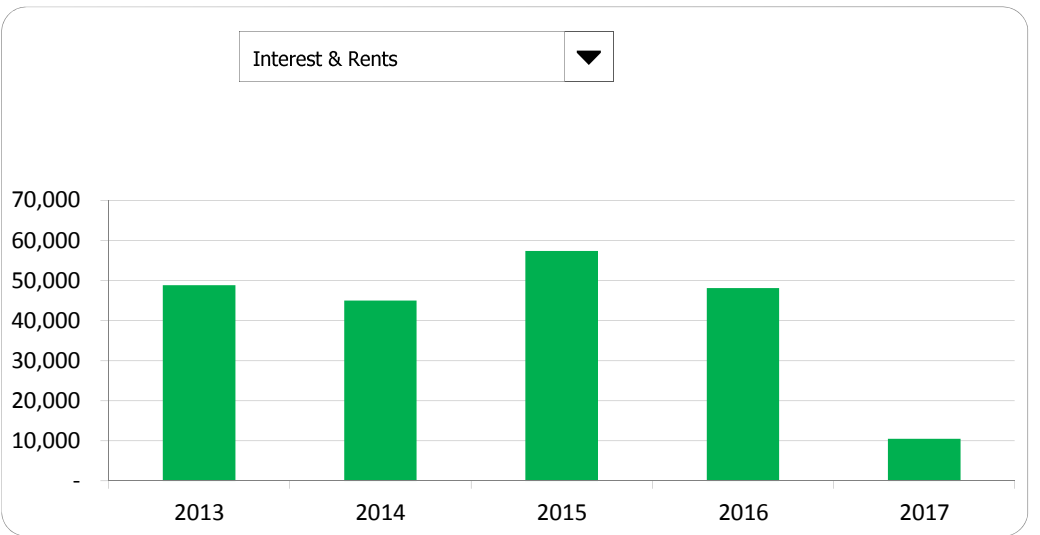
**2. Compared to the prior year**

	<u>2016</u>	<u>2017</u>	<u>% change</u>
Taxes	\$ 124,932	\$ 129,869	3.95%
Licenses & Permits	-	-	N/A
Federal Government	-	-	N/A
State Government	147,736	158,283	7.14%
Local Contributions	-	-	N/A
Charges for Services	96,218	129,248	34.33%
Fines & Forfeitures	-	-	N/A
Interest & Rents	48,120	10,535	-78.11%
Other Revenues	18,083	9,647	-46.65%
<b>Total Revenues</b>	<b>\$ 435,089</b>	<b>\$ 437,582</b>	<b>0.57%</b>

**3. Revenue sources per capita - compared to the prior year**



**4. Historical trends of individual sources**



Commentary:

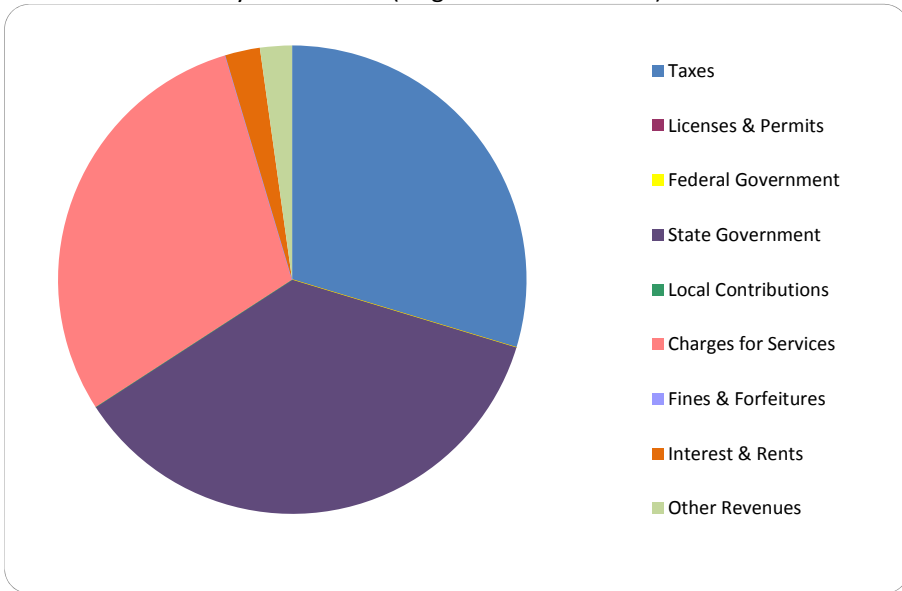
For more information on our unit's finances, contact Mindy Thomas at (989) 682-9227.



**CITIZEN'S GUIDE TO LOCAL UNIT FINANCES - Maple Rapids - Clinton (193050)**

**REVENUES**

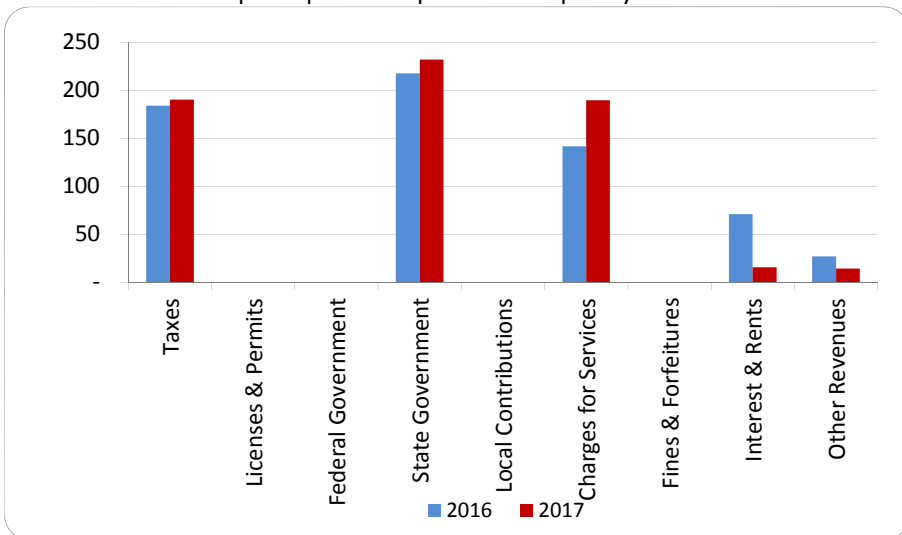
**1. Where our money comes from (all governmental funds)**



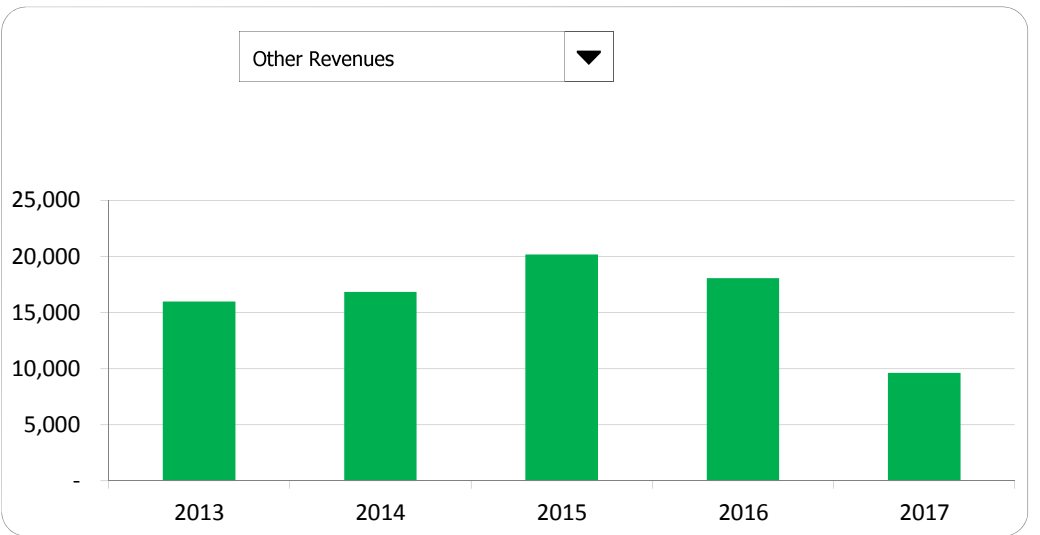
**2. Compared to the prior year**

	<u>2016</u>	<u>2017</u>	<u>% change</u>
Taxes	\$ 124,932	\$ 129,869	3.95%
Licenses & Permits	-	-	N/A
Federal Government	-	-	N/A
State Government	147,736	158,283	7.14%
Local Contributions	-	-	N/A
Charges for Services	96,218	129,248	34.33%
Fines & Forfeitures	-	-	N/A
Interest & Rents	48,120	10,535	-78.11%
Other Revenues	18,083	9,647	-46.65%
<b>Total Revenues</b>	<b>\$ 435,089</b>	<b>\$ 437,582</b>	<b>0.57%</b>

**3. Revenue sources per capita - compared to the prior year**



**4. Historical trends of individual sources**



Commentary:

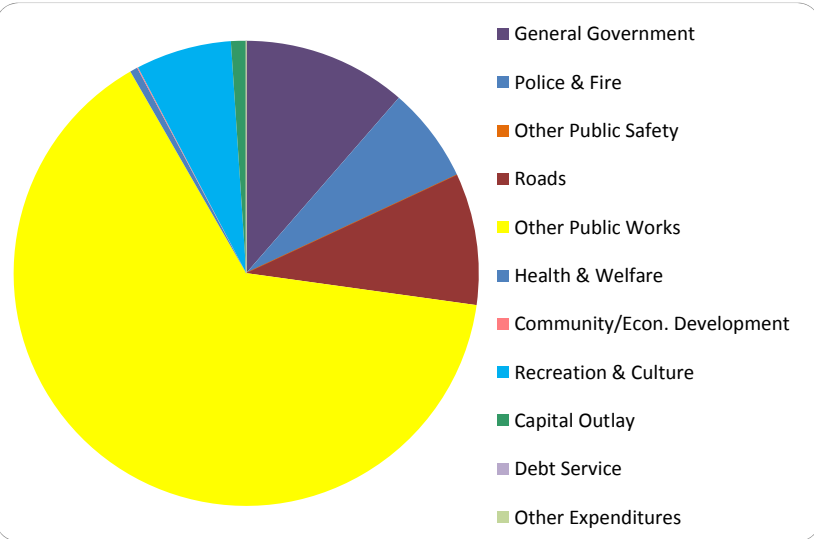
For more information on our unit's finances, contact Mindy Thomas at (989) 682-9227.

**CITIZEN'S GUIDE TO LOCAL UNIT FINANCES - Maple Rapids - Clinton (193050)**

**EXPENDITURES**

1. Where we spend our money (all governmental funds)

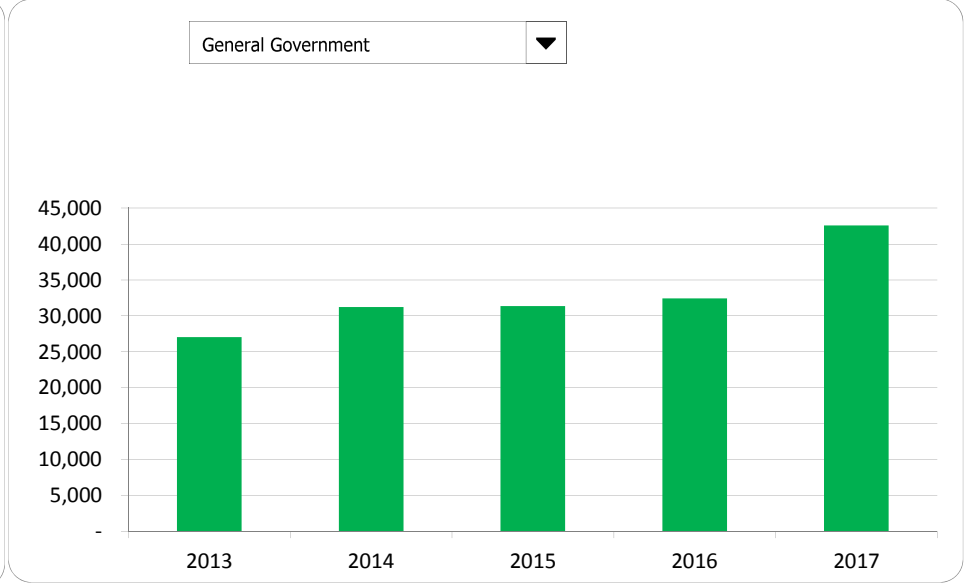
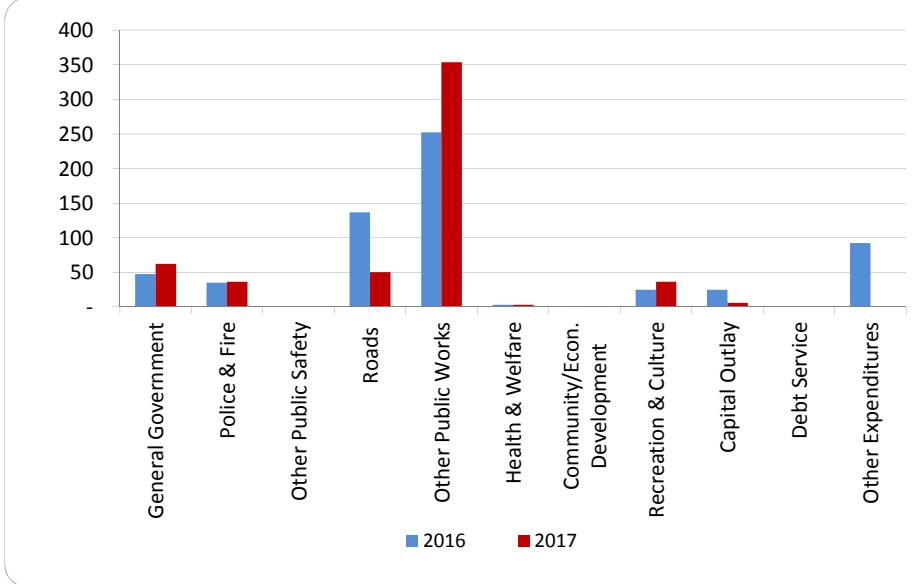
2. Compared to the prior year



	2016	2017	% change
General Government	\$ 32,403	\$ 42,609	31.50%
Police & Fire	23,921	24,919	4.17%
Other Public Safety	-	-	N/A
Roads	92,746	34,166	-63.16%
Other Public Works	171,410	241,339	40.80%
Health & Welfare	2,166	2,016	-6.93%
Community/Econ. Development	400	225	-43.75%
Recreation & Culture	17,022	24,909	46.33%
Capital Outlay	16,898	3,920	-76.80%
Debt Service	-	-	N/A
Other Expenditures	62,866	-	-100.00%
<b>Total Expenditures</b>	<b>\$ 419,832</b>	<b>\$ 374,103</b>	<b>-10.89%</b>

3. Spending per capita - compared to the prior year

4. Historical trends of individual departments:



Commentary:

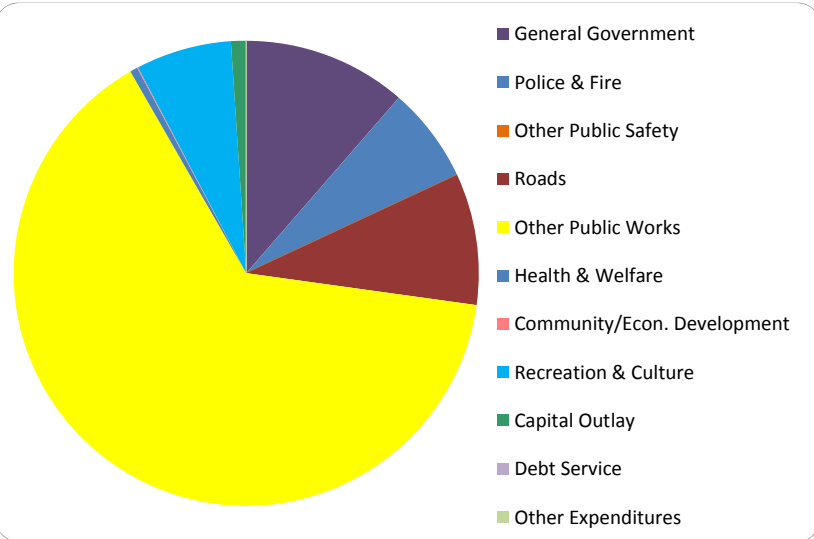
For more information on our unit's finances, contact Mindy Thomas at (989) 682-9227.

**CITIZEN'S GUIDE TO LOCAL UNIT FINANCES - Maple Rapids - Clinton (193050)**

**EXPENDITURES**

1. Where we spend our money (all governmental funds)

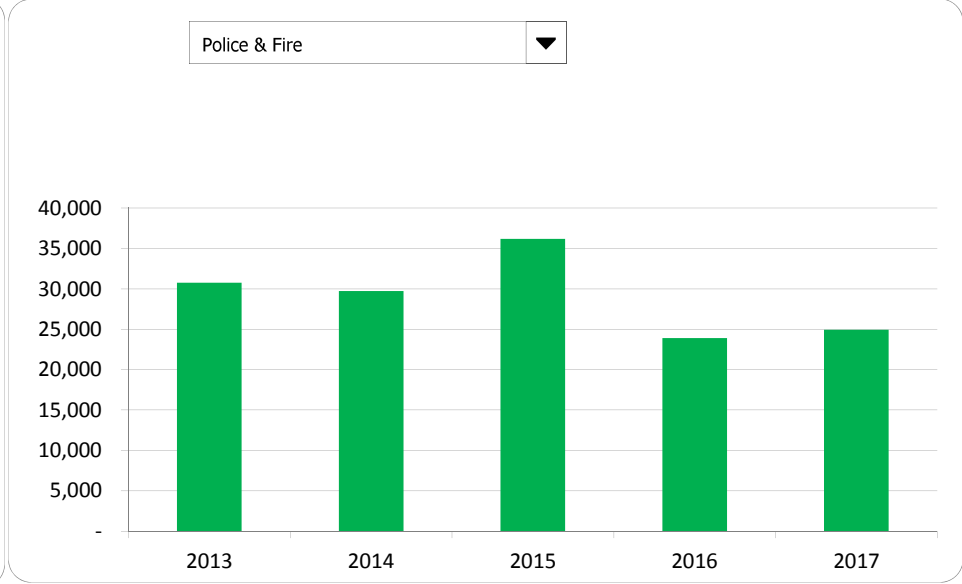
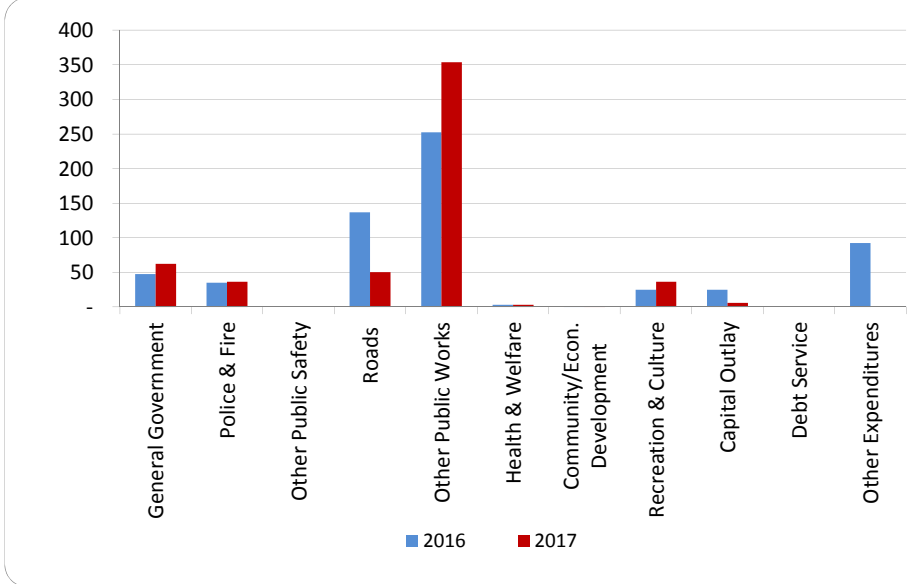
2. Compared to the prior year



	2016	2017	% change
General Government	\$ 32,403	\$ 42,609	31.50%
Police & Fire	23,921	24,919	4.17%
Other Public Safety	-	-	N/A
Roads	92,746	34,166	-63.16%
Other Public Works	171,410	241,339	40.80%
Health & Welfare	2,166	2,016	-6.93%
Community/Econ. Development	400	225	-43.75%
Recreation & Culture	17,022	24,909	46.33%
Capital Outlay	16,898	3,920	-76.80%
Debt Service	-	-	N/A
Other Expenditures	62,866	-	-100.00%
<b>Total Expenditures</b>	<b>\$ 419,832</b>	<b>\$ 374,103</b>	<b>-10.89%</b>

3. Spending per capita - compared to the prior year

4. Historical trends of individual departments:



Commentary:

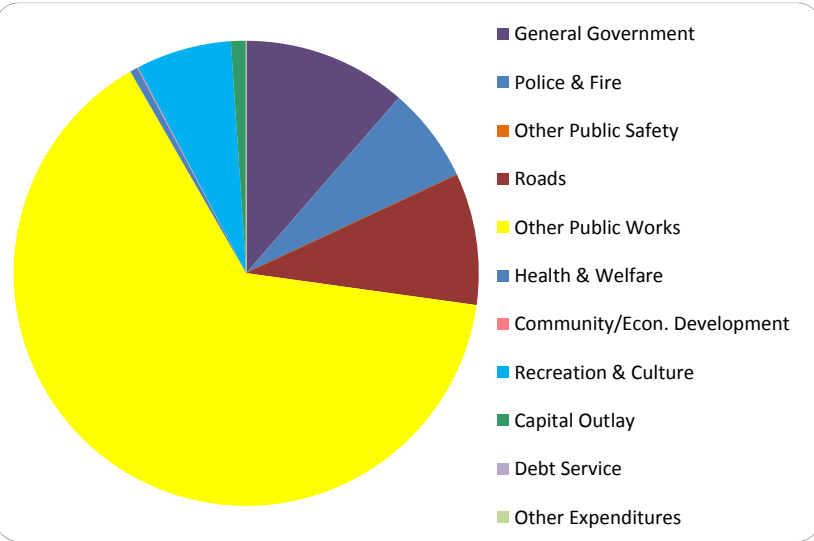
For more information on our unit's finances, contact Mindy Thomas at (989) 682-9227.

**CITIZEN'S GUIDE TO LOCAL UNIT FINANCES - Maple Rapids - Clinton (193050)**

**EXPENDITURES**

1. Where we spend our money (all governmental funds)

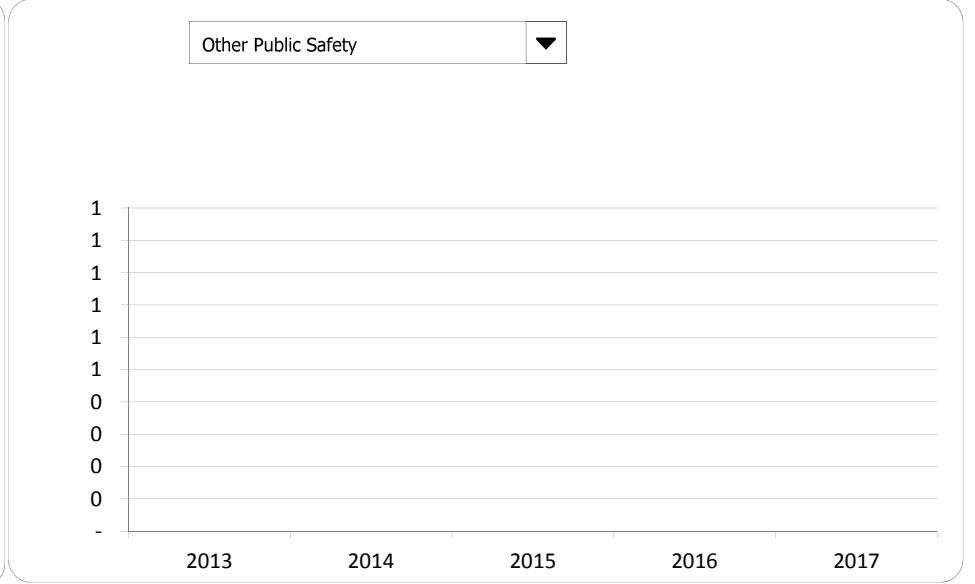
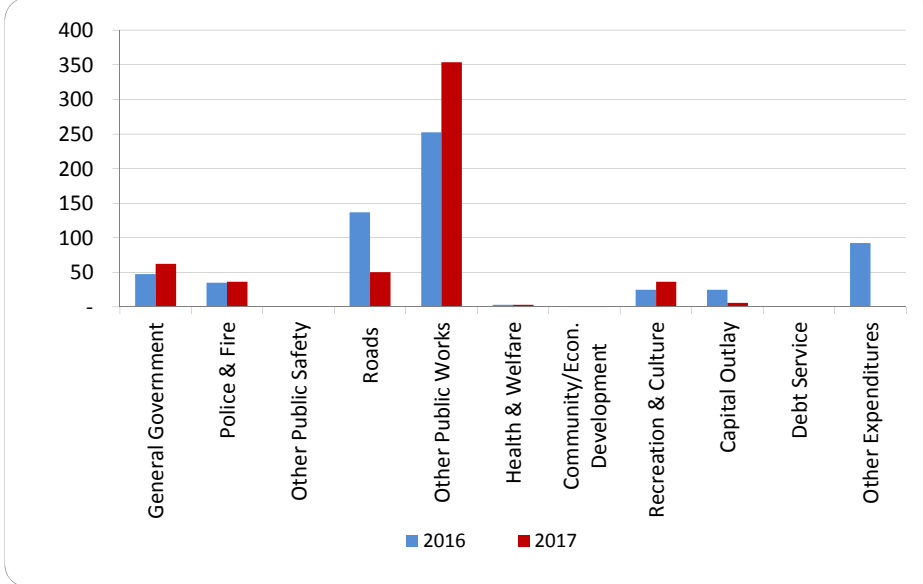
2. Compared to the prior year



	2016	2017	% change
General Government	\$ 32,403	\$ 42,609	31.50%
Police & Fire	23,921	24,919	4.17%
Other Public Safety	-	-	N/A
Roads	92,746	34,166	-63.16%
Other Public Works	171,410	241,339	40.80%
Health & Welfare	2,166	2,016	-6.93%
Community/Econ. Development	400	225	-43.75%
Recreation & Culture	17,022	24,909	46.33%
Capital Outlay	16,898	3,920	-76.80%
Debt Service	-	-	N/A
Other Expenditures	62,866	-	-100.00%
<b>Total Expenditures</b>	<b>\$ 419,832</b>	<b>\$ 374,103</b>	<b>-10.89%</b>

3. Spending per capita - compared to the prior year

4. Historical trends of individual departments:



Commentary:

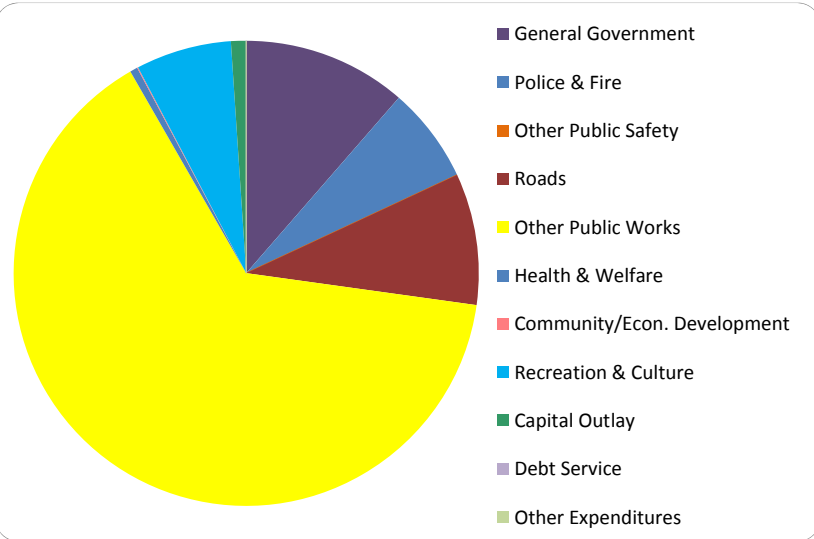
For more information on our unit's finances, contact Mindy Thomas at (989) 682-9227.

**CITIZEN'S GUIDE TO LOCAL UNIT FINANCES - Maple Rapids - Clinton (193050)**

**EXPENDITURES**

1. Where we spend our money (all governmental funds)

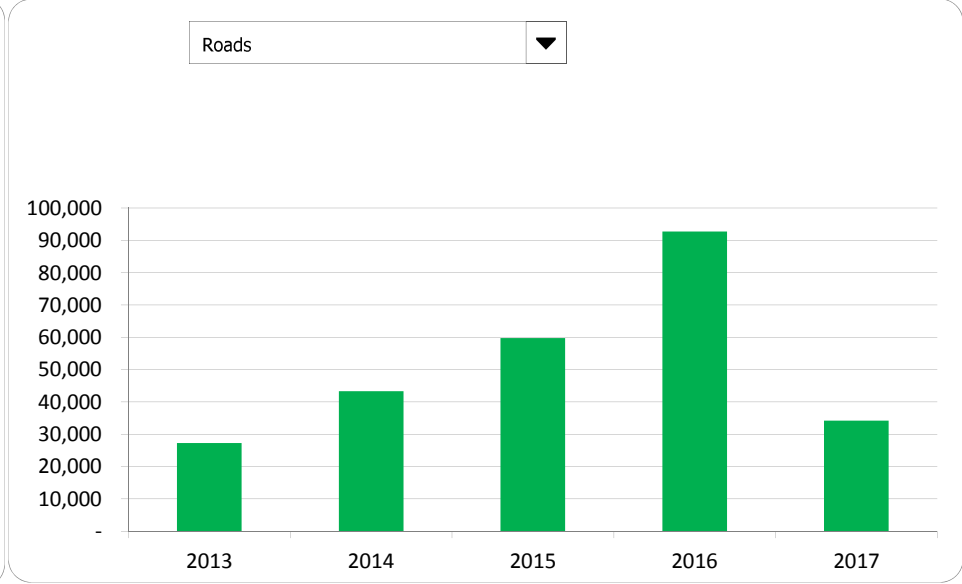
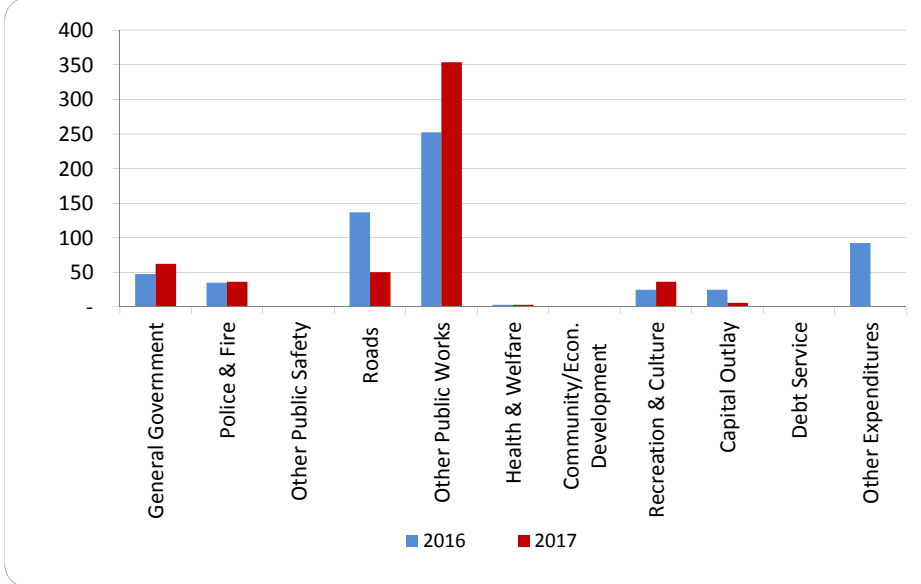
2. Compared to the prior year



	2016	2017	% change
General Government	\$ 32,403	\$ 42,609	31.50%
Police & Fire	23,921	24,919	4.17%
Other Public Safety	-	-	N/A
Roads	92,746	34,166	-63.16%
Other Public Works	171,410	241,339	40.80%
Health & Welfare	2,166	2,016	-6.93%
Community/Econ. Development	400	225	-43.75%
Recreation & Culture	17,022	24,909	46.33%
Capital Outlay	16,898	3,920	-76.80%
Debt Service	-	-	N/A
Other Expenditures	62,866	-	-100.00%
<b>Total Expenditures</b>	<b>\$ 419,832</b>	<b>\$ 374,103</b>	<b>-10.89%</b>

3. Spending per capita - compared to the prior year

4. Historical trends of individual departments:



Commentary:

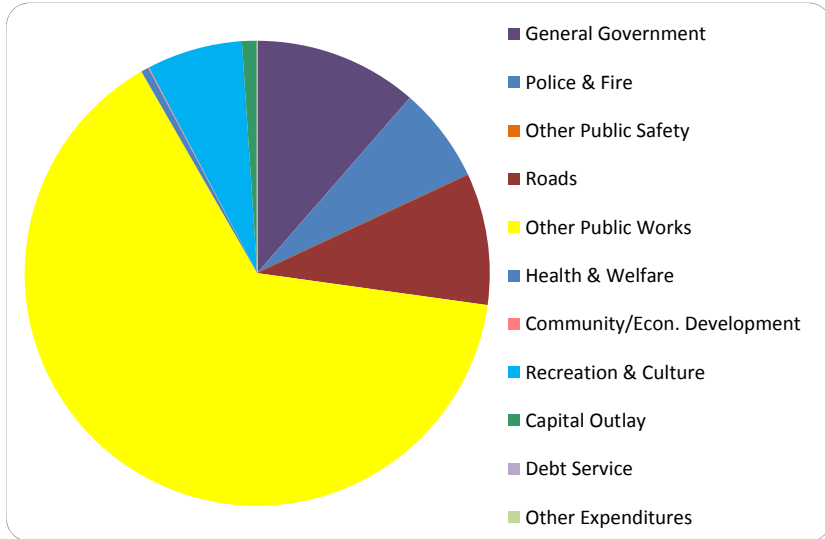
For more information on our unit's finances, contact Mindy Thomas at (989) 682-9227.

**CITIZEN'S GUIDE TO LOCAL UNIT FINANCES - Maple Rapids - Clinton (193050)**

**EXPENDITURES**

1. Where we spend our money (all governmental funds)

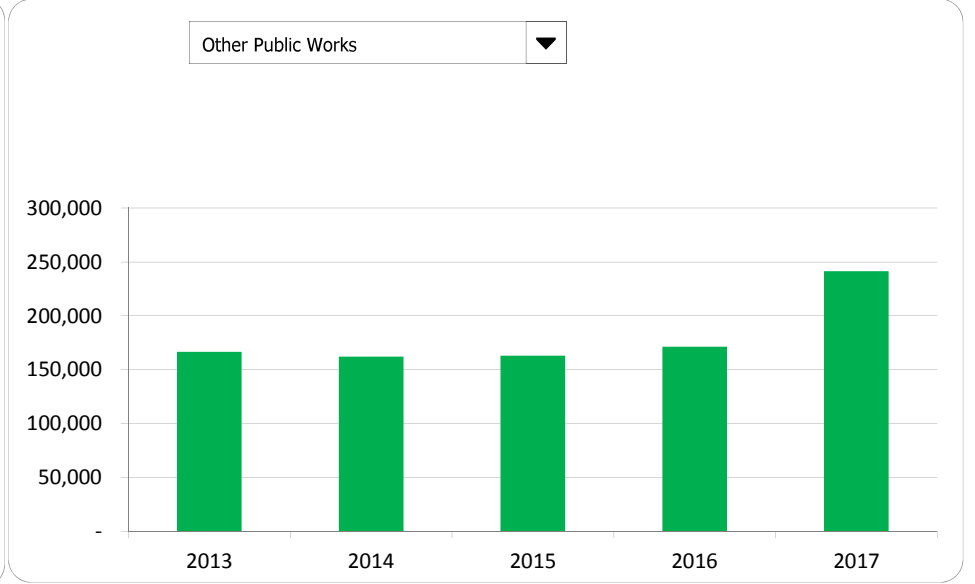
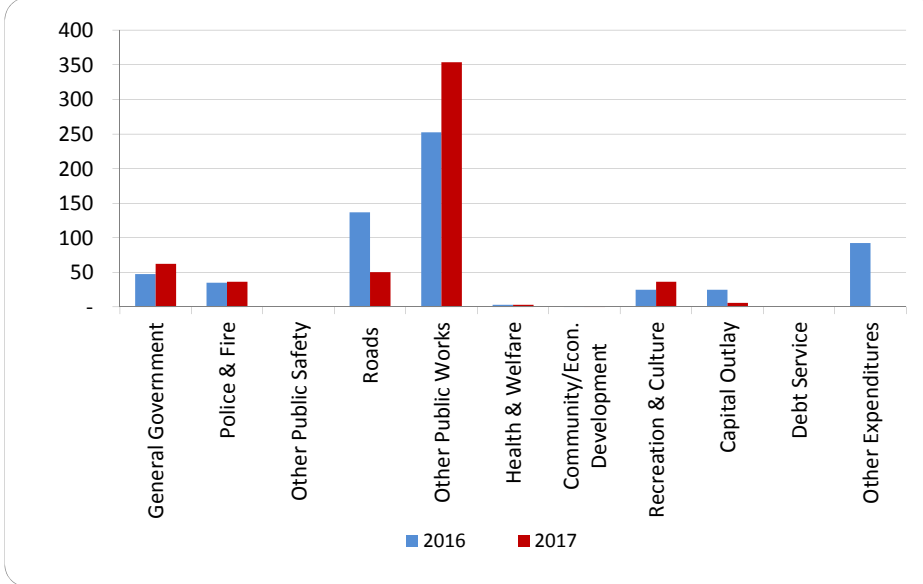
2. Compared to the prior year



	2016	2017	% change
General Government	\$ 32,403	\$ 42,609	31.50%
Police & Fire	23,921	24,919	4.17%
Other Public Safety	-	-	N/A
Roads	92,746	34,166	-63.16%
Other Public Works	171,410	241,339	40.80%
Health & Welfare	2,166	2,016	-6.93%
Community/Econ. Development	400	225	-43.75%
Recreation & Culture	17,022	24,909	46.33%
Capital Outlay	16,898	3,920	-76.80%
Debt Service	-	-	N/A
Other Expenditures	62,866	-	-100.00%
<b>Total Expenditures</b>	<b>\$ 419,832</b>	<b>\$ 374,103</b>	<b>-10.89%</b>

3. Spending per capita - compared to the prior year

4. Historical trends of individual departments:



Commentary:

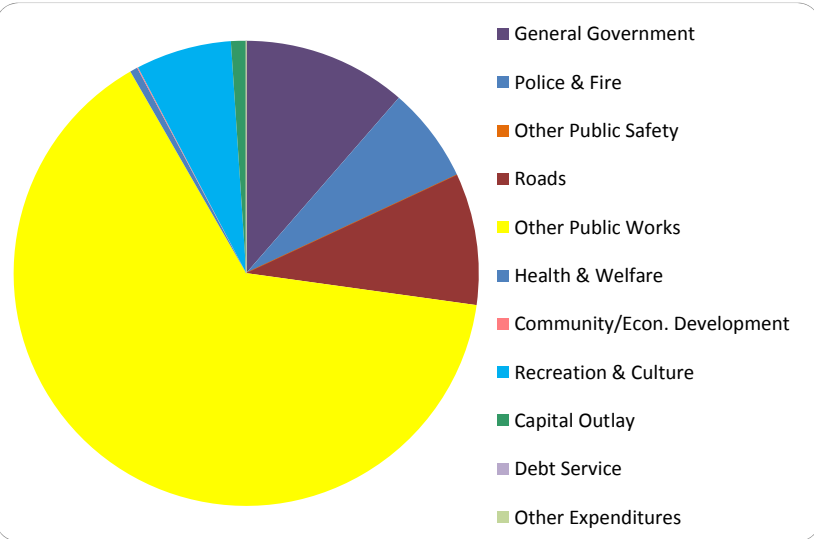
For more information on our unit's finances, contact Mindy Thomas at (989) 682-9227.

**CITIZEN'S GUIDE TO LOCAL UNIT FINANCES - Maple Rapids - Clinton (193050)**

**EXPENDITURES**

1. Where we spend our money (all governmental funds)

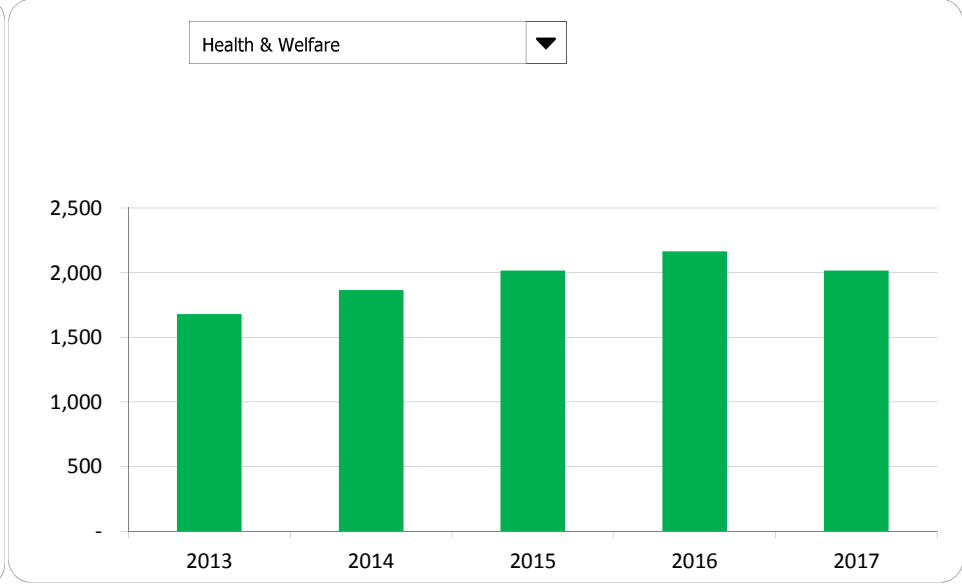
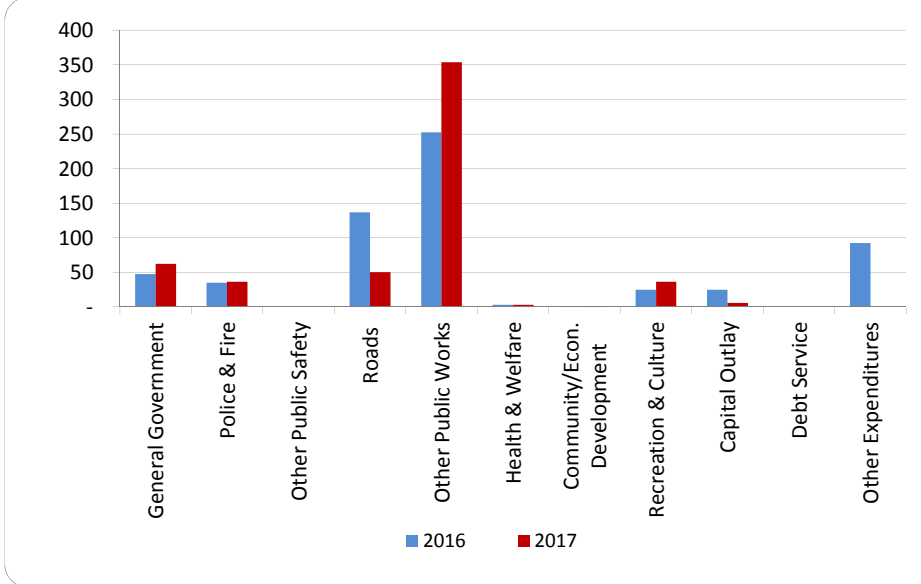
2. Compared to the prior year



	2016	2017	% change
General Government	\$ 32,403	\$ 42,609	31.50%
Police & Fire	23,921	24,919	4.17%
Other Public Safety	-	-	N/A
Roads	92,746	34,166	-63.16%
Other Public Works	171,410	241,339	40.80%
Health & Welfare	2,166	2,016	-6.93%
Community/Econ. Development	400	225	-43.75%
Recreation & Culture	17,022	24,909	46.33%
Capital Outlay	16,898	3,920	-76.80%
Debt Service	-	-	N/A
Other Expenditures	62,866	-	-100.00%
<b>Total Expenditures</b>	<b>\$ 419,832</b>	<b>\$ 374,103</b>	<b>-10.89%</b>

3. Spending per capita - compared to the prior year

4. Historical trends of individual departments:



Commentary:

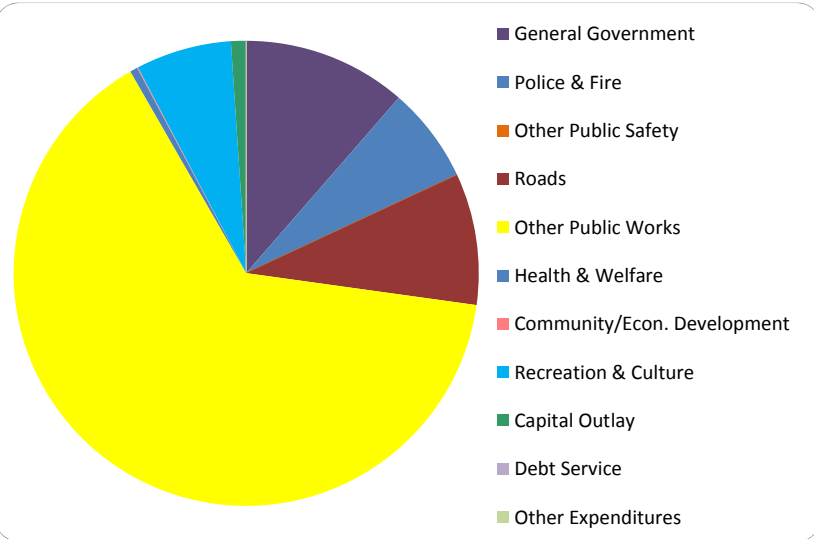
For more information on our unit's finances, contact Mindy Thomas at (989) 682-9227.

**CITIZEN'S GUIDE TO LOCAL UNIT FINANCES - Maple Rapids - Clinton (193050)**

**EXPENDITURES**

1. Where we spend our money (all governmental funds)

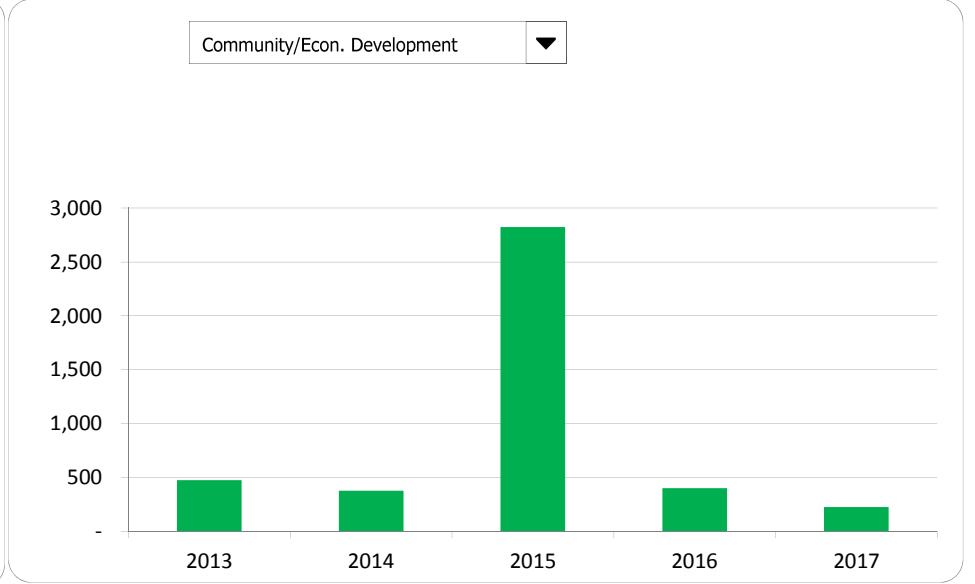
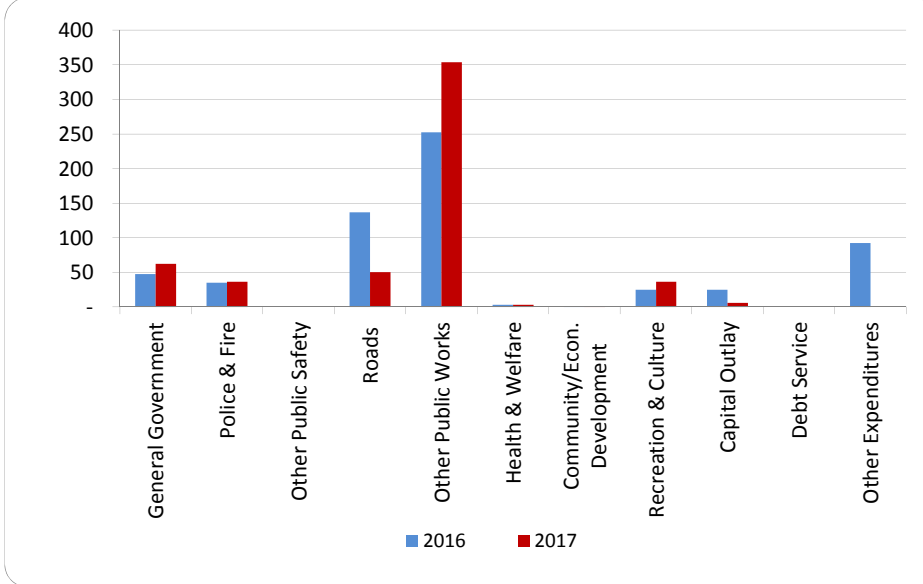
2. Compared to the prior year



	2016	2017	% change
General Government	\$ 32,403	\$ 42,609	31.50%
Police & Fire	23,921	24,919	4.17%
Other Public Safety	-	-	N/A
Roads	92,746	34,166	-63.16%
Other Public Works	171,410	241,339	40.80%
Health & Welfare	2,166	2,016	-6.93%
Community/Econ. Development	400	225	-43.75%
Recreation & Culture	17,022	24,909	46.33%
Capital Outlay	16,898	3,920	-76.80%
Debt Service	-	-	N/A
Other Expenditures	62,866	-	-100.00%
<b>Total Expenditures</b>	<b>\$ 419,832</b>	<b>\$ 374,103</b>	<b>-10.89%</b>

3. Spending per capita - compared to the prior year

4. Historical trends of individual departments:



Commentary:

For more information on our unit's finances, contact Mindy Thomas at (989) 682-9227.

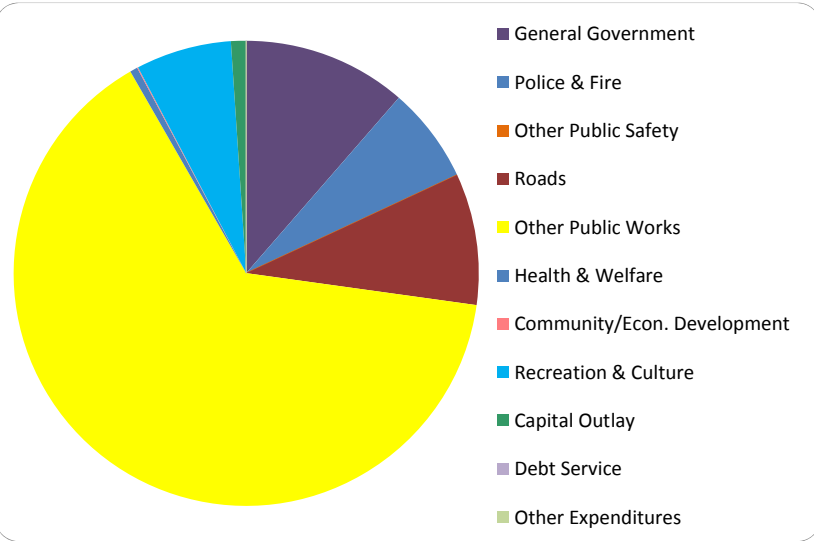


**CITIZEN'S GUIDE TO LOCAL UNIT FINANCES - Maple Rapids - Clinton (193050)**

**EXPENDITURES**

1. Where we spend our money (all governmental funds)

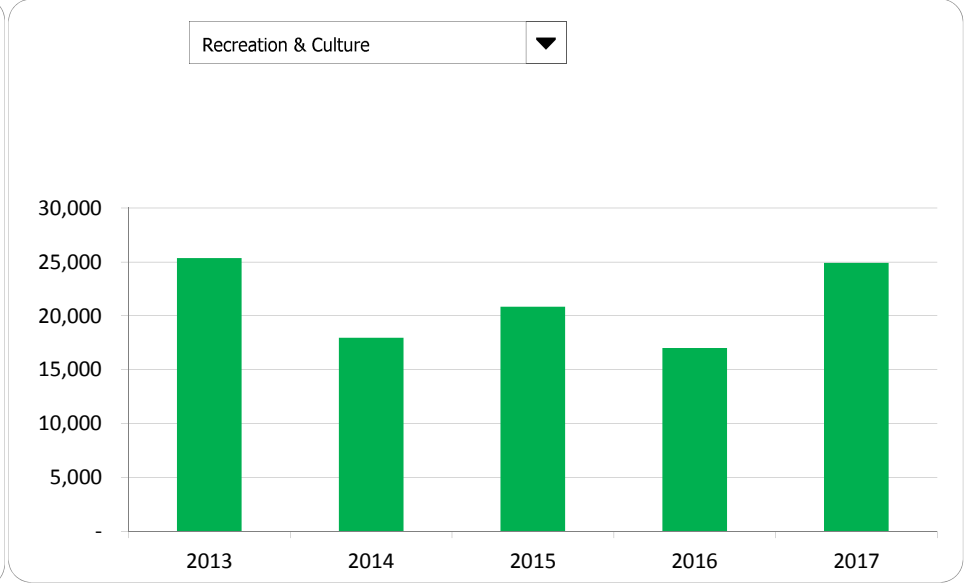
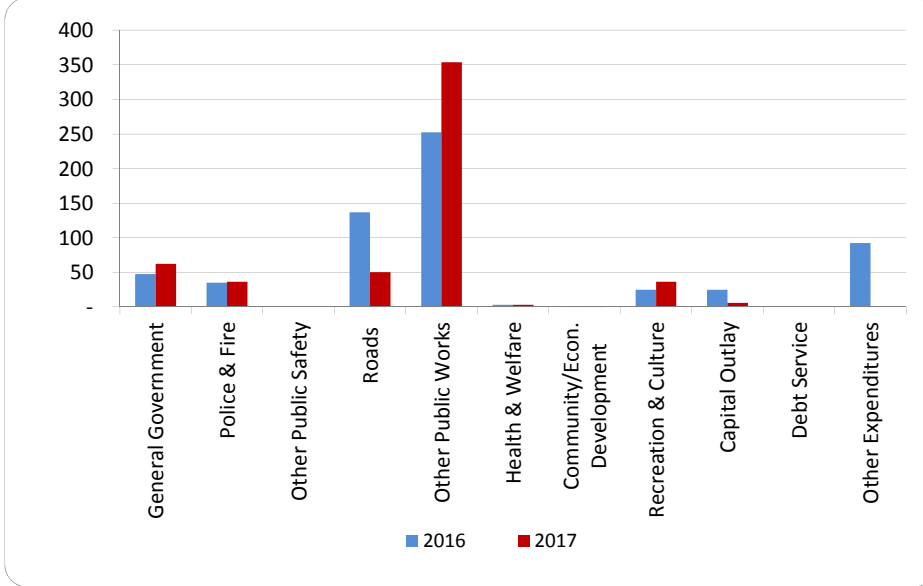
2. Compared to the prior year



	2016	2017	% change
General Government	\$ 32,403	\$ 42,609	31.50%
Police & Fire	23,921	24,919	4.17%
Other Public Safety	-	-	N/A
Roads	92,746	34,166	-63.16%
Other Public Works	171,410	241,339	40.80%
Health & Welfare	2,166	2,016	-6.93%
Community/Econ. Development	400	225	-43.75%
Recreation & Culture	17,022	24,909	46.33%
Capital Outlay	16,898	3,920	-76.80%
Debt Service	-	-	N/A
Other Expenditures	62,866	-	-100.00%
<b>Total Expenditures</b>	<b>\$ 419,832</b>	<b>\$ 374,103</b>	<b>-10.89%</b>

3. Spending per capita - compared to the prior year

4. Historical trends of individual departments:



Commentary:

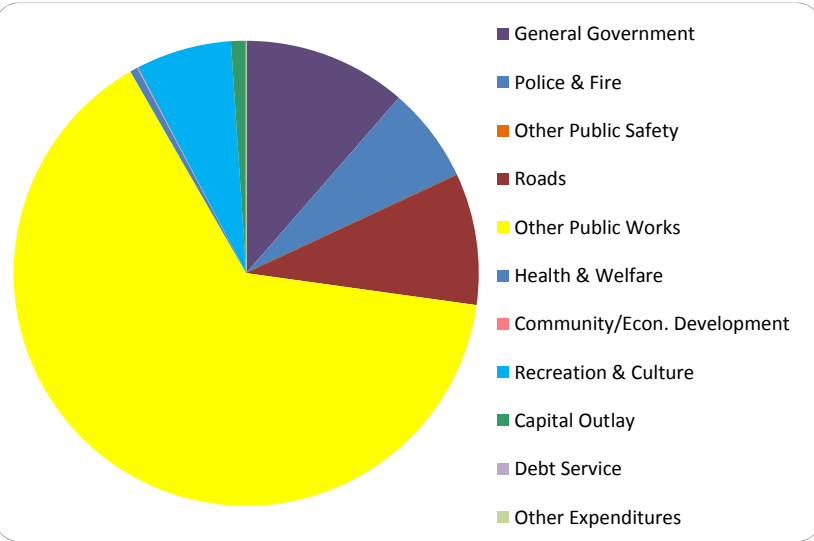
For more information on our unit's finances, contact Mindy Thomas at (989) 682-9227.

**CITIZEN'S GUIDE TO LOCAL UNIT FINANCES - Maple Rapids - Clinton (193050)**

**EXPENDITURES**

1. Where we spend our money (all governmental funds)

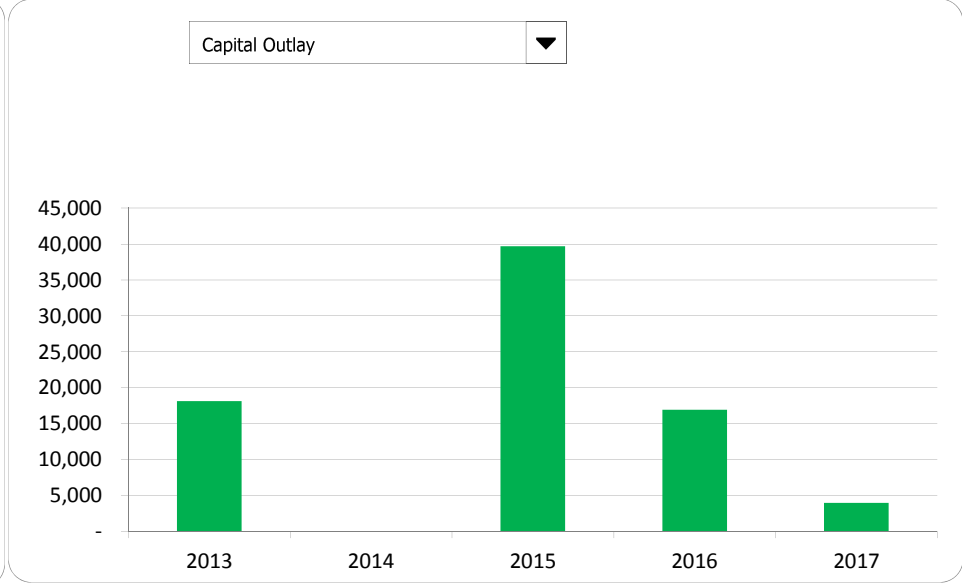
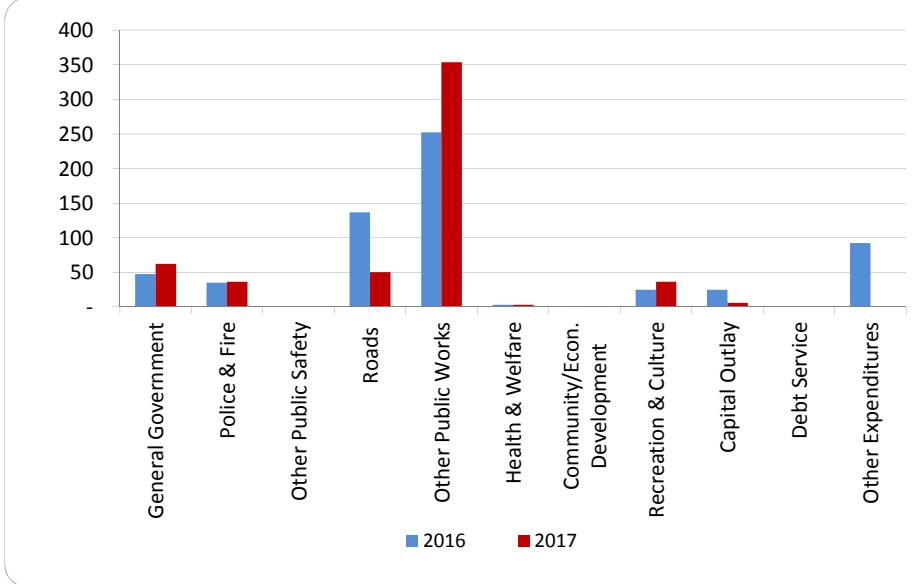
2. Compared to the prior year



	2016	2017	% change
General Government	\$ 32,403	\$ 42,609	31.50%
Police & Fire	23,921	24,919	4.17%
Other Public Safety	-	-	N/A
Roads	92,746	34,166	-63.16%
Other Public Works	171,410	241,339	40.80%
Health & Welfare	2,166	2,016	-6.93%
Community/Econ. Development	400	225	-43.75%
Recreation & Culture	17,022	24,909	46.33%
Capital Outlay	16,898	3,920	-76.80%
Debt Service	-	-	N/A
Other Expenditures	62,866	-	-100.00%
<b>Total Expenditures</b>	<b>\$ 419,832</b>	<b>\$ 374,103</b>	<b>-10.89%</b>

3. Spending per capita - compared to the prior year

4. Historical trends of individual departments:



Commentary:

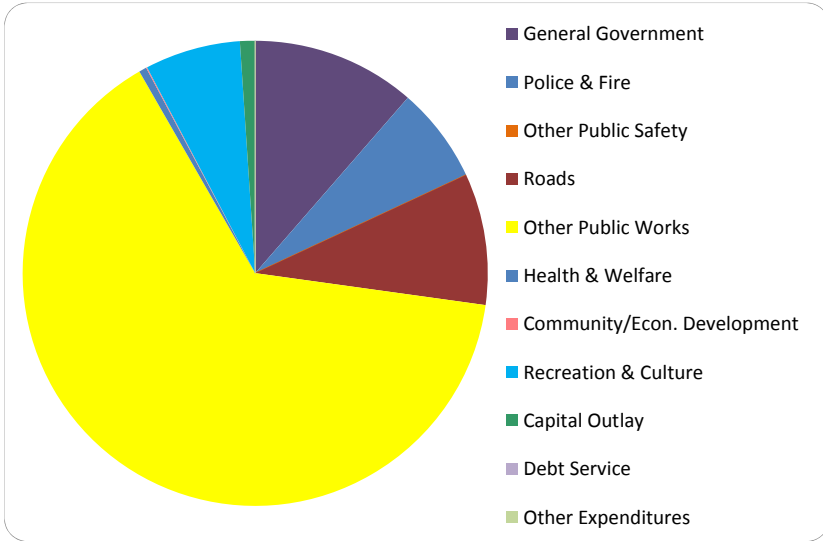
For more information on our unit's finances, contact Mindy Thomas at (989) 682-9227.

**CITIZEN'S GUIDE TO LOCAL UNIT FINANCES - Maple Rapids - Clinton (193050)**

**EXPENDITURES**

1. Where we spend our money (all governmental funds)


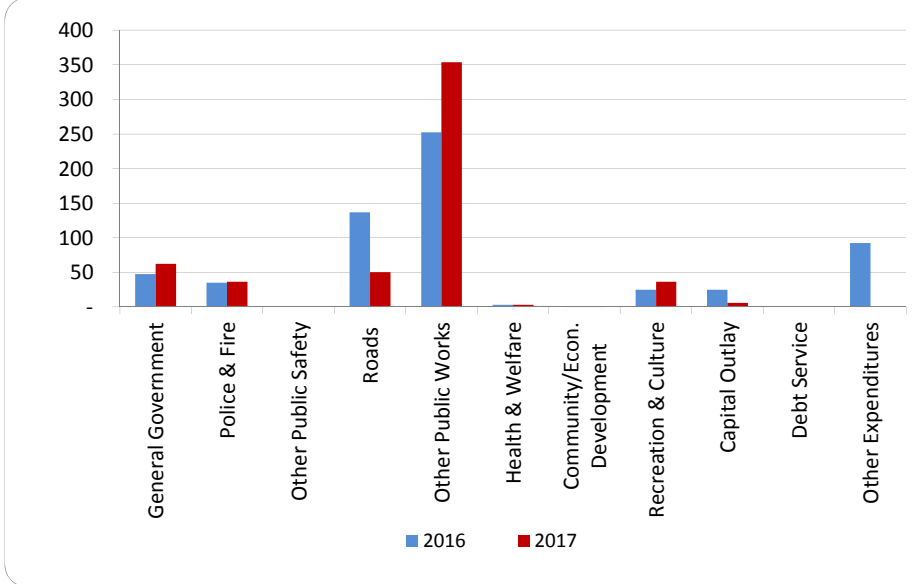
2. Compared to the prior year



	2016	2017	% change
General Government	\$ 32,403	\$ 42,609	31.50%
Police & Fire	23,921	24,919	4.17%
Other Public Safety	-	-	N/A
Roads	92,746	34,166	-63.16%
Other Public Works	171,410	241,339	40.80%
Health & Welfare	2,166	2,016	-6.93%
Community/Econ. Development	400	225	-43.75%
Recreation & Culture	17,022	24,909	46.33%
Capital Outlay	16,898	3,920	-76.80%
Debt Service	-	-	N/A
Other Expenditures	62,866	-	-100.00%
<b>Total Expenditures</b>	<b>\$ 419,832</b>	<b>\$ 374,103</b>	<b>-10.89%</b>

3. Spending per capita - compared to the prior year

4. Historical trends of individual departments:



Commentary:

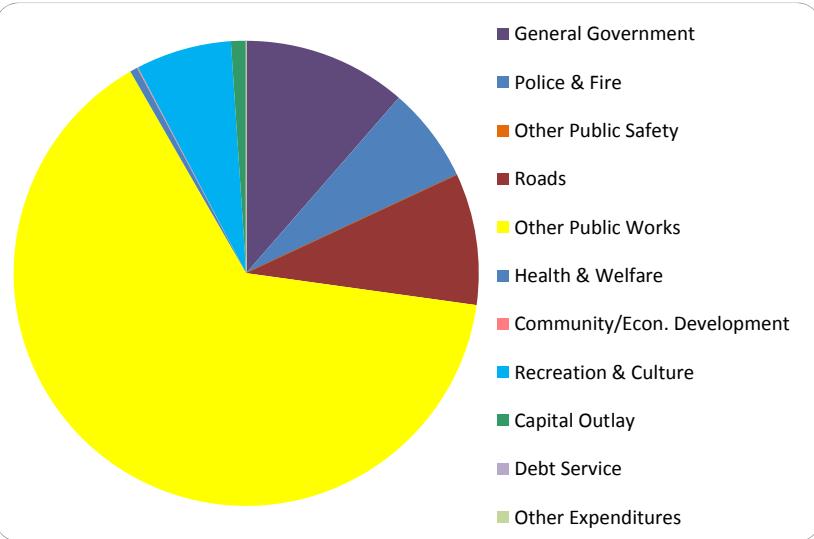
For more information on our unit's finances, contact Mindy Thomas at (989) 682-9227.

**CITIZEN'S GUIDE TO LOCAL UNIT FINANCES - Maple Rapids - Clinton (193050)**

**EXPENDITURES**

1. Where we spend our money (all governmental funds)

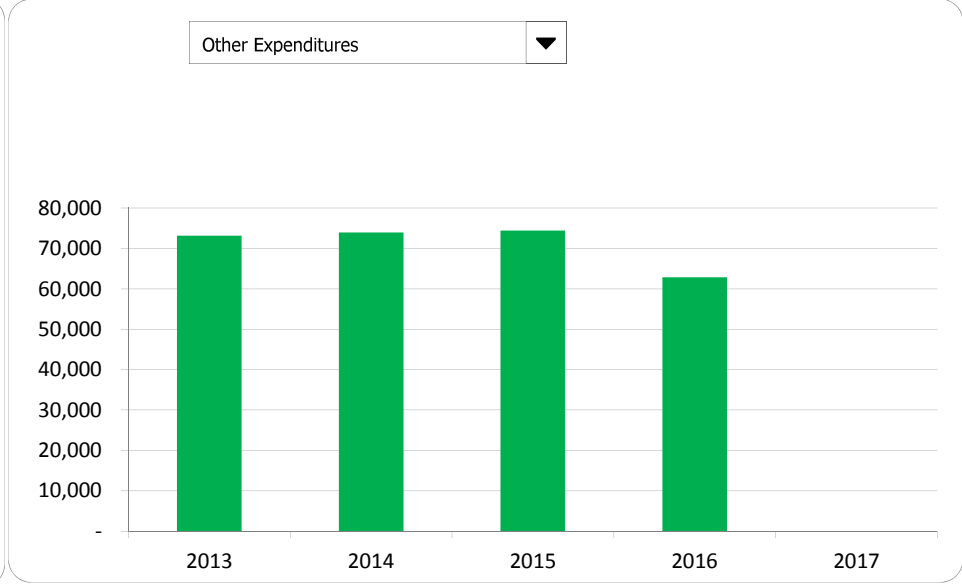
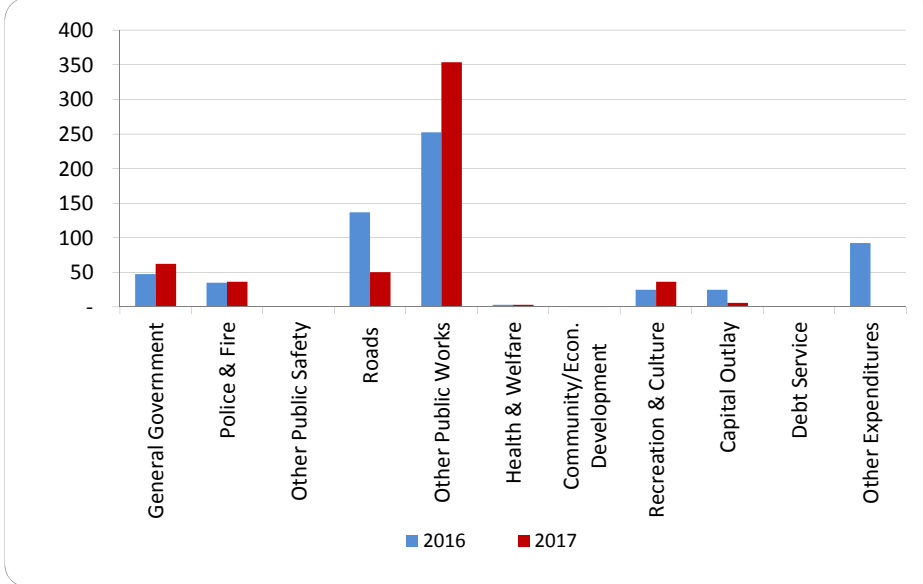
2. Compared to the prior year



	2016	2017	% change
General Government	\$ 32,403	\$ 42,609	31.50%
Police & Fire	23,921	24,919	4.17%
Other Public Safety	-	-	N/A
Roads	92,746	34,166	-63.16%
Other Public Works	171,410	241,339	40.80%
Health & Welfare	2,166	2,016	-6.93%
Community/Econ. Development	400	225	-43.75%
Recreation & Culture	17,022	24,909	46.33%
Capital Outlay	16,898	3,920	-76.80%
Debt Service	-	-	N/A
Other Expenditures	62,866	-	-100.00%
<b>Total Expenditures</b>	<b>\$ 419,832</b>	<b>\$ 374,103</b>	<b>-10.89%</b>

3. Spending per capita - compared to the prior year

4. Historical trends of individual departments:



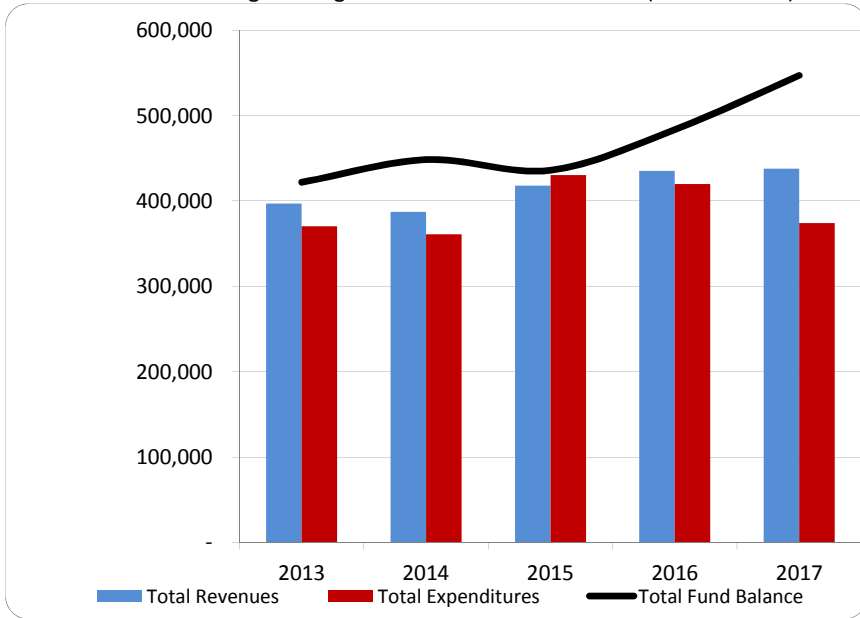
Commentary:

For more information on our unit's finances, contact Mindy Thomas at (989) 682-9227.

**CITIZEN'S GUIDE TO LOCAL UNIT FINANCES - Maple Rapids - Clinton (193050)**

**FINANCIAL POSITION**

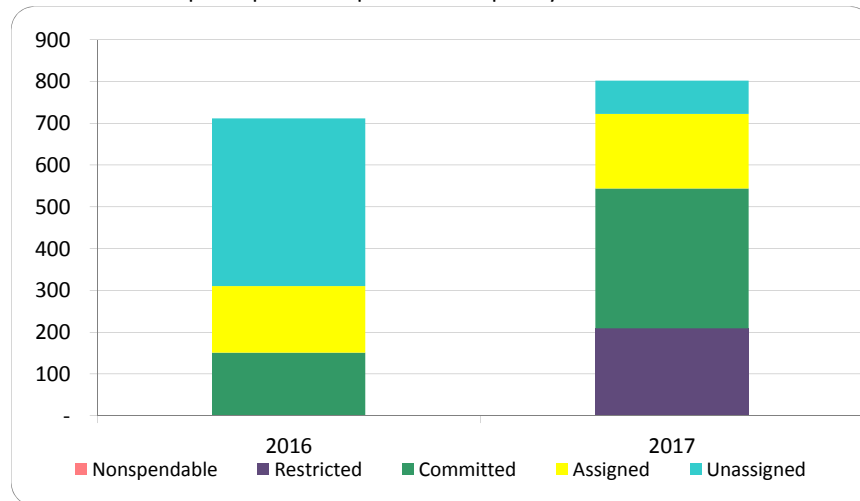
1. How have we managed our governmental fund resources (fund balance)?



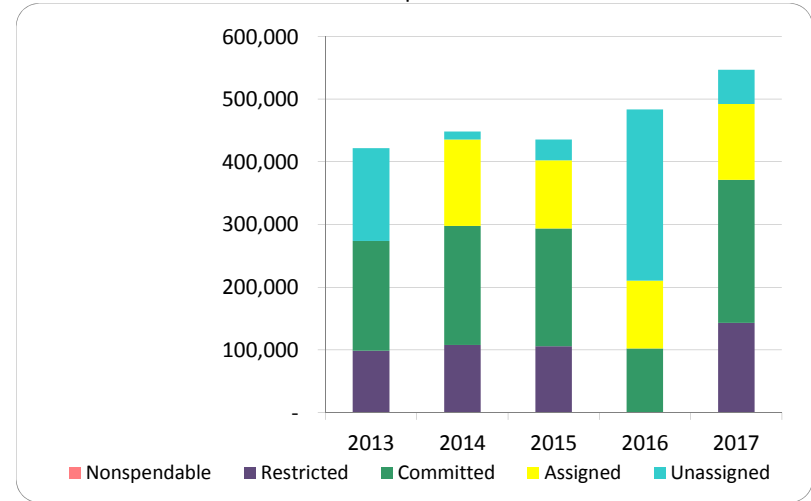
2. Compared to the prior year

	2016	2017	% change
Revenue	435,089	437,582	0.57%
Expenditures	419,832	374,103	-10.89%
Surplus (shortfall)	15,257	63,479	316.06%
Fund balance, by component:			
Nonspendable	-	-	N/A
Restricted	-	142,922	N/A
Committed	102,363	228,302	123.03%
Assigned	108,265	121,190	11.94%
Unassigned	272,780	54,473	-80.03%
total fund balance	483,408	546,887	13.13%

3. Fund balance per capita - compared to the prior year



4. Historical trends of individual components



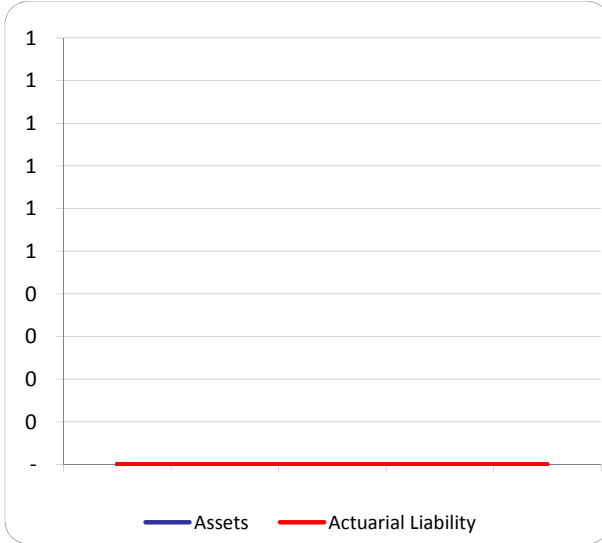
Commentary:

For more information on our unit's finances, contact Mindy Thomas at (989) 682-9227.

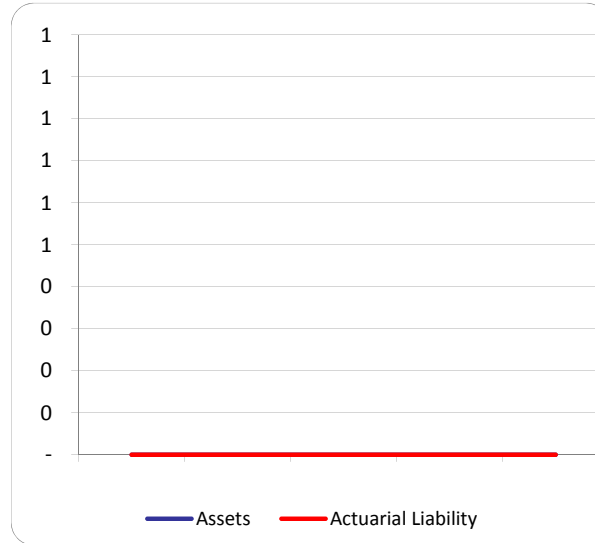
**CITIZEN'S GUIDE TO LOCAL UNIT FINANCES - Maple Rapids - Clinton (193050)**

**OTHER LONG TERM OBLIGATIONS**

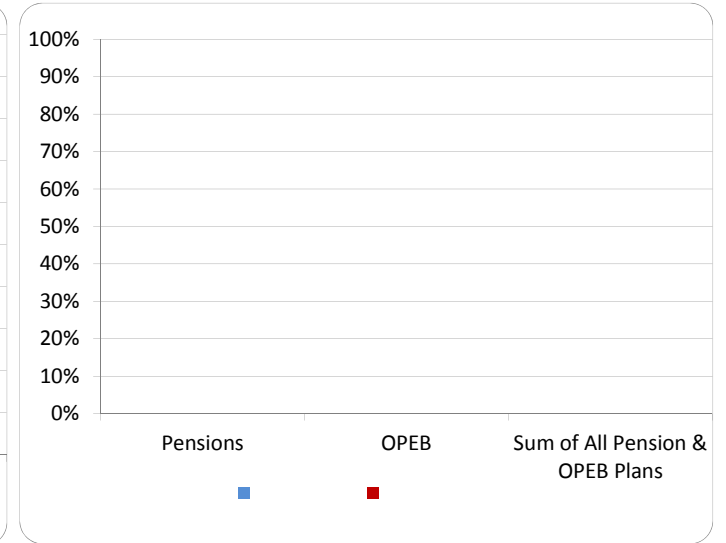
1. Pension funding status



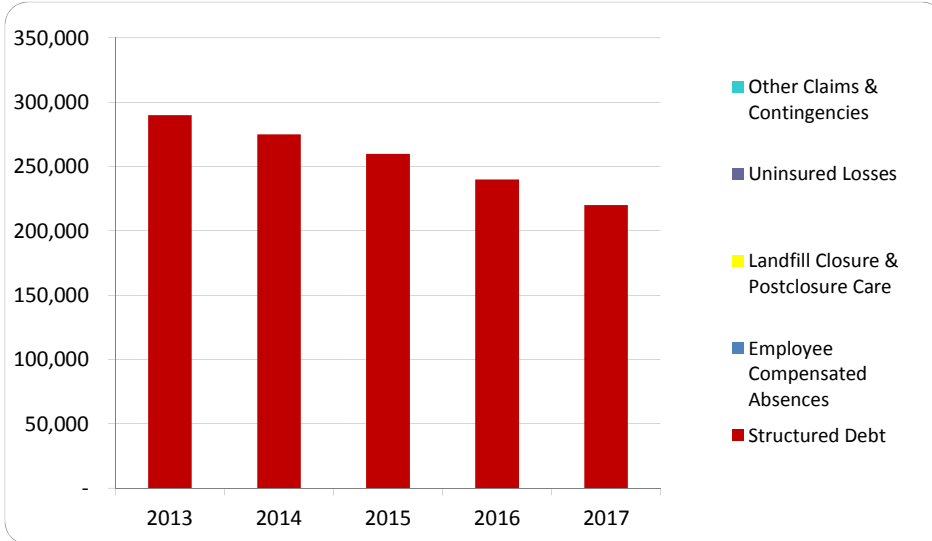
2. Retiree Health care funding status



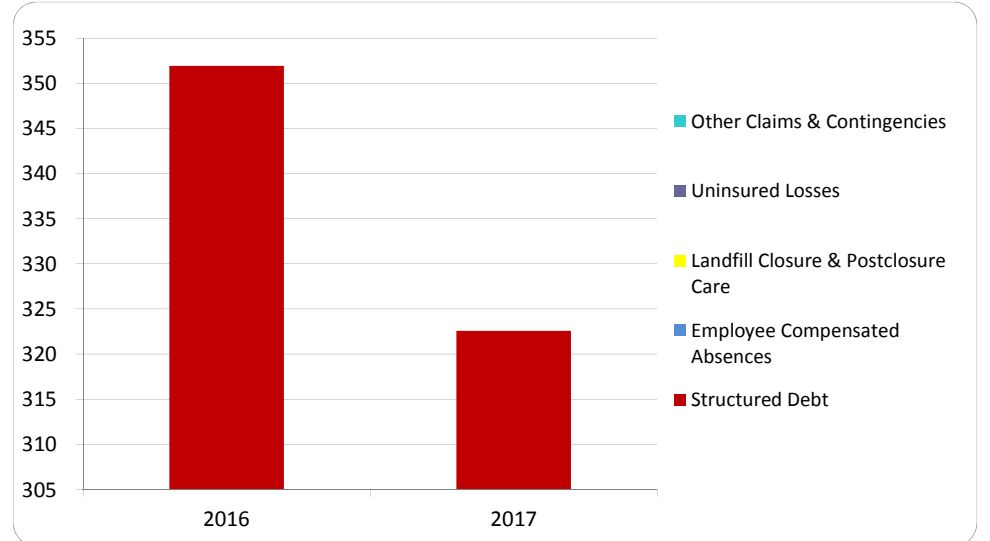
3. Percent funded - compared to the prior year



4. Long Term Debt obligations:



5. Debt & other long term obligations per capita - compared to the prior year



Commentary: Village of Maple Rapids does not do any Pension Funding and does not offer any Retiree Health Care Coverage.

For more information on our unit's finances, contact Mindy Thomas at (989) 682-9227.