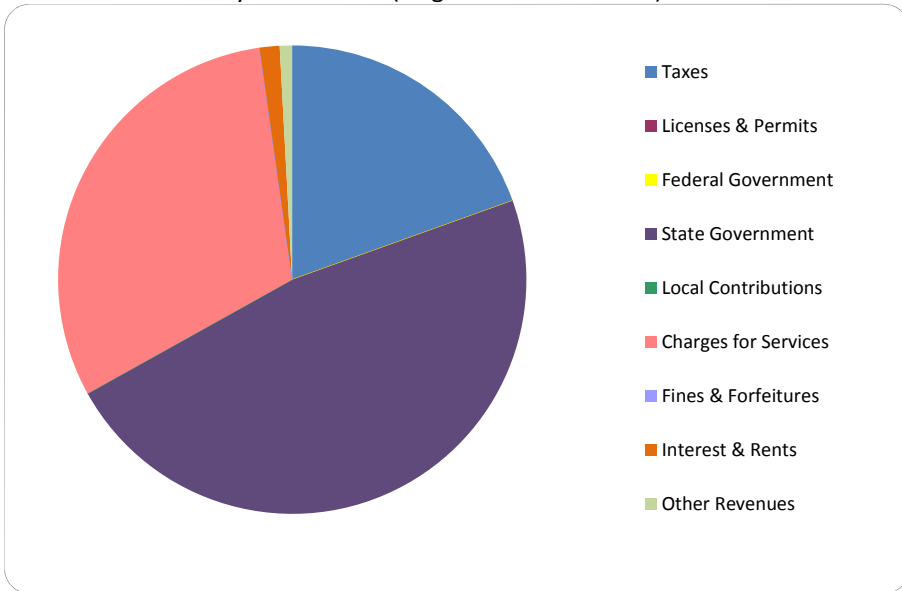


**CITIZEN'S GUIDE TO LOCAL UNIT FINANCES - Maple Rapids - Clinton (193050)**

**REVENUES**

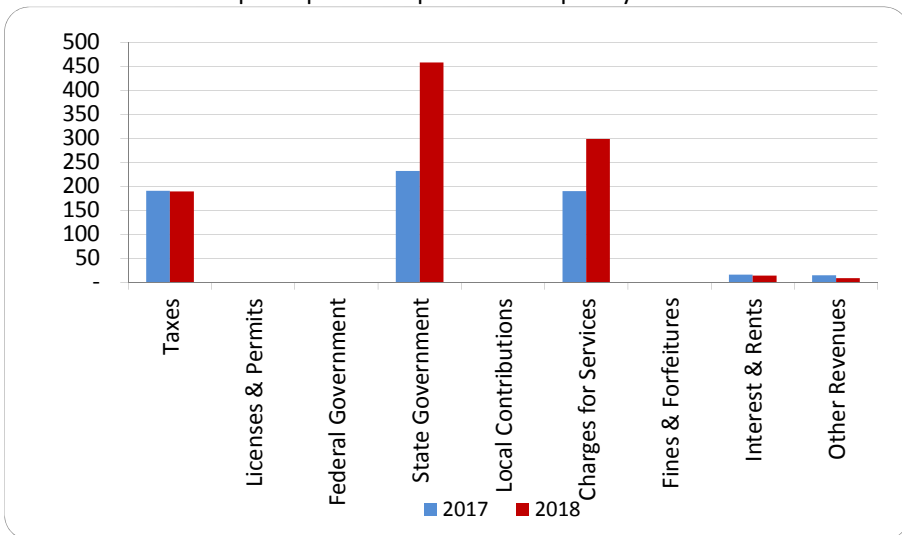
**1. Where our money comes from (all governmental funds)**



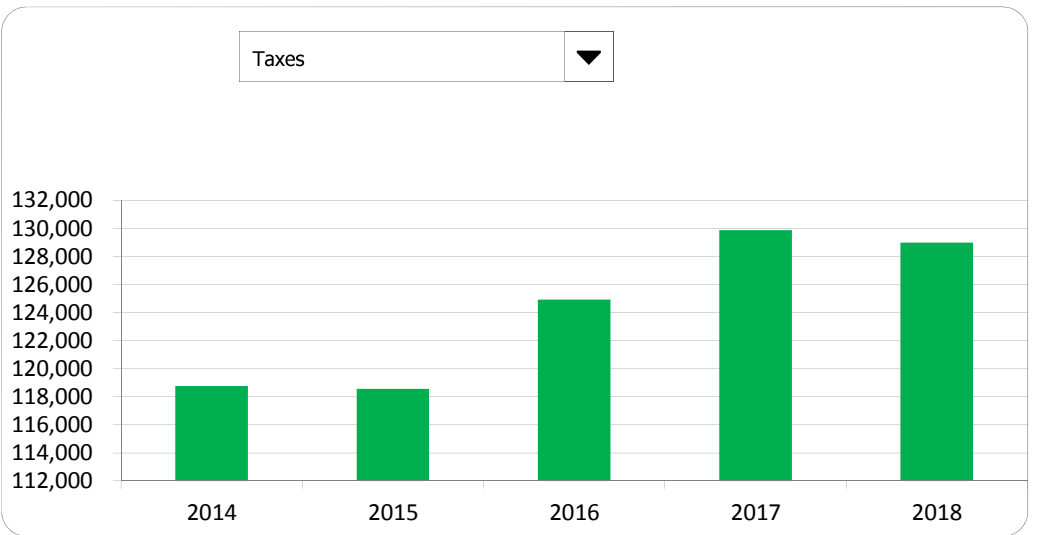
**2. Compared to the prior year**

	<u>2017</u>	<u>2018</u>	<u>% change</u>
Taxes	\$ 129,869	\$ 128,988	-0.68%
Licenses & Permits	-	-	N/A
Federal Government	-	-	N/A
State Government	158,283	312,874	97.67%
Local Contributions	-	-	N/A
Charges for Services	129,248	203,792	57.68%
Fines & Forfeitures	-	-	N/A
Interest & Rents	10,535	9,117	-13.46%
Other Revenues	9,647	5,618	-41.76%
<b>Total Revenues</b>	<b>\$ 437,582</b>	<b>\$ 660,389</b>	<b>50.92%</b>

**3. Revenue sources per capita - compared to the prior year**



**4. Historical trends of individual sources**



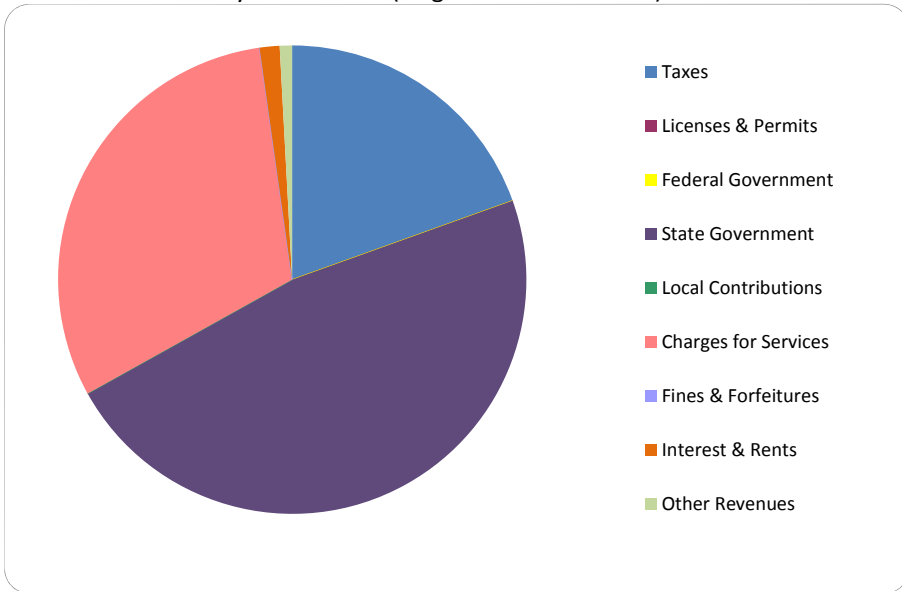
Commentary:

For more information on our unit's finances, contact Mindy Thomas at (989) 682-9227.

**CITIZEN'S GUIDE TO LOCAL UNIT FINANCES - Maple Rapids - Clinton (193050)**

**REVENUES**

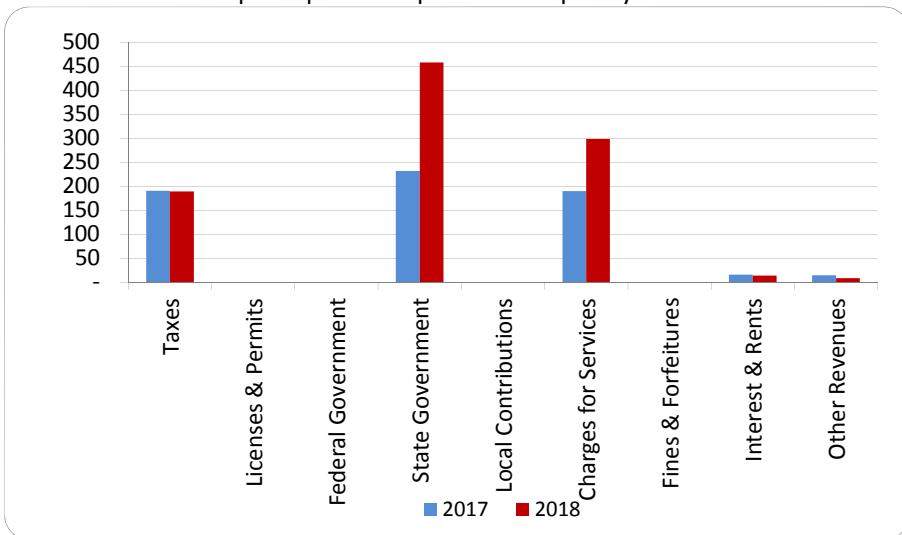
**1. Where our money comes from (all governmental funds)**



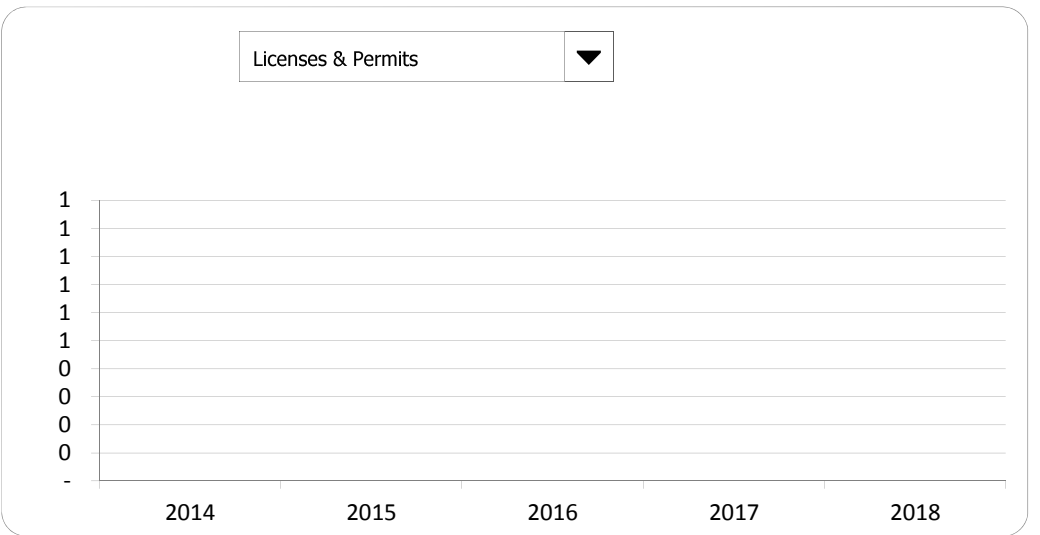
**2. Compared to the prior year**

	<u>2017</u>	<u>2018</u>	<u>% change</u>
Taxes	\$ 129,869	\$ 128,988	-0.68%
Licenses & Permits	-	-	N/A
Federal Government	-	-	N/A
State Government	158,283	312,874	97.67%
Local Contributions	-	-	N/A
Charges for Services	129,248	203,792	57.68%
Fines & Forfeitures	-	-	N/A
Interest & Rents	10,535	9,117	-13.46%
Other Revenues	9,647	5,618	-41.76%
<b>Total Revenues</b>	<b>\$ 437,582</b>	<b>\$ 660,389</b>	<b>50.92%</b>

**3. Revenue sources per capita - compared to the prior year**



**4. Historical trends of individual sources**



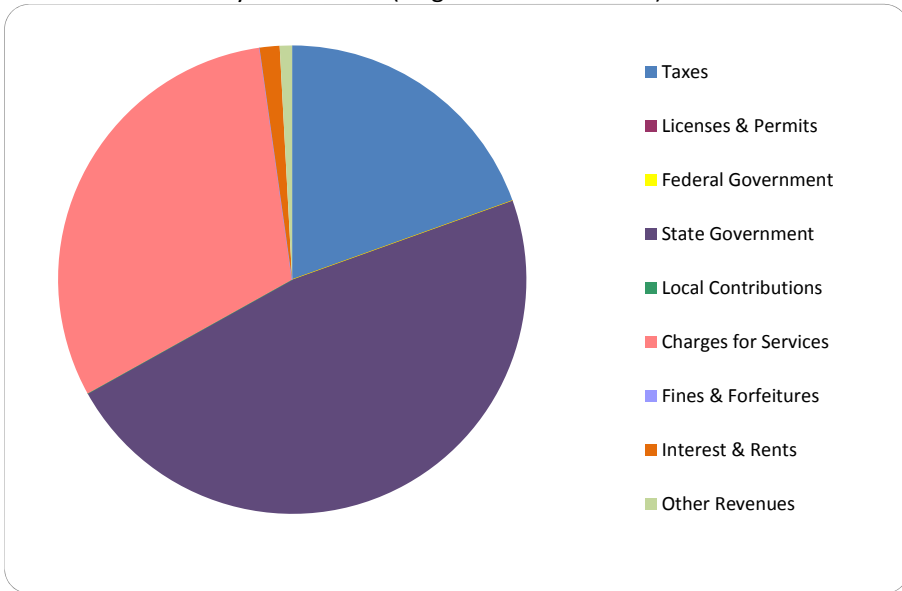
Commentary:

For more information on our unit's finances, contact Mindy Thomas at (989) 682-9227.

**CITIZEN'S GUIDE TO LOCAL UNIT FINANCES - Maple Rapids - Clinton (193050)**

**REVENUES**

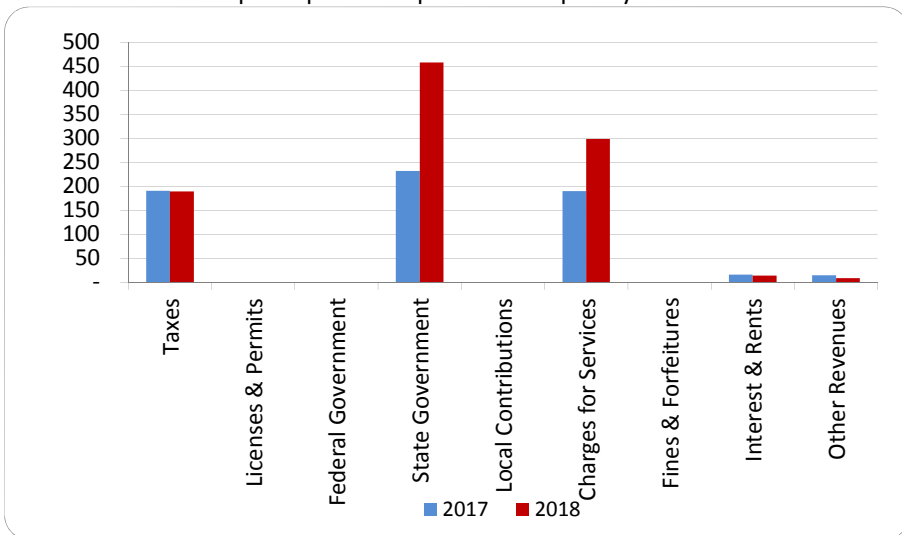
**1. Where our money comes from (all governmental funds)**



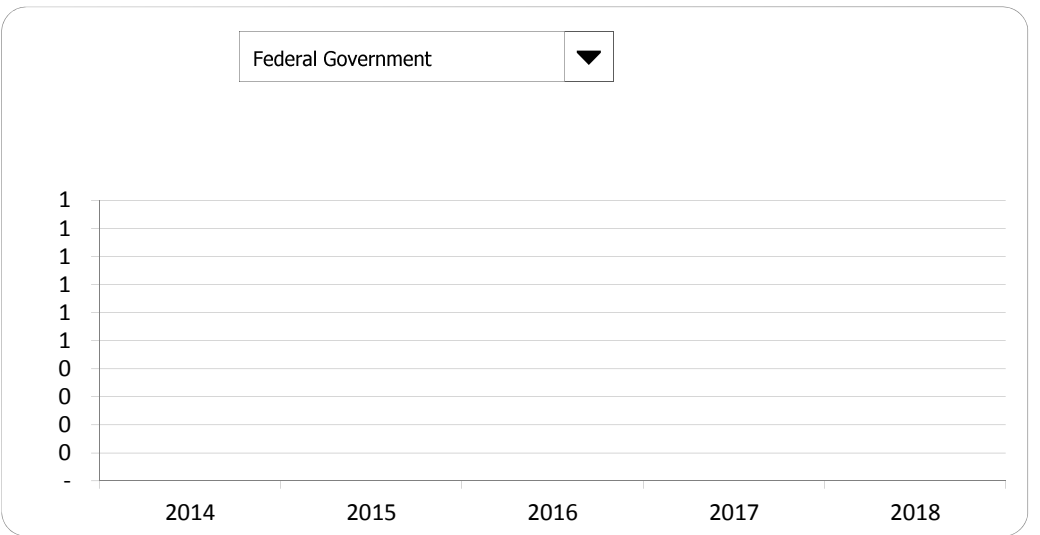
**2. Compared to the prior year**

	<u>2017</u>	<u>2018</u>	<u>% change</u>
Taxes	\$ 129,869	\$ 128,988	-0.68%
Licenses & Permits	-	-	N/A
Federal Government	-	-	N/A
State Government	158,283	312,874	97.67%
Local Contributions	-	-	N/A
Charges for Services	129,248	203,792	57.68%
Fines & Forfeitures	-	-	N/A
Interest & Rents	10,535	9,117	-13.46%
Other Revenues	9,647	5,618	-41.76%
<b>Total Revenues</b>	<b>\$ 437,582</b>	<b>\$ 660,389</b>	<b>50.92%</b>

**3. Revenue sources per capita - compared to the prior year**



**4. Historical trends of individual sources**



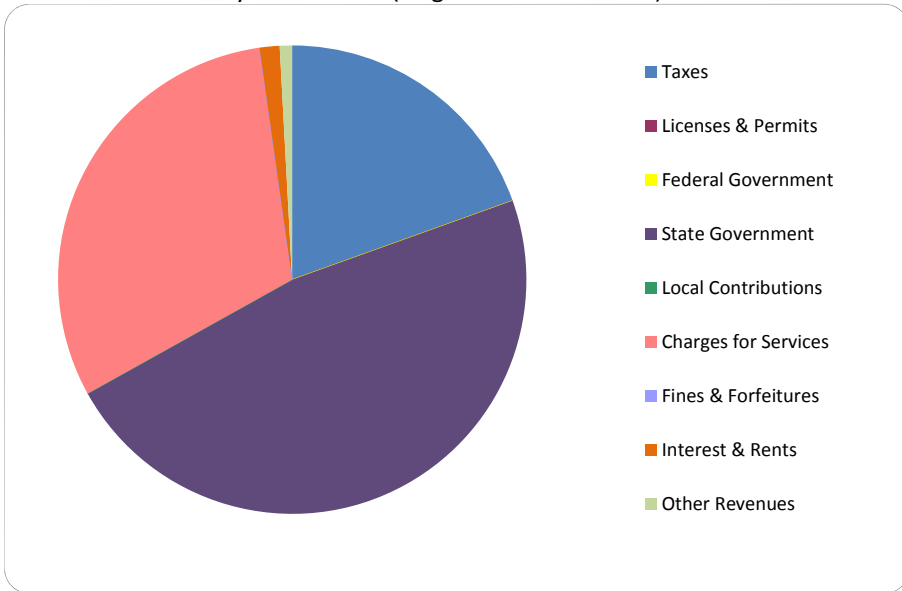
Commentary:

For more information on our unit's finances, contact Mindy Thomas at (989) 682-9227.

**CITIZEN'S GUIDE TO LOCAL UNIT FINANCES - Maple Rapids - Clinton (193050)**

**REVENUES**

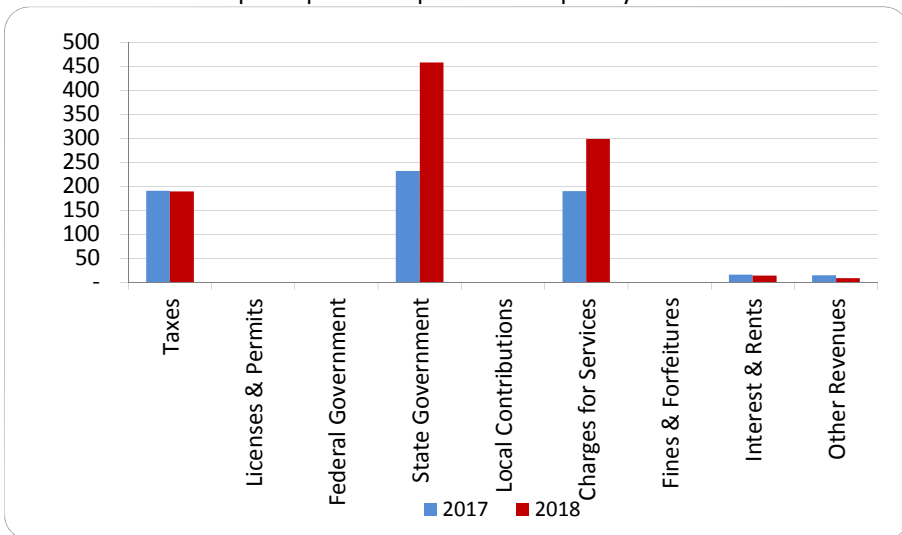
**1. Where our money comes from (all governmental funds)**



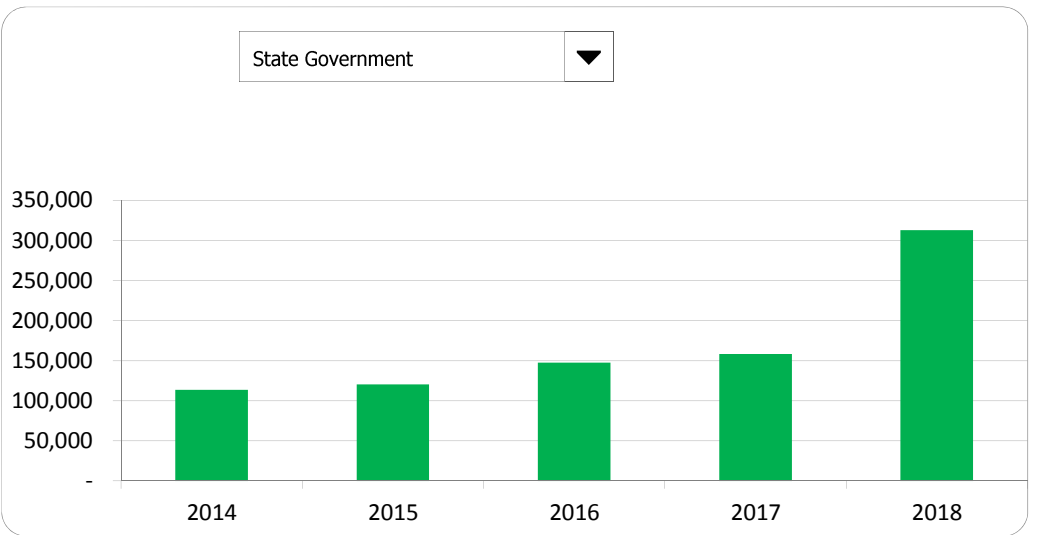
**2. Compared to the prior year**

	<u>2017</u>	<u>2018</u>	<u>% change</u>
Taxes	\$ 129,869	\$ 128,988	-0.68%
Licenses & Permits	-	-	N/A
Federal Government	-	-	N/A
State Government	158,283	312,874	97.67%
Local Contributions	-	-	N/A
Charges for Services	129,248	203,792	57.68%
Fines & Forfeitures	-	-	N/A
Interest & Rents	10,535	9,117	-13.46%
Other Revenues	9,647	5,618	-41.76%
<b>Total Revenues</b>	<b>\$ 437,582</b>	<b>\$ 660,389</b>	<b>50.92%</b>

**3. Revenue sources per capita - compared to the prior year**



**4. Historical trends of individual sources**



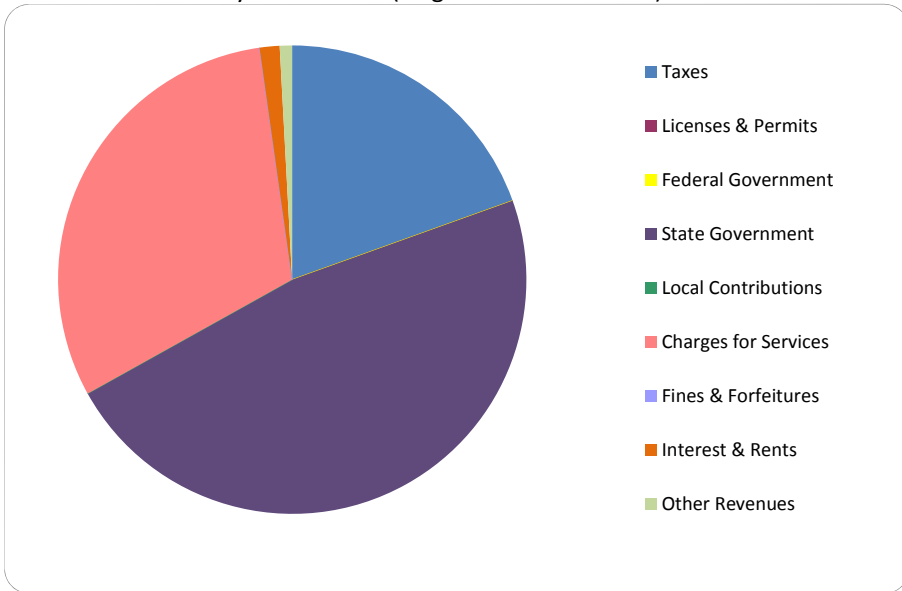
**Commentary:**

For more information on our unit's finances, contact Mindy Thomas at (989) 682-9227.

**CITIZEN'S GUIDE TO LOCAL UNIT FINANCES - Maple Rapids - Clinton (193050)**

**REVENUES**

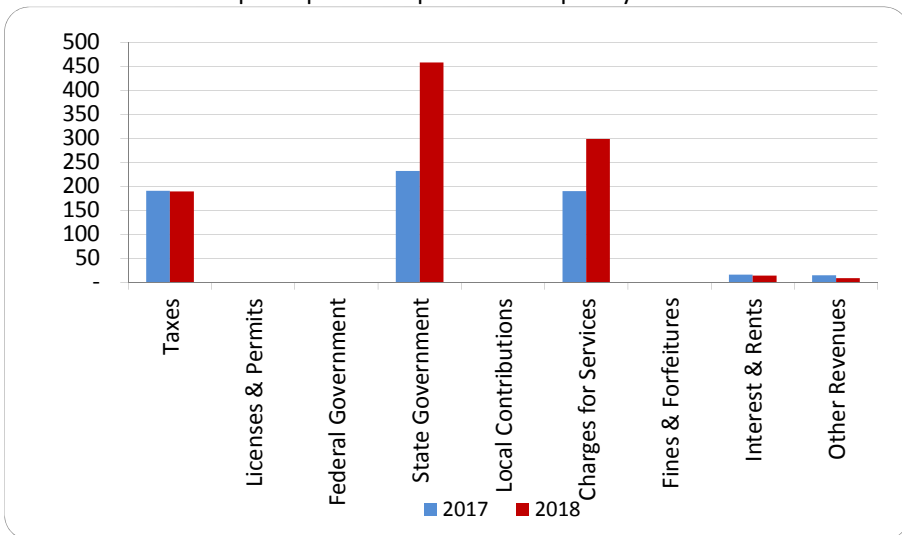
**1. Where our money comes from (all governmental funds)**



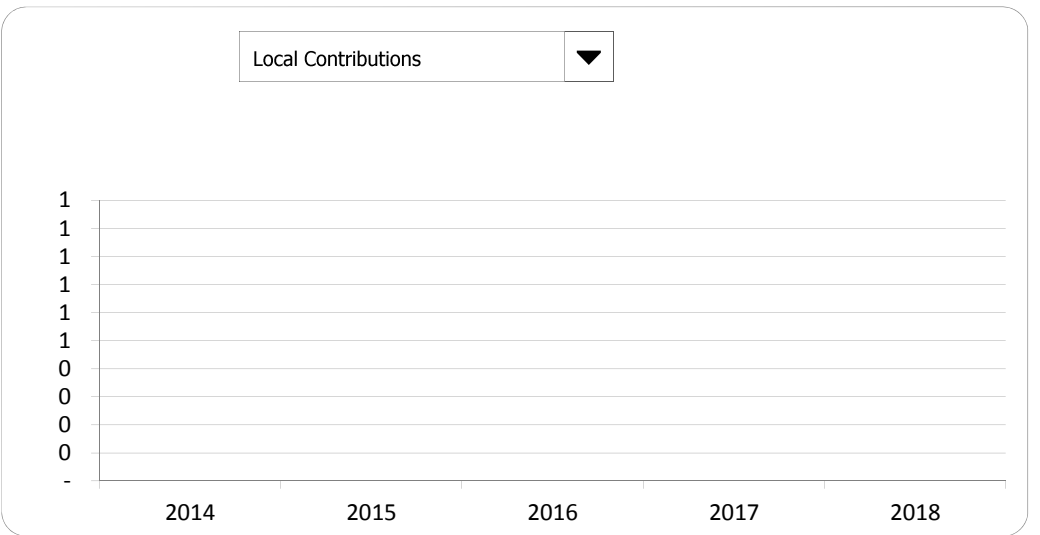
**2. Compared to the prior year**

	<u>2017</u>	<u>2018</u>	<u>% change</u>
Taxes	\$ 129,869	\$ 128,988	-0.68%
Licenses & Permits	-	-	N/A
Federal Government	-	-	N/A
State Government	158,283	312,874	97.67%
Local Contributions	-	-	N/A
Charges for Services	129,248	203,792	57.68%
Fines & Forfeitures	-	-	N/A
Interest & Rents	10,535	9,117	-13.46%
Other Revenues	9,647	5,618	-41.76%
<b>Total Revenues</b>	<b>\$ 437,582</b>	<b>\$ 660,389</b>	<b>50.92%</b>

**3. Revenue sources per capita - compared to the prior year**



**4. Historical trends of individual sources**



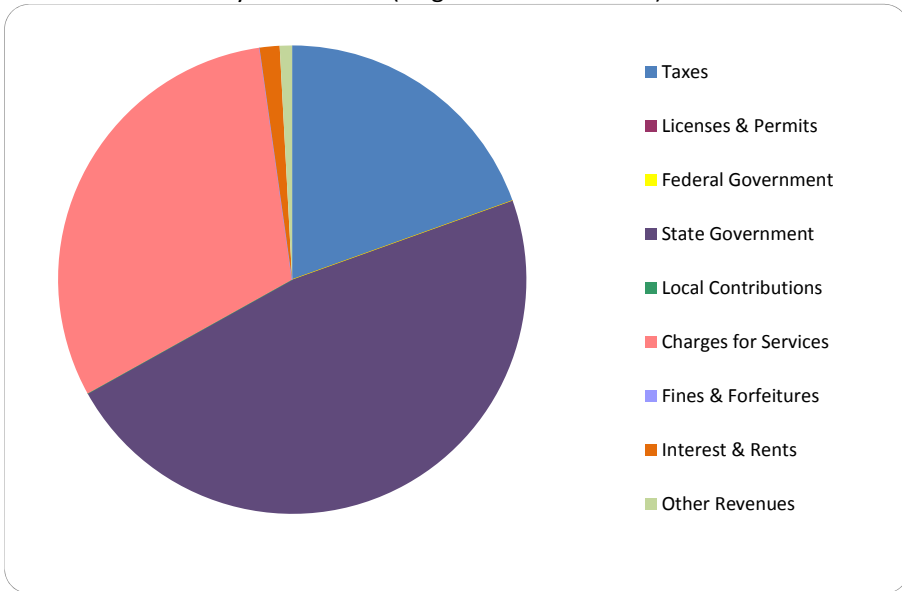
Commentary:

For more information on our unit's finances, contact Mindy Thomas at (989) 682-9227.

**CITIZEN'S GUIDE TO LOCAL UNIT FINANCES - Maple Rapids - Clinton (193050)**

**REVENUES**

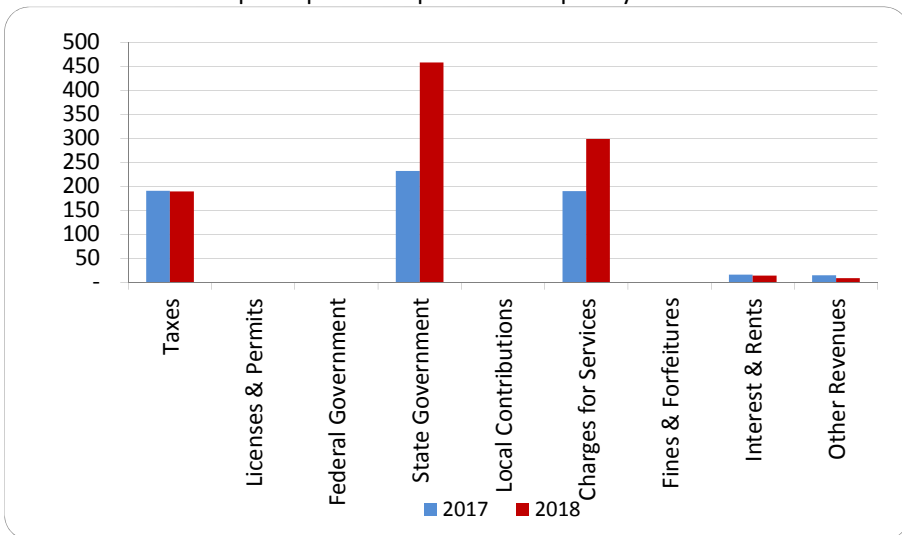
**1. Where our money comes from (all governmental funds)**



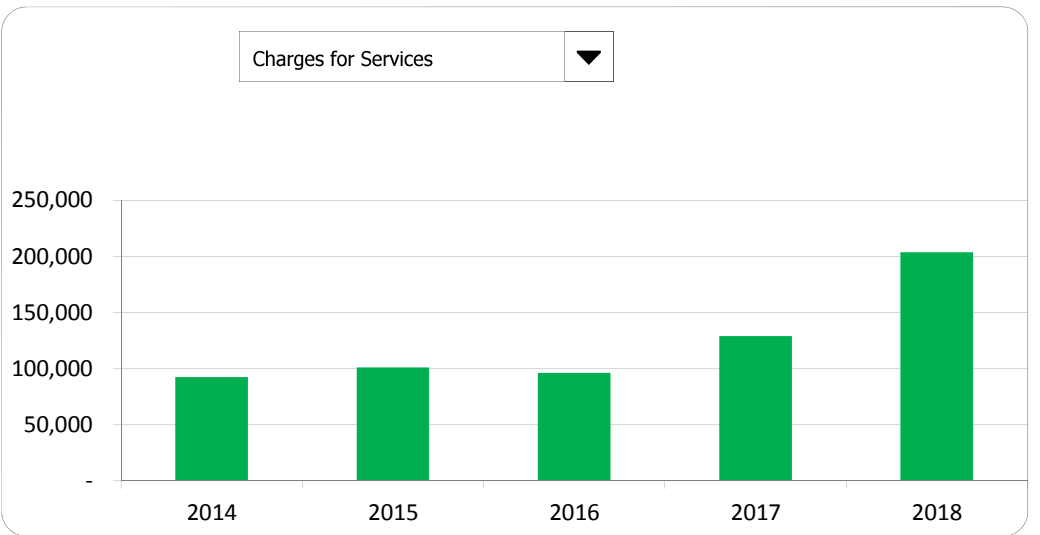
**2. Compared to the prior year**

	<u>2017</u>	<u>2018</u>	<u>% change</u>
Taxes	\$ 129,869	\$ 128,988	-0.68%
Licenses & Permits	-	-	N/A
Federal Government	-	-	N/A
State Government	158,283	312,874	97.67%
Local Contributions	-	-	N/A
Charges for Services	129,248	203,792	57.68%
Fines & Forfeitures	-	-	N/A
Interest & Rents	10,535	9,117	-13.46%
Other Revenues	9,647	5,618	-41.76%
<b>Total Revenues</b>	<b>\$ 437,582</b>	<b>\$ 660,389</b>	<b>50.92%</b>

**3. Revenue sources per capita - compared to the prior year**



**4. Historical trends of individual sources**



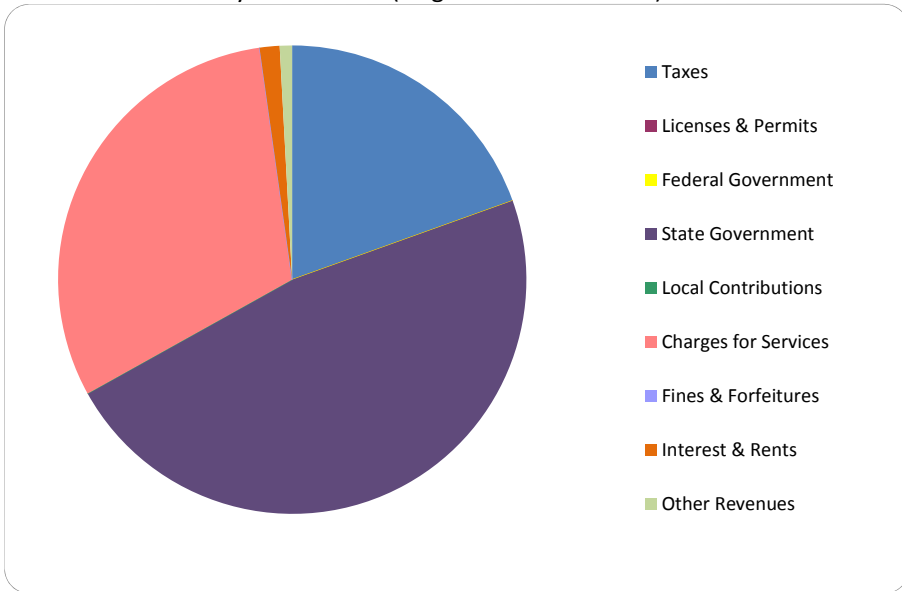
Commentary:

For more information on our unit's finances, contact Mindy Thomas at (989) 682-9227.

**CITIZEN'S GUIDE TO LOCAL UNIT FINANCES - Maple Rapids - Clinton (193050)**

**REVENUES**

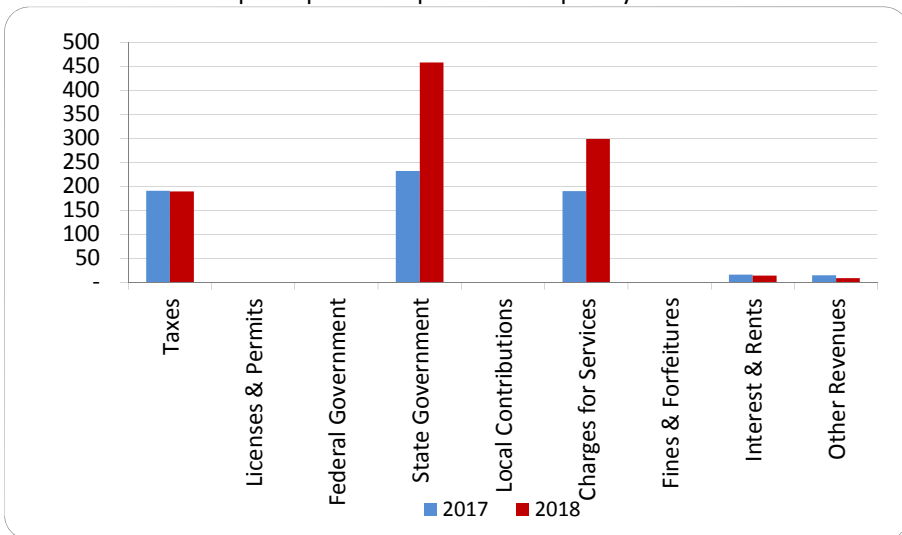
**1. Where our money comes from (all governmental funds)**



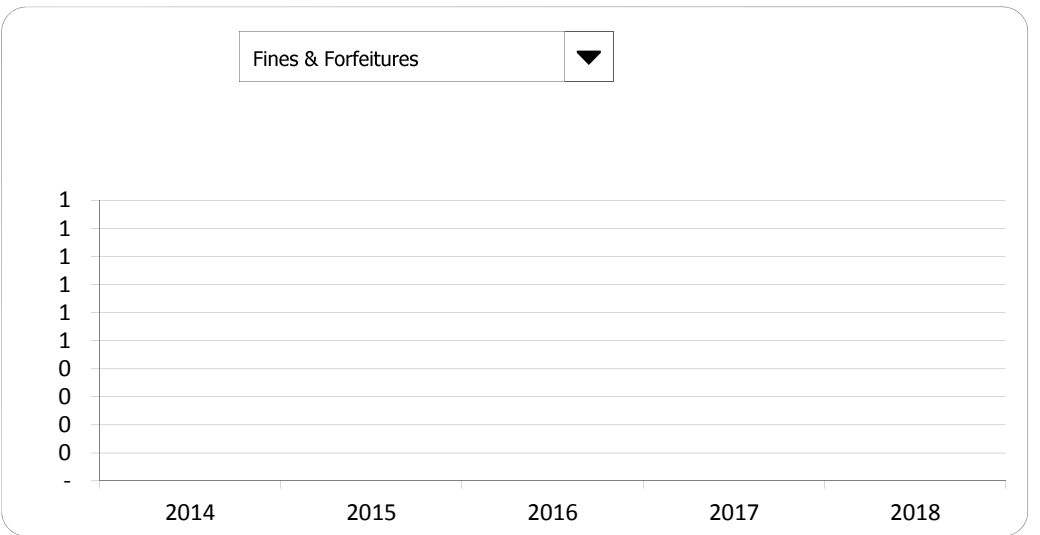
**2. Compared to the prior year**

	<u>2017</u>	<u>2018</u>	<u>% change</u>
Taxes	\$ 129,869	\$ 128,988	-0.68%
Licenses & Permits	-	-	N/A
Federal Government	-	-	N/A
State Government	158,283	312,874	97.67%
Local Contributions	-	-	N/A
Charges for Services	129,248	203,792	57.68%
Fines & Forfeitures	-	-	N/A
Interest & Rents	10,535	9,117	-13.46%
Other Revenues	9,647	5,618	-41.76%
<b>Total Revenues</b>	<b>\$ 437,582</b>	<b>\$ 660,389</b>	<b>50.92%</b>

**3. Revenue sources per capita - compared to the prior year**



**4. Historical trends of individual sources**



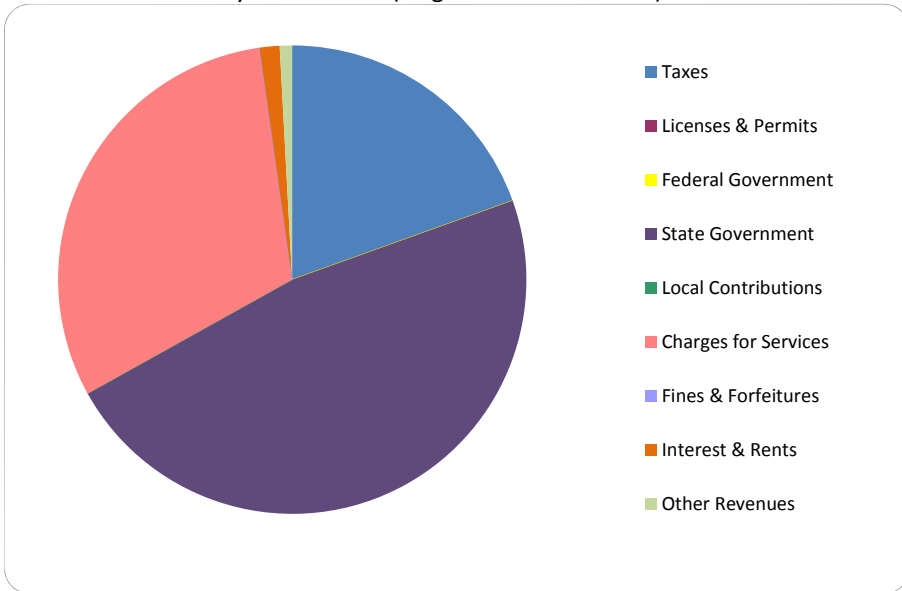
Commentary:

For more information on our unit's finances, contact Mindy Thomas at (989) 682-9227.

**CITIZEN'S GUIDE TO LOCAL UNIT FINANCES - Maple Rapids - Clinton (193050)**

**REVENUES**

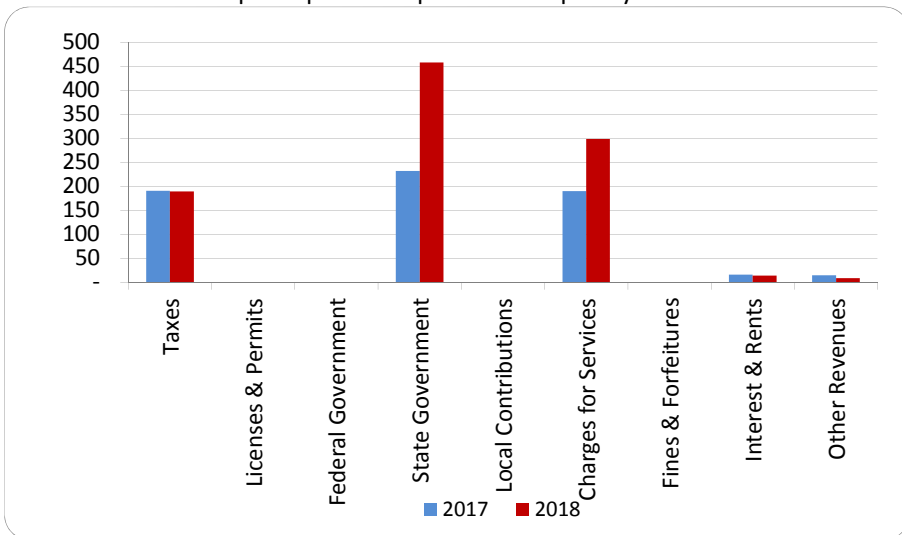
**1. Where our money comes from (all governmental funds)**



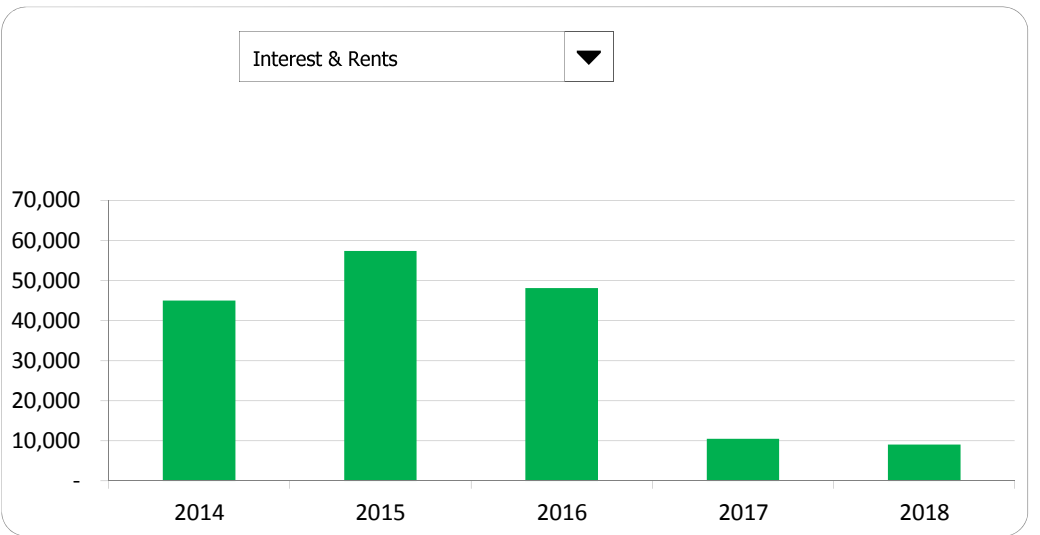
**2. Compared to the prior year**

	<u>2017</u>	<u>2018</u>	<u>% change</u>
Taxes	\$ 129,869	\$ 128,988	-0.68%
Licenses & Permits	-	-	N/A
Federal Government	-	-	N/A
State Government	158,283	312,874	97.67%
Local Contributions	-	-	N/A
Charges for Services	129,248	203,792	57.68%
Fines & Forfeitures	-	-	N/A
Interest & Rents	10,535	9,117	-13.46%
Other Revenues	9,647	5,618	-41.76%
<b>Total Revenues</b>	<b>\$ 437,582</b>	<b>\$ 660,389</b>	<b>50.92%</b>

**3. Revenue sources per capita - compared to the prior year**



**4. Historical trends of individual sources**



Commentary:

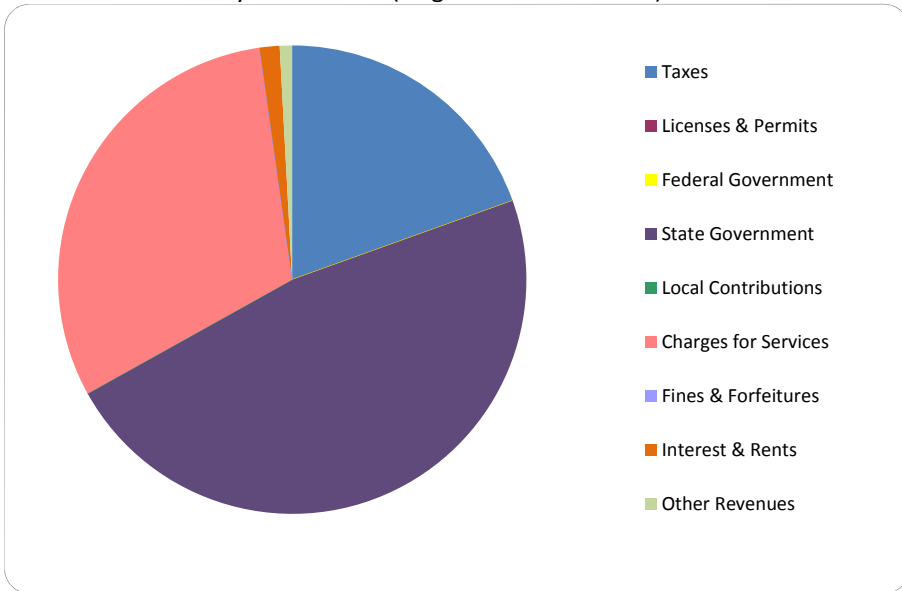
For more information on our unit's finances, contact Mindy Thomas at (989) 682-9227.



**CITIZEN'S GUIDE TO LOCAL UNIT FINANCES - Maple Rapids - Clinton (193050)**

**REVENUES**

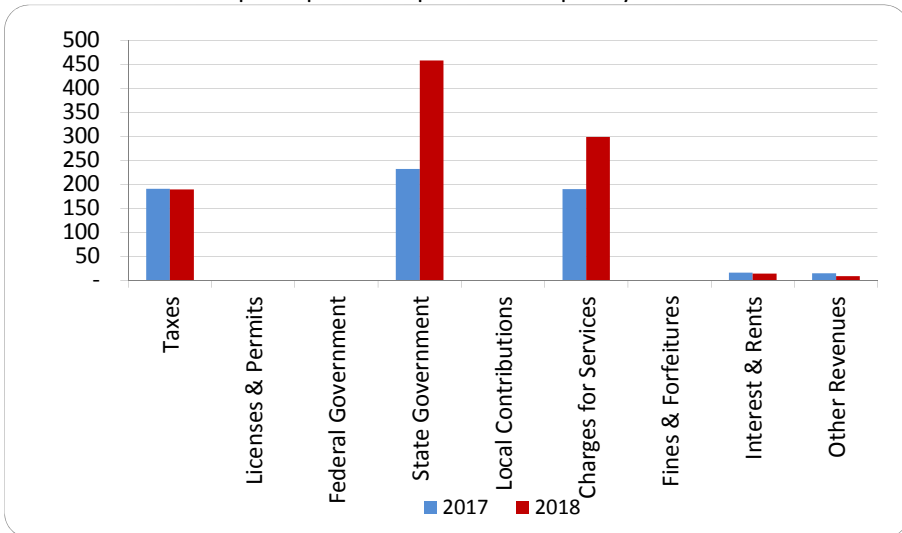
**1. Where our money comes from (all governmental funds)**



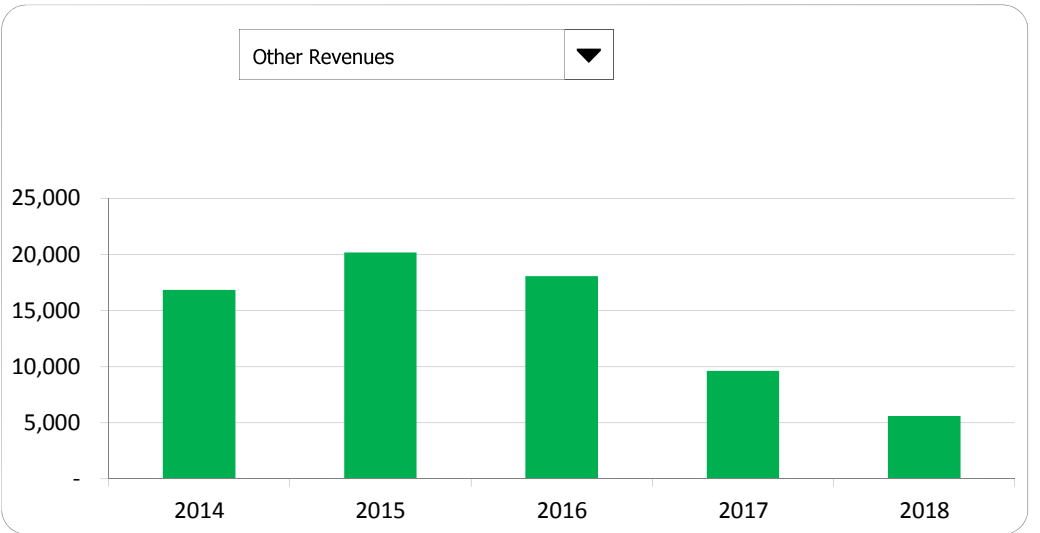
**2. Compared to the prior year**

	<u>2017</u>	<u>2018</u>	<u>% change</u>
Taxes	\$ 129,869	\$ 128,988	-0.68%
Licenses & Permits	-	-	N/A
Federal Government	-	-	N/A
State Government	158,283	312,874	97.67%
Local Contributions	-	-	N/A
Charges for Services	129,248	203,792	57.68%
Fines & Forfeitures	-	-	N/A
Interest & Rents	10,535	9,117	-13.46%
Other Revenues	9,647	5,618	-41.76%
<b>Total Revenues</b>	<b>\$ 437,582</b>	<b>\$ 660,389</b>	<b>50.92%</b>

**3. Revenue sources per capita - compared to the prior year**



**4. Historical trends of individual sources**



Commentary:

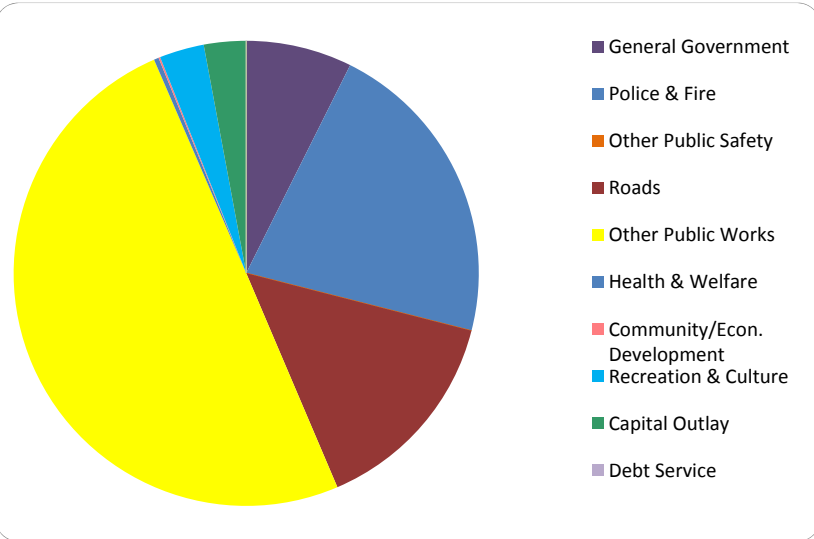
For more information on our unit's finances, contact Mindy Thomas at (989) 682-9227.

**CITIZEN'S GUIDE TO LOCAL UNIT FINANCES - Maple Rapids - Clinton (193050)**

**EXPENDITURES**

1. Where we spend our money (all governmental funds)

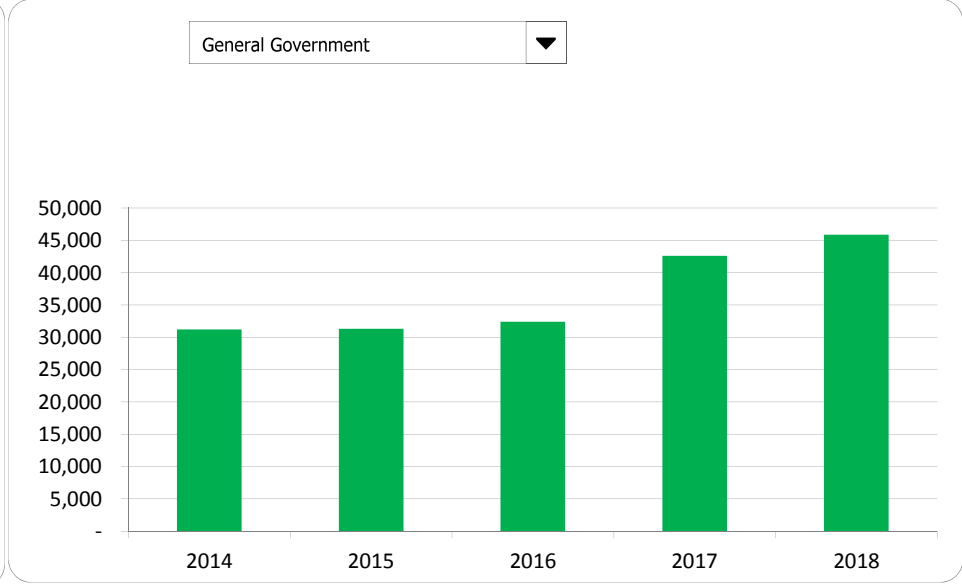
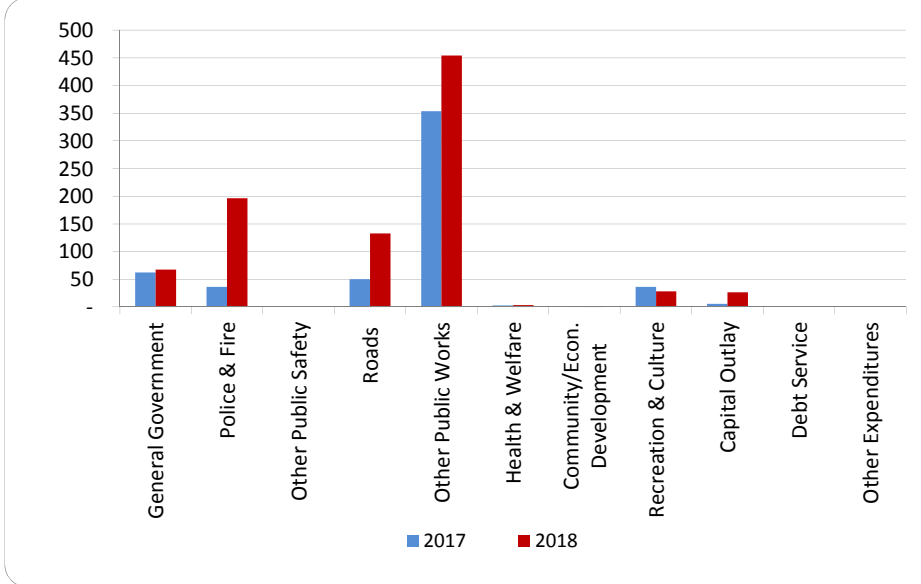
2. Compared to the prior year



	2017	2018	% change
General Government	\$ 42,609	\$ 45,897	7.72%
Police & Fire	24,919	134,248	438.74%
Other Public Safety	-	-	N/A
Roads	34,166	90,898	166.05%
Other Public Works	241,339	310,270	28.56%
Health & Welfare	2,016	2,191	8.68%
Community/Econ. Development	225	643	185.78%
Recreation & Culture	24,909	19,333	-22.39%
Capital Outlay	3,920	18,239	365.28%
Debt Service	-	-	N/A
Other Expenditures	-	-	N/A
<b>Total Expenditures</b>	<b>\$ 374,103</b>	<b>\$ 621,719</b>	<b>66.19%</b>

3. Spending per capita - compared to the prior year

4. Historical trends of individual departments:



Commentary:

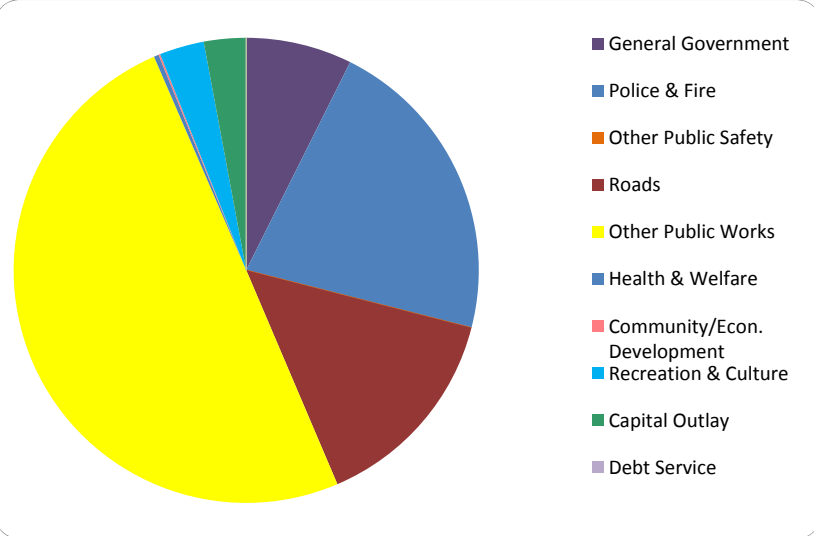
For more information on our unit's finances, contact Mindy Thomas at (989) 682-9227.

**CITIZEN'S GUIDE TO LOCAL UNIT FINANCES - Maple Rapids - Clinton (193050)**

**EXPENDITURES**

1. Where we spend our money (all governmental funds)

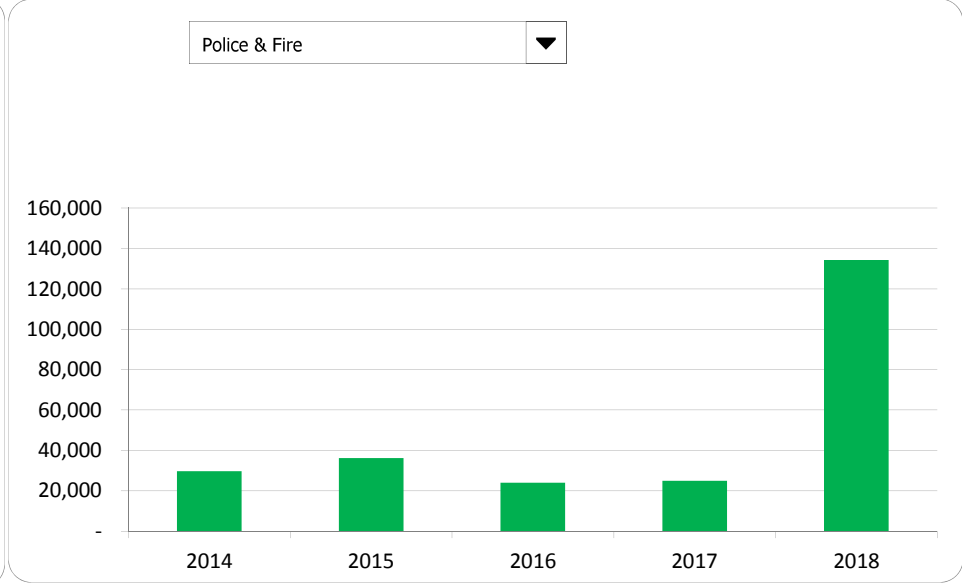
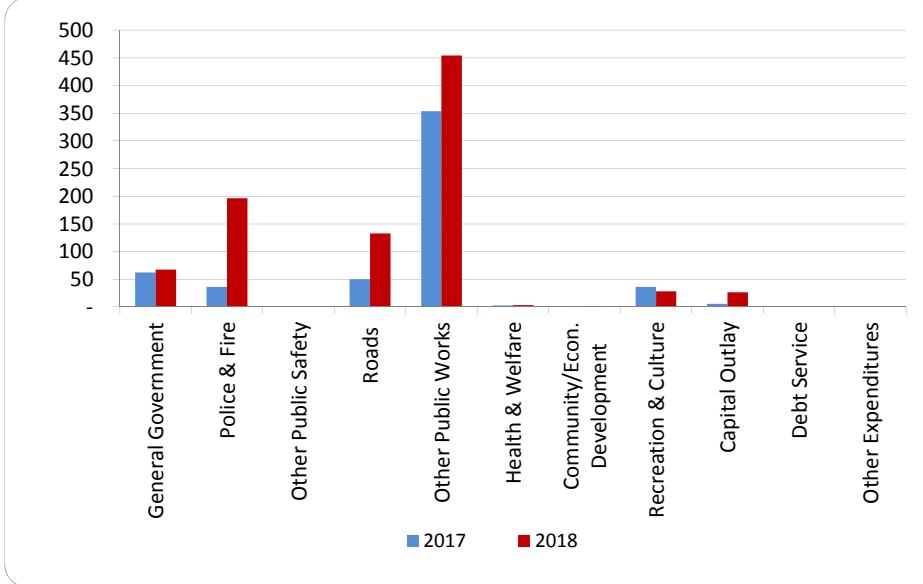
2. Compared to the prior year



	2017	2018	% change
General Government	\$ 42,609	\$ 45,897	7.72%
Police & Fire	24,919	134,248	438.74%
Other Public Safety	-	-	N/A
Roads	34,166	90,898	166.05%
Other Public Works	241,339	310,270	28.56%
Health & Welfare	2,016	2,191	8.68%
Community/Econ. Development	225	643	185.78%
Recreation & Culture	24,909	19,333	-22.39%
Capital Outlay	3,920	18,239	365.28%
Debt Service	-	-	N/A
Other Expenditures	-	-	N/A
<b>Total Expenditures</b>	<b>\$ 374,103</b>	<b>\$ 621,719</b>	<b>66.19%</b>

3. Spending per capita - compared to the prior year

4. Historical trends of individual departments:



Commentary:

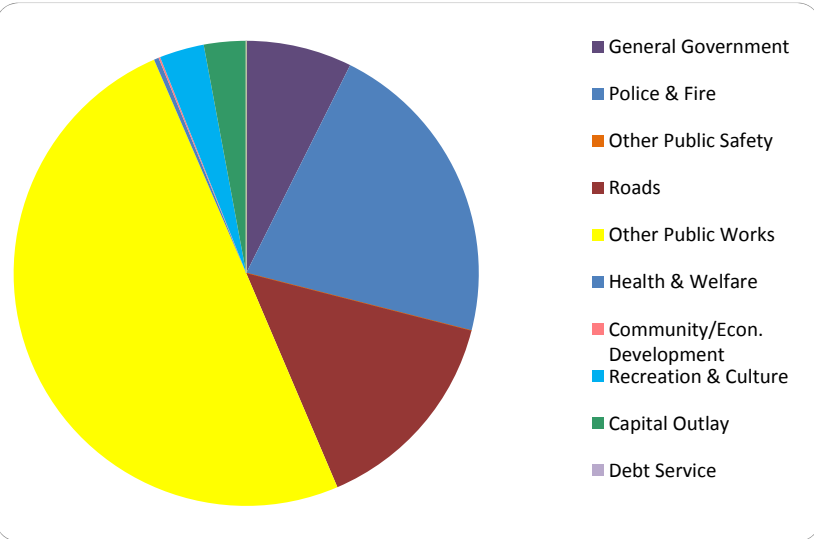
For more information on our unit's finances, contact Mindy Thomas at (989) 682-9227.

**CITIZEN'S GUIDE TO LOCAL UNIT FINANCES - Maple Rapids - Clinton (193050)**

**EXPENDITURES**

1. Where we spend our money (all governmental funds)

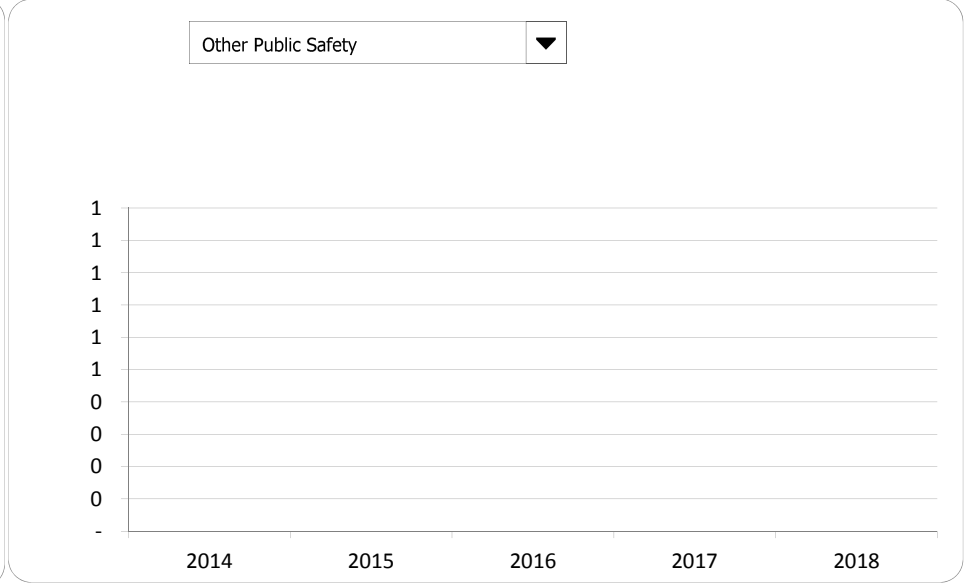
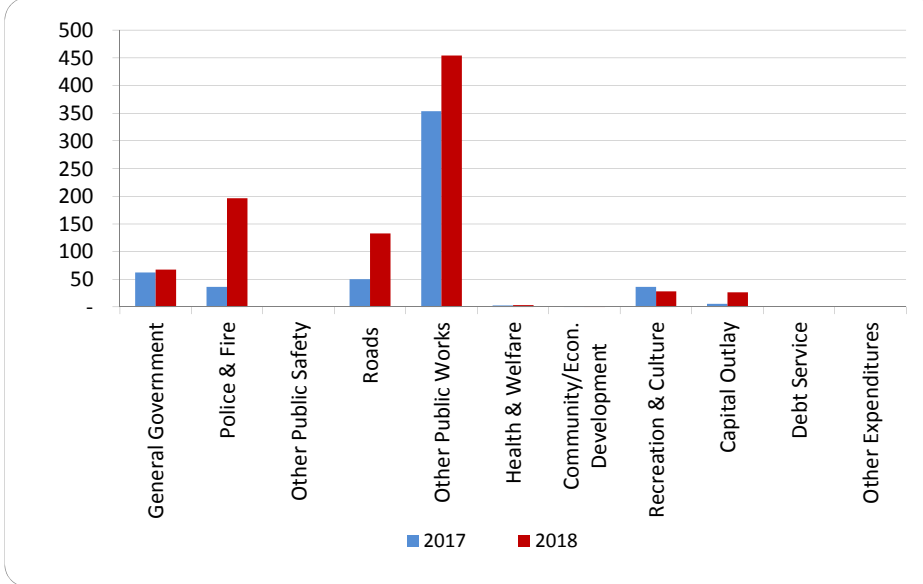
2. Compared to the prior year



	2017	2018	% change
General Government	\$ 42,609	\$ 45,897	7.72%
Police & Fire	24,919	134,248	438.74%
Other Public Safety	-	-	N/A
Roads	34,166	90,898	166.05%
Other Public Works	241,339	310,270	28.56%
Health & Welfare	2,016	2,191	8.68%
Community/Econ. Development	225	643	185.78%
Recreation & Culture	24,909	19,333	-22.39%
Capital Outlay	3,920	18,239	365.28%
Debt Service	-	-	N/A
Other Expenditures	-	-	N/A
<b>Total Expenditures</b>	<b>\$ 374,103</b>	<b>\$ 621,719</b>	<b>66.19%</b>

3. Spending per capita - compared to the prior year

4. Historical trends of individual departments:



Commentary:

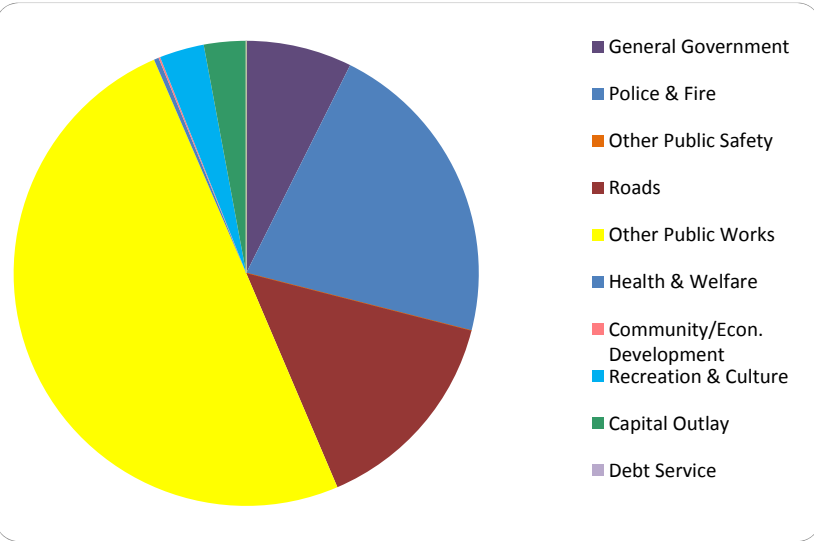
For more information on our unit's finances, contact Mindy Thomas at (989) 682-9227.

**CITIZEN'S GUIDE TO LOCAL UNIT FINANCES - Maple Rapids - Clinton (193050)**

**EXPENDITURES**

**1. Where we spend our money (all governmental funds)**

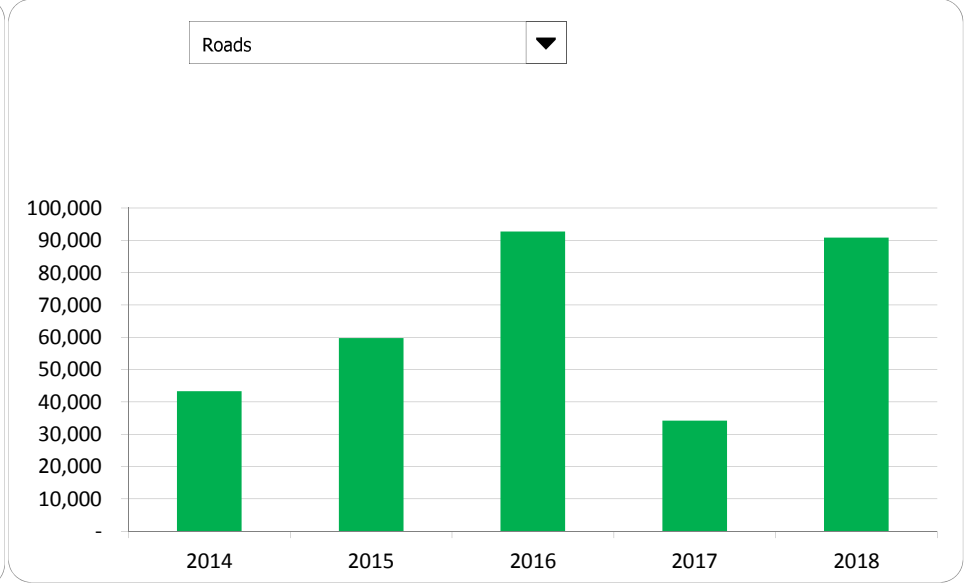
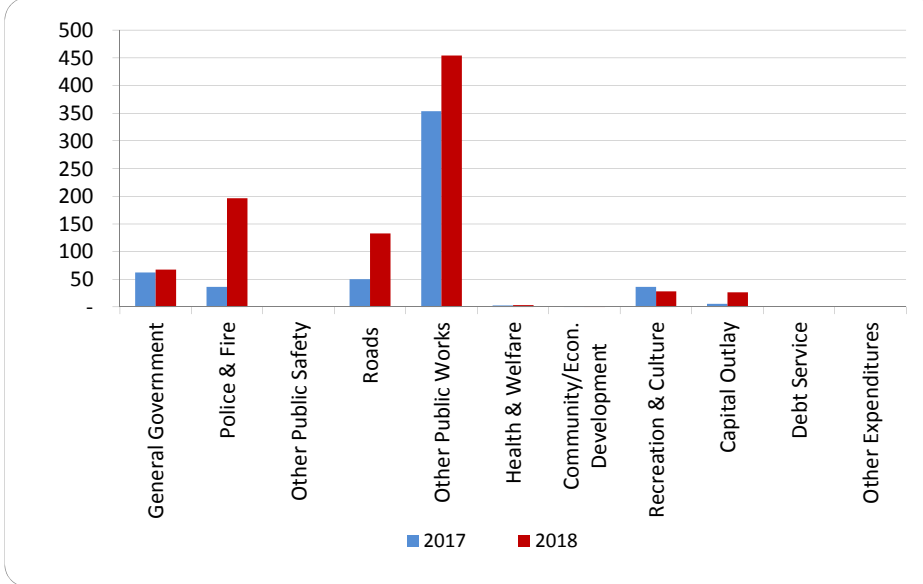
**2. Compared to the prior year**



	<u>2017</u>	<u>2018</u>	<u>% change</u>
General Government	\$ 42,609	\$ 45,897	7.72%
Police & Fire	24,919	134,248	438.74%
Other Public Safety	-	-	N/A
Roads	34,166	90,898	166.05%
Other Public Works	241,339	310,270	28.56%
Health & Welfare	2,016	2,191	8.68%
Community/Econ. Development	225	643	185.78%
Recreation & Culture	24,909	19,333	-22.39%
Capital Outlay	3,920	18,239	365.28%
Debt Service	-	-	N/A
Other Expenditures	-	-	N/A
<b>Total Expenditures</b>	<b>\$ 374,103</b>	<b>\$ 621,719</b>	<b>66.19%</b>

**3. Spending per capita - compared to the prior year**

**4. Historical trends of individual departments:**



**Commentary:**

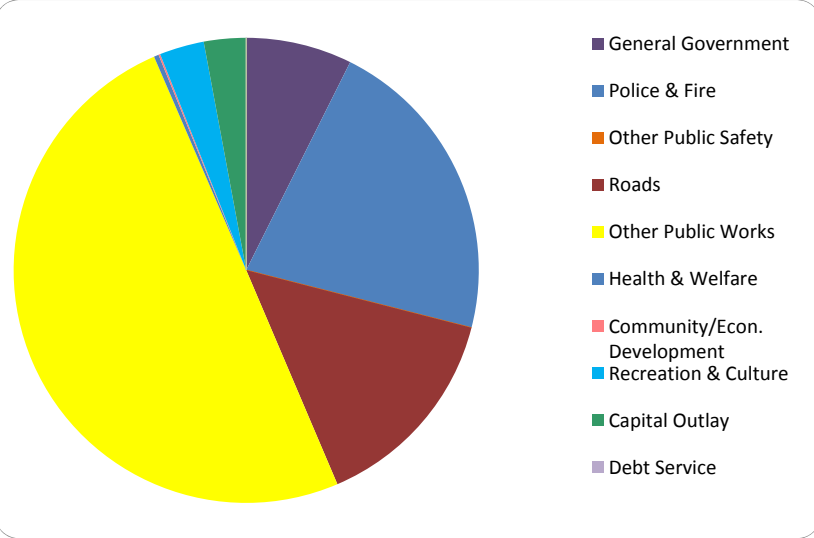
For more information on our unit's finances, contact Mindy Thomas at (989) 682-9227.

**CITIZEN'S GUIDE TO LOCAL UNIT FINANCES - Maple Rapids - Clinton (193050)**

**EXPENDITURES**

1. Where we spend our money (all governmental funds)

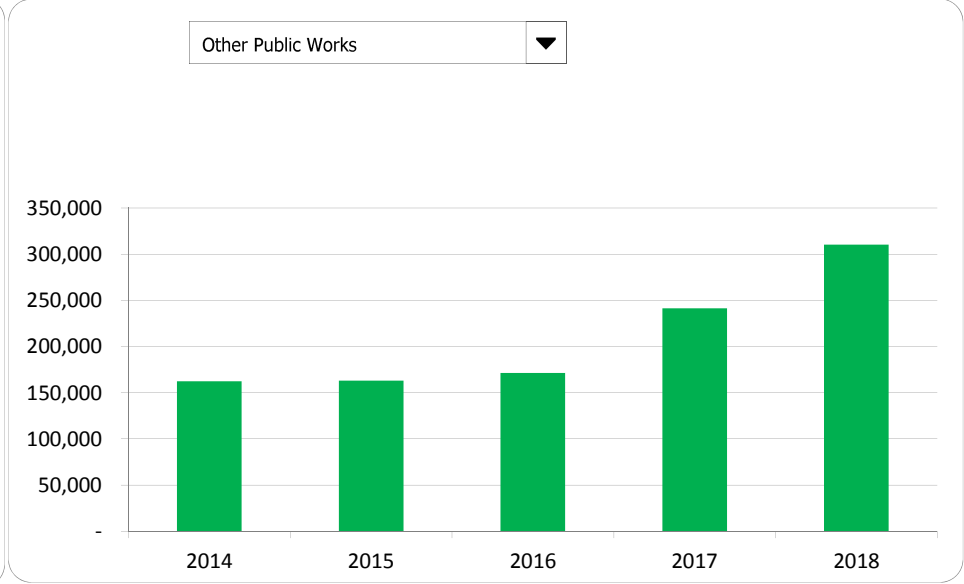
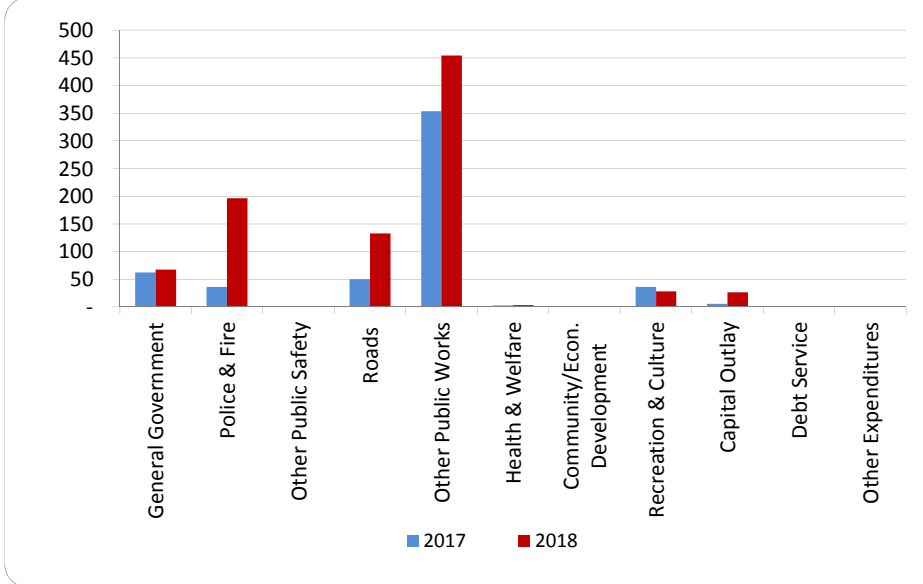
2. Compared to the prior year



	2017	2018	% change
General Government	\$ 42,609	\$ 45,897	7.72%
Police & Fire	24,919	134,248	438.74%
Other Public Safety	-	-	N/A
Roads	34,166	90,898	166.05%
Other Public Works	241,339	310,270	28.56%
Health & Welfare	2,016	2,191	8.68%
Community/Econ. Development	225	643	185.78%
Recreation & Culture	24,909	19,333	-22.39%
Capital Outlay	3,920	18,239	365.28%
Debt Service	-	-	N/A
Other Expenditures	-	-	N/A
<b>Total Expenditures</b>	<b>\$ 374,103</b>	<b>\$ 621,719</b>	<b>66.19%</b>

3. Spending per capita - compared to the prior year

4. Historical trends of individual departments:



Commentary:

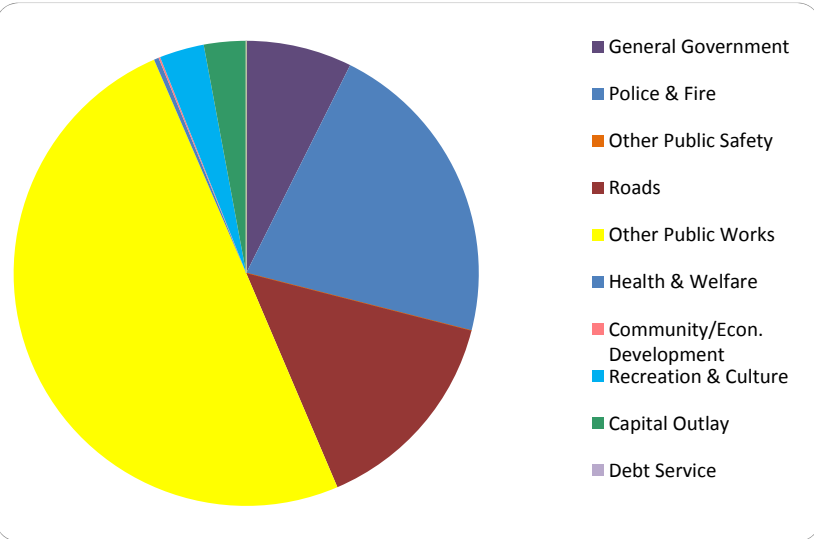
For more information on our unit's finances, contact Mindy Thomas at (989) 682-9227.

**CITIZEN'S GUIDE TO LOCAL UNIT FINANCES - Maple Rapids - Clinton (193050)**

**EXPENDITURES**

1. Where we spend our money (all governmental funds)

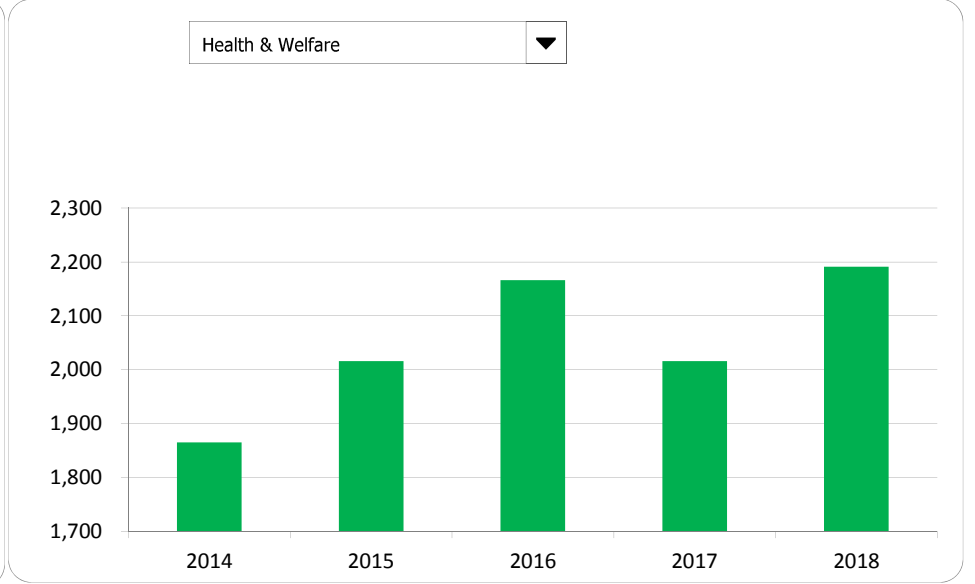
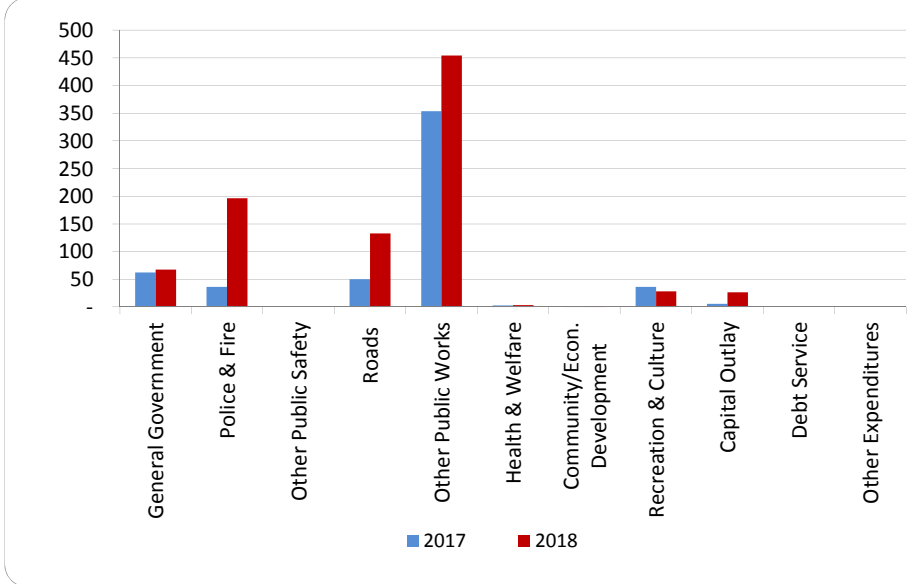
2. Compared to the prior year



	2017	2018	% change
General Government	\$ 42,609	\$ 45,897	7.72%
Police & Fire	24,919	134,248	438.74%
Other Public Safety	-	-	N/A
Roads	34,166	90,898	166.05%
Other Public Works	241,339	310,270	28.56%
Health & Welfare	2,016	2,191	8.68%
Community/Econ. Development	225	643	185.78%
Recreation & Culture	24,909	19,333	-22.39%
Capital Outlay	3,920	18,239	365.28%
Debt Service	-	-	N/A
Other Expenditures	-	-	N/A
<b>Total Expenditures</b>	<b>\$ 374,103</b>	<b>\$ 621,719</b>	<b>66.19%</b>

3. Spending per capita - compared to the prior year

4. Historical trends of individual departments:



Commentary:

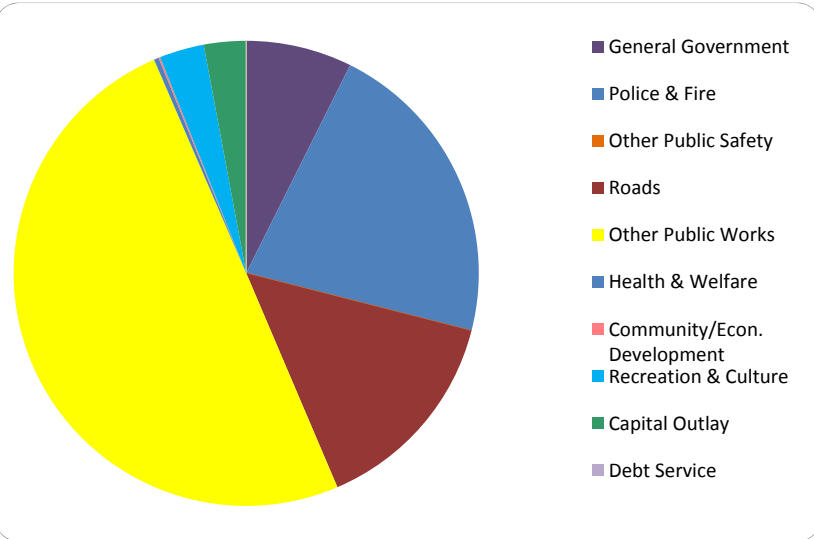
For more information on our unit's finances, contact Mindy Thomas at (989) 682-9227.

**CITIZEN'S GUIDE TO LOCAL UNIT FINANCES - Maple Rapids - Clinton (193050)**

**EXPENDITURES**

1. Where we spend our money (all governmental funds)

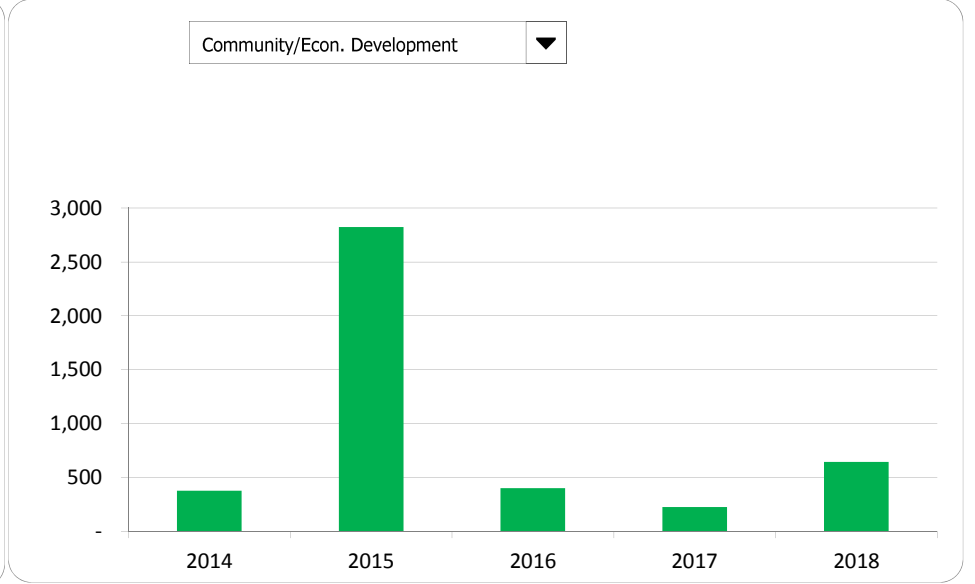
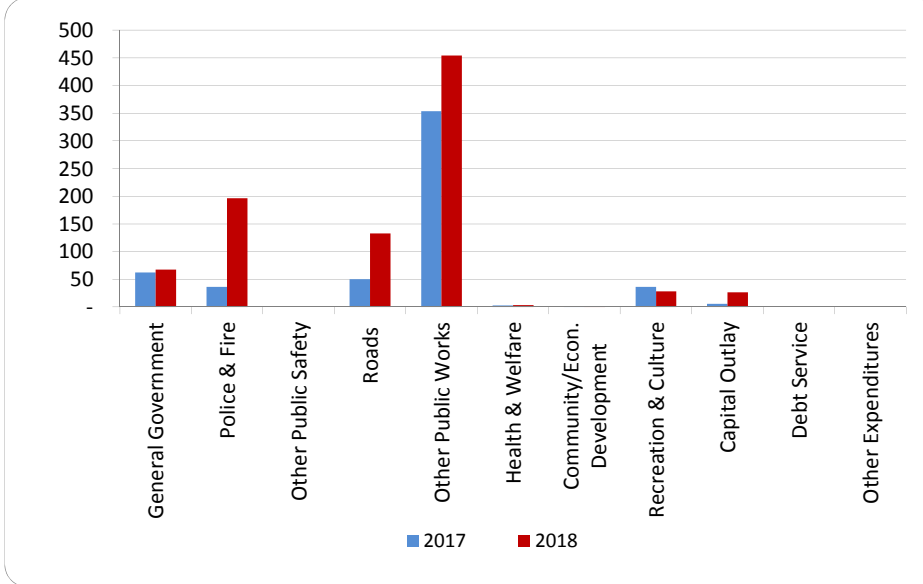
2. Compared to the prior year



	2017	2018	% change
General Government	\$ 42,609	\$ 45,897	7.72%
Police & Fire	24,919	134,248	438.74%
Other Public Safety	-	-	N/A
Roads	34,166	90,898	166.05%
Other Public Works	241,339	310,270	28.56%
Health & Welfare	2,016	2,191	8.68%
Community/Econ. Development	225	643	185.78%
Recreation & Culture	24,909	19,333	-22.39%
Capital Outlay	3,920	18,239	365.28%
Debt Service	-	-	N/A
Other Expenditures	-	-	N/A
<b>Total Expenditures</b>	<b>\$ 374,103</b>	<b>\$ 621,719</b>	<b>66.19%</b>

3. Spending per capita - compared to the prior year

4. Historical trends of individual departments:



Commentary:

For more information on our unit's finances, contact Mindy Thomas at (989) 682-9227.

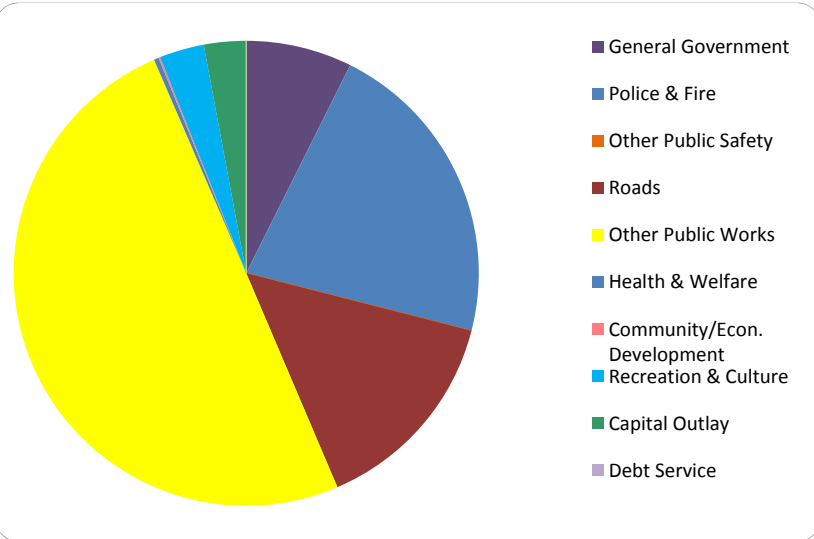


**CITIZEN'S GUIDE TO LOCAL UNIT FINANCES - Maple Rapids - Clinton (193050)**

**EXPENDITURES**

1. Where we spend our money (all governmental funds)

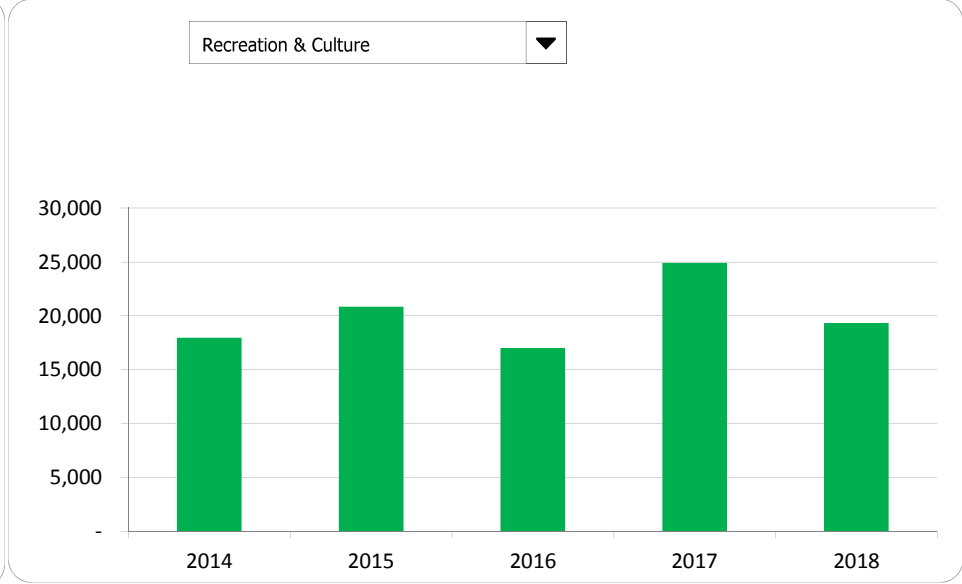
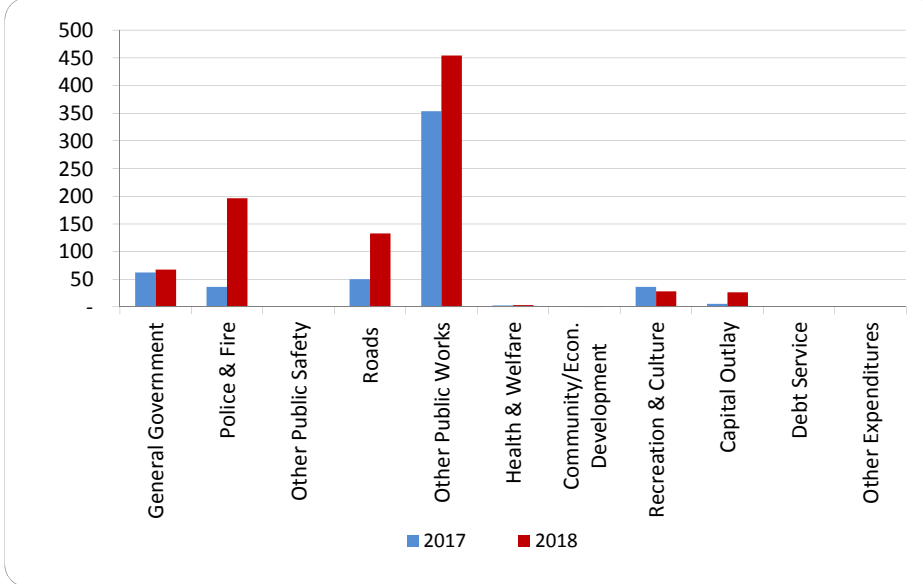
2. Compared to the prior year



	2017	2018	% change
General Government	\$ 42,609	\$ 45,897	7.72%
Police & Fire	24,919	134,248	438.74%
Other Public Safety	-	-	N/A
Roads	34,166	90,898	166.05%
Other Public Works	241,339	310,270	28.56%
Health & Welfare	2,016	2,191	8.68%
Community/Econ. Development	225	643	185.78%
Recreation & Culture	24,909	19,333	-22.39%
Capital Outlay	3,920	18,239	365.28%
Debt Service	-	-	N/A
Other Expenditures	-	-	N/A
<b>Total Expenditures</b>	<b>\$ 374,103</b>	<b>\$ 621,719</b>	<b>66.19%</b>

3. Spending per capita - compared to the prior year

4. Historical trends of individual departments:



Commentary:

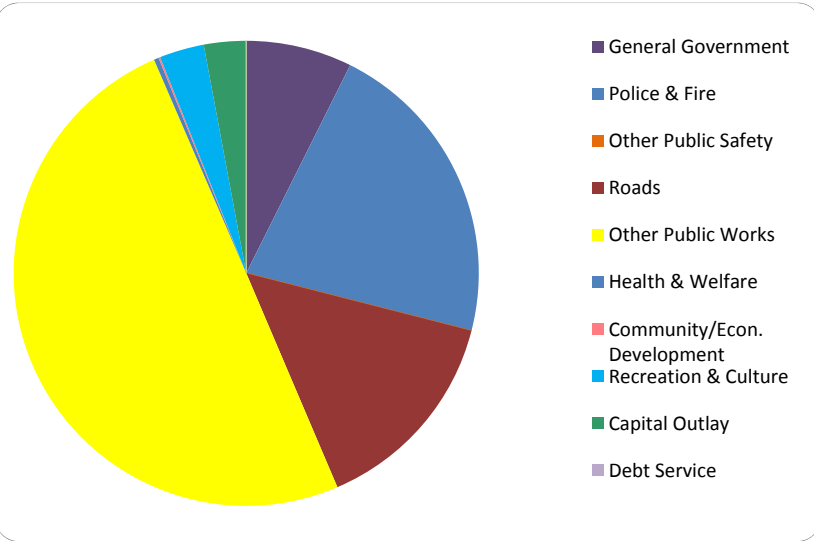
For more information on our unit's finances, contact Mindy Thomas at (989) 682-9227.

**CITIZEN'S GUIDE TO LOCAL UNIT FINANCES - Maple Rapids - Clinton (193050)**

**EXPENDITURES**

1. Where we spend our money (all governmental funds)

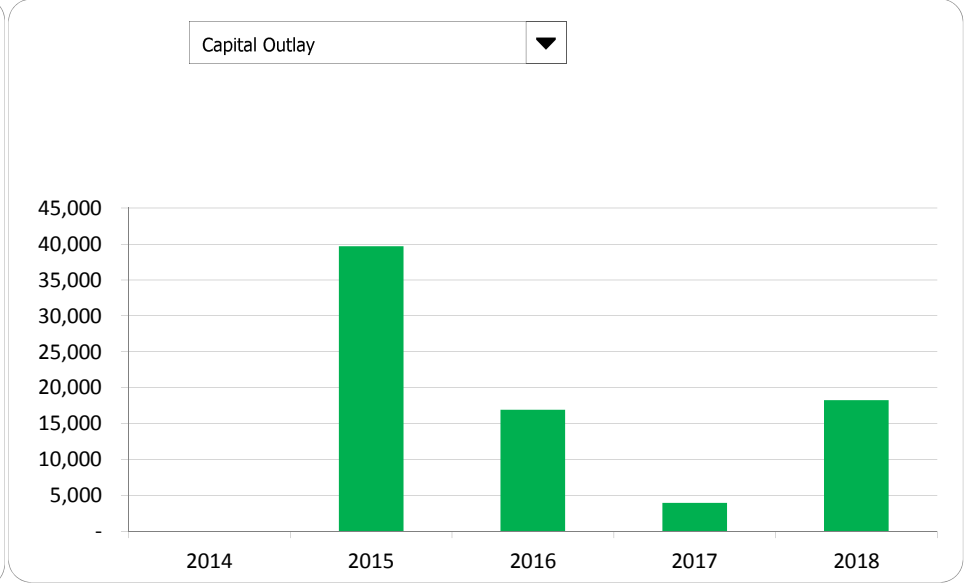
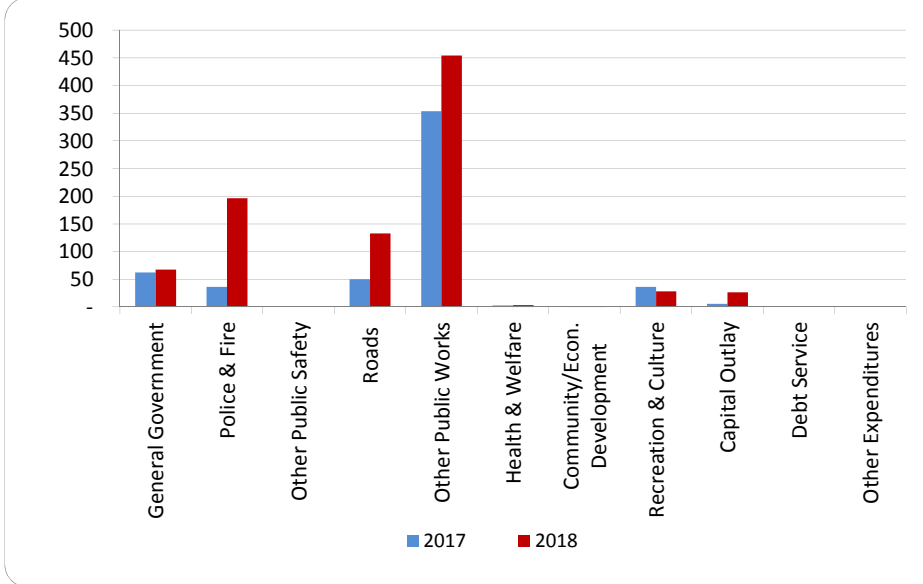
2. Compared to the prior year



	2017	2018	% change
General Government	\$ 42,609	\$ 45,897	7.72%
Police & Fire	24,919	134,248	438.74%
Other Public Safety	-	-	N/A
Roads	34,166	90,898	166.05%
Other Public Works	241,339	310,270	28.56%
Health & Welfare	2,016	2,191	8.68%
Community/Econ. Development	225	643	185.78%
Recreation & Culture	24,909	19,333	-22.39%
Capital Outlay	3,920	18,239	365.28%
Debt Service	-	-	N/A
Other Expenditures	-	-	N/A
<b>Total Expenditures</b>	<b>\$ 374,103</b>	<b>\$ 621,719</b>	<b>66.19%</b>

3. Spending per capita - compared to the prior year

4. Historical trends of individual departments:



Commentary:

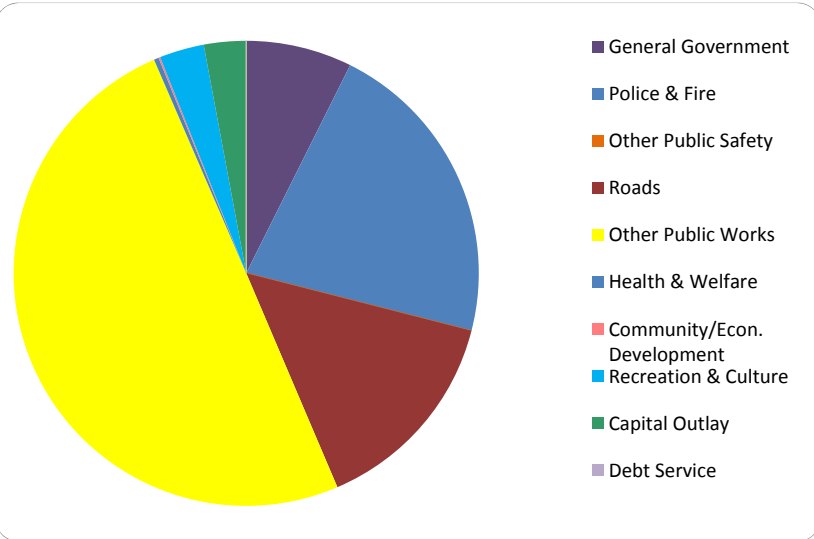
For more information on our unit's finances, contact Mindy Thomas at (989) 682-9227.

**CITIZEN'S GUIDE TO LOCAL UNIT FINANCES - Maple Rapids - Clinton (193050)**

**EXPENDITURES**

1. Where we spend our money (all governmental funds)


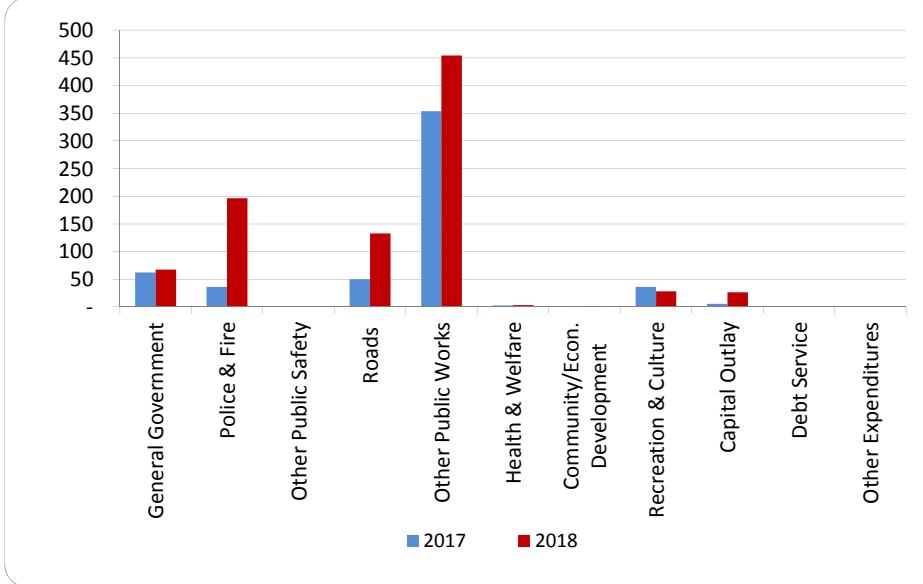
2. Compared to the prior year



	2017	2018	% change
General Government	\$ 42,609	\$ 45,897	7.72%
Police & Fire	24,919	134,248	438.74%
Other Public Safety	-	-	N/A
Roads	34,166	90,898	166.05%
Other Public Works	241,339	310,270	28.56%
Health & Welfare	2,016	2,191	8.68%
Community/Econ. Development	225	643	185.78%
Recreation & Culture	24,909	19,333	-22.39%
Capital Outlay	3,920	18,239	365.28%
Debt Service	-	-	N/A
Other Expenditures	-	-	N/A
<b>Total Expenditures</b>	<b>\$ 374,103</b>	<b>\$ 621,719</b>	<b>66.19%</b>

3. Spending per capita - compared to the prior year

4. Historical trends of individual departments:



Commentary:

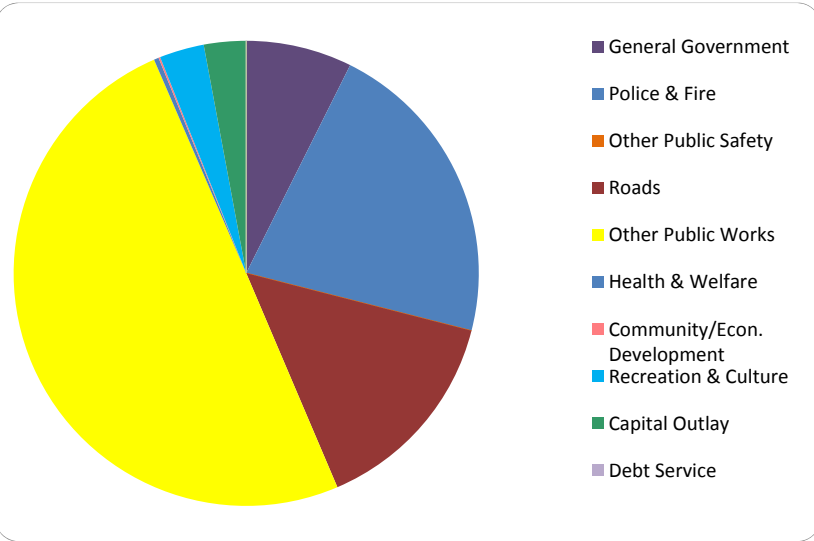
For more information on our unit's finances, contact Mindy Thomas at (989) 682-9227.

**CITIZEN'S GUIDE TO LOCAL UNIT FINANCES - Maple Rapids - Clinton (193050)**

**EXPENDITURES**

1. Where we spend our money (all governmental funds)

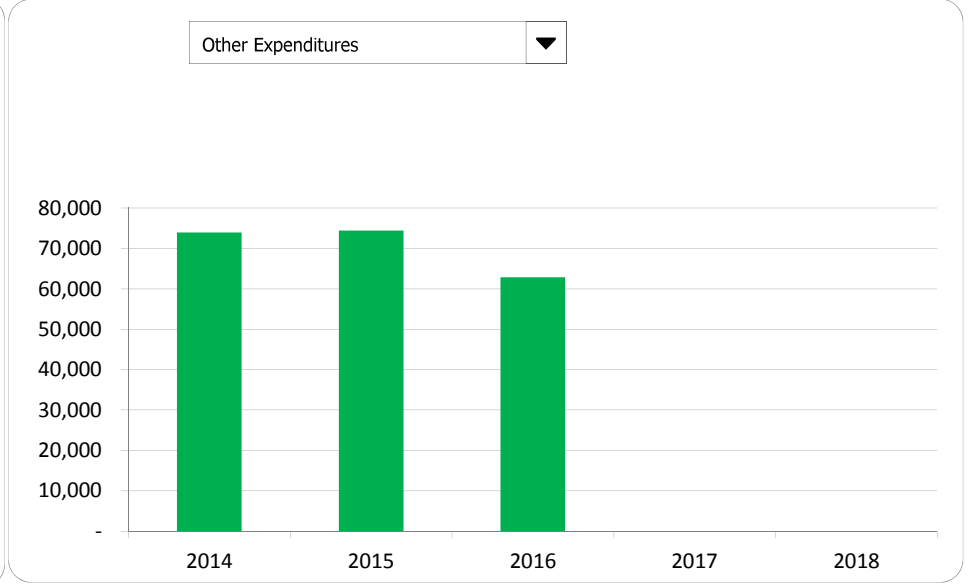
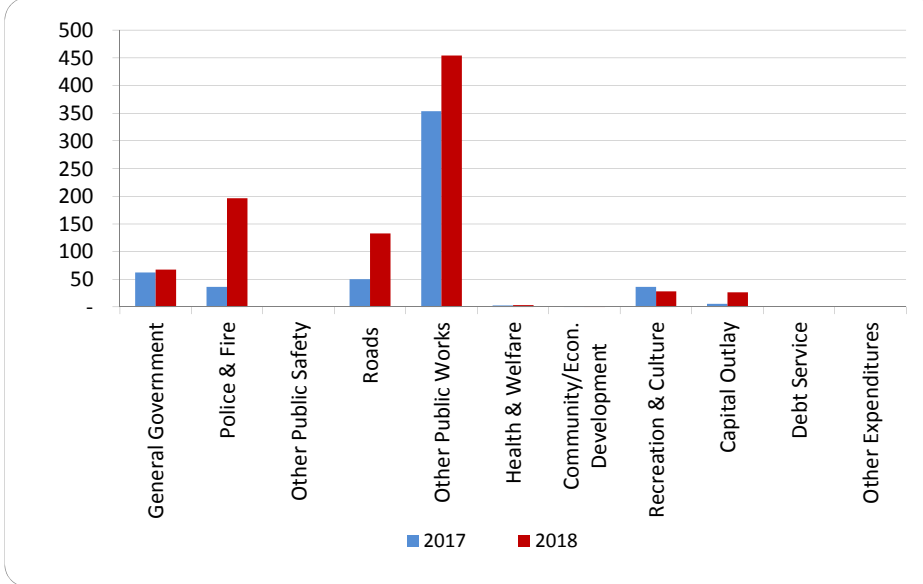
2. Compared to the prior year



	2017	2018	% change
General Government	\$ 42,609	\$ 45,897	7.72%
Police & Fire	24,919	134,248	438.74%
Other Public Safety	-	-	N/A
Roads	34,166	90,898	166.05%
Other Public Works	241,339	310,270	28.56%
Health & Welfare	2,016	2,191	8.68%
Community/Econ. Development	225	643	185.78%
Recreation & Culture	24,909	19,333	-22.39%
Capital Outlay	3,920	18,239	365.28%
Debt Service	-	-	N/A
Other Expenditures	-	-	N/A
<b>Total Expenditures</b>	<b>\$ 374,103</b>	<b>\$ 621,719</b>	<b>66.19%</b>

3. Spending per capita - compared to the prior year

4. Historical trends of individual departments:



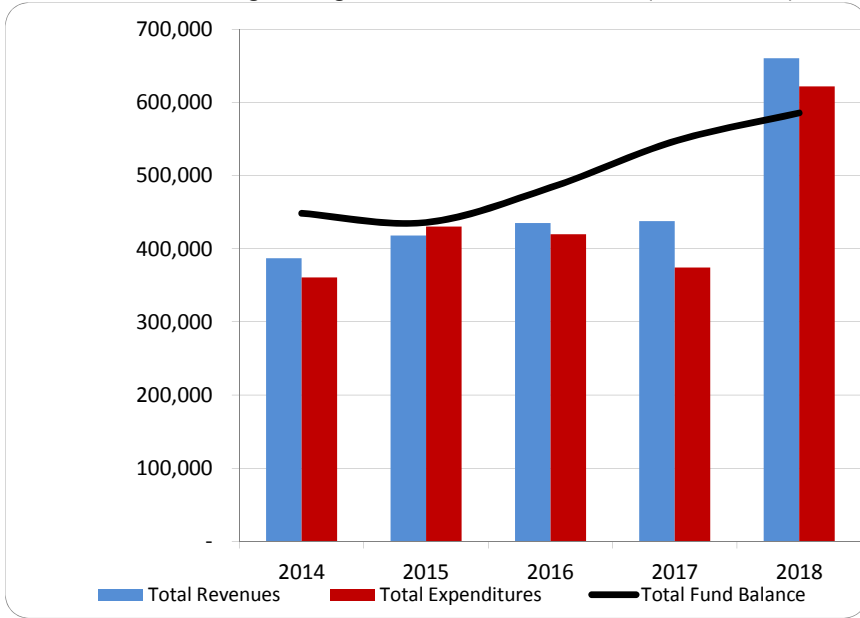
Commentary:

For more information on our unit's finances, contact Mindy Thomas at (989) 682-9227.

**CITIZEN'S GUIDE TO LOCAL UNIT FINANCES - Maple Rapids - Clinton (193050)**

**FINANCIAL POSITION**

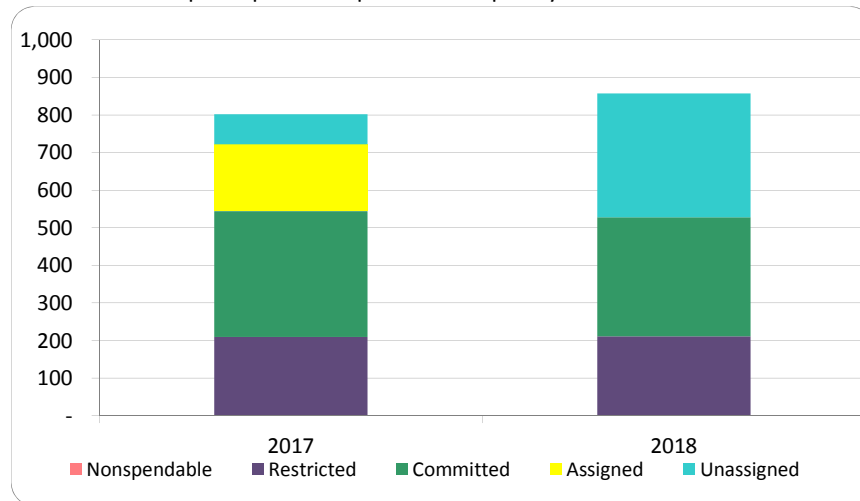
1. How have we managed our governmental fund resources (fund balance)?



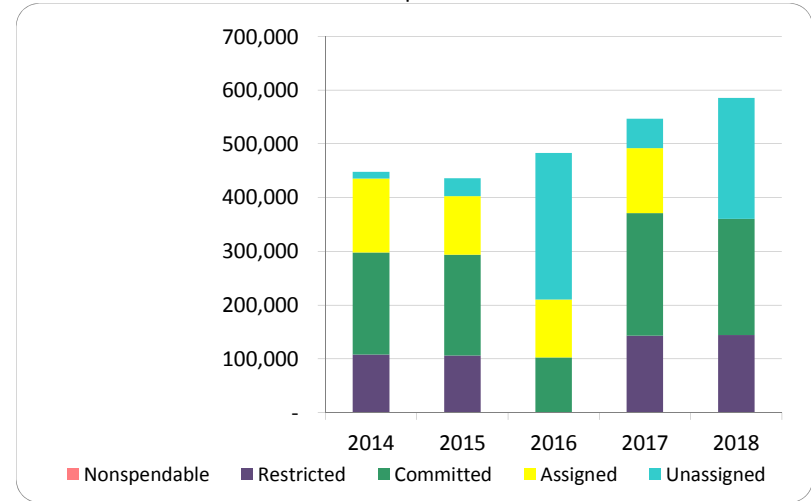
2. Compared to the prior year

	2017	2018	% change
Revenue	437,582	660,389	50.92%
Expenditures	374,103	621,719	66.19%
Surplus (shortfall)	63,479	38,670	-39.08%
Fund balance, by component:			
Nonspendable	-	-	N/A
Restricted	142,922	144,129	0.84%
Committed	228,302	216,153	-5.32%
Assigned	121,190	-	-100.00%
Unassigned	54,473	225,275	313.55%
total fund balance	546,887	585,557	7.07%

3. Fund balance per capita - compared to the prior year



4. Historical trends of individual components



Commentary:

For more information on our unit's finances, contact Mindy Thomas at (989) 682-9227.

**CITIZEN'S GUIDE TO LOCAL UNIT FINANCES - Maple Rapids - Clinton (193050)**

**OTHER LONG TERM OBLIGATIONS**

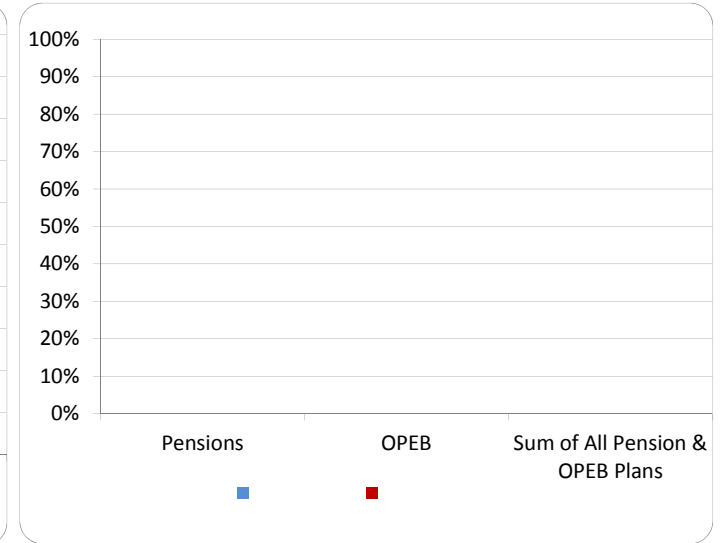
1. Pension funding status



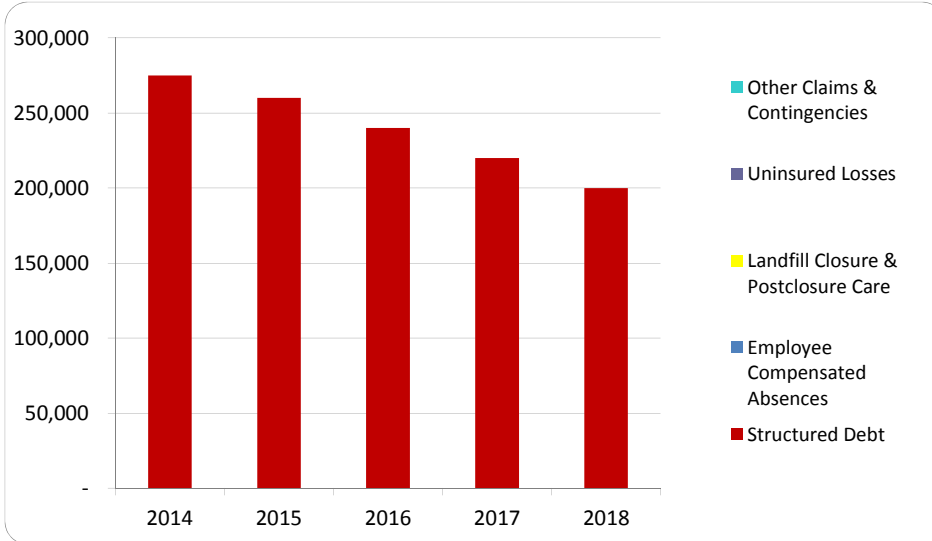
2. Retiree Health care funding status



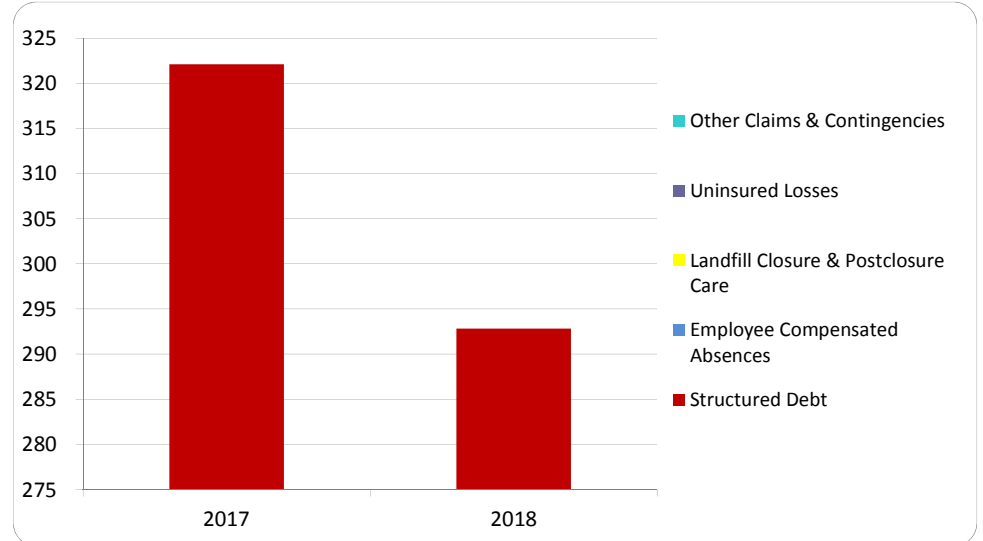
3. Percent funded - compared to the prior year



4. Long Term Debt obligations:



5. Debt & other long term obligations per capita - compared to the prior year



Commentary: Village of Maple Rapids does not do any Pension Funding and does not offer any Retiree Health Care Coverage.

For more information on our unit's finances, contact Mindy Thomas at (989) 682-9227.