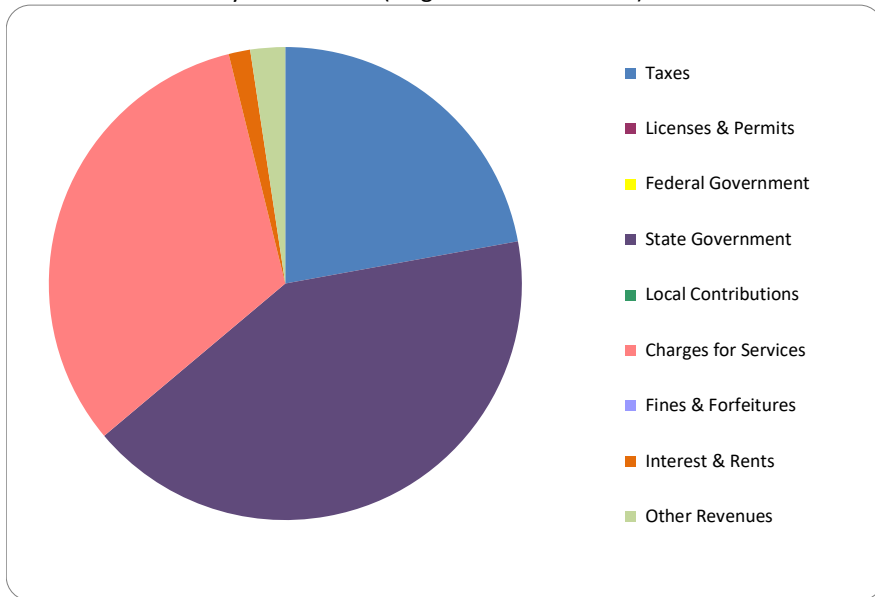


CITIZEN'S GUIDE TO LOCAL UNIT FINANCES - Maple Rapids - Clinton (193050)

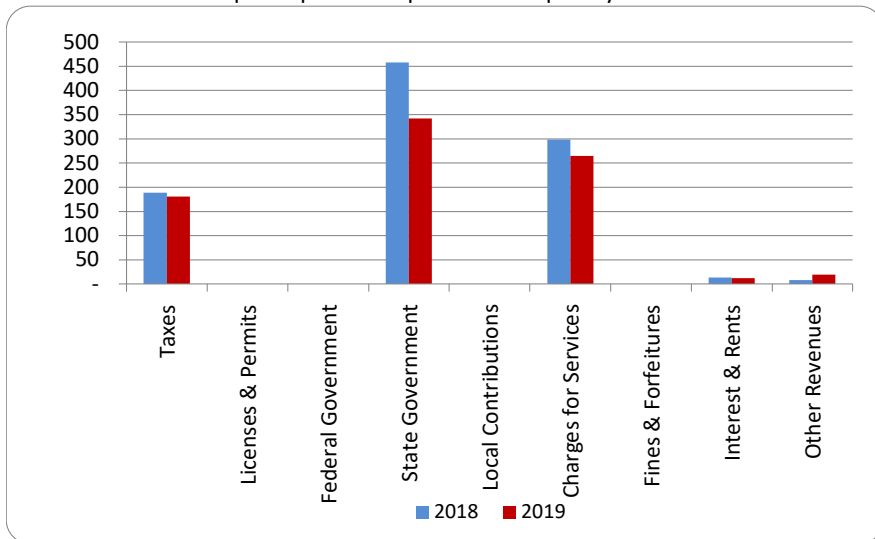
1. Where our money comes from (all governmental funds)



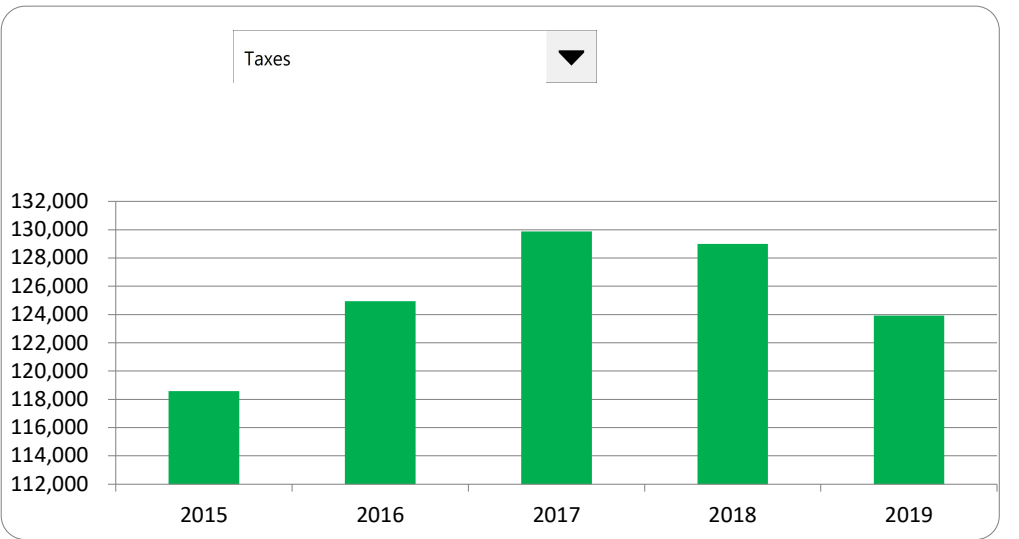
2. Compared to the prior year

	2018	2019	% change
Taxes	\$ 128,988	\$ 123,932	-3.92%
Licenses & Permits	-	-	N/A
Federal Government	-	-	N/A
State Government	312,874	233,866	-25.25%
Local Contributions	-	-	N/A
Charges for Services	203,792	180,708	-11.33%
Fines & Forfeitures	-	-	N/A
Interest & Rents	9,117	8,327	-8.67%
Other Revenues	5,618	13,300	136.74%
Total Revenues	\$ 660,389	\$ 560,133	-15.18%

3. Revenue sources per capita - compared to the prior year



4. Historical trends of individual sources



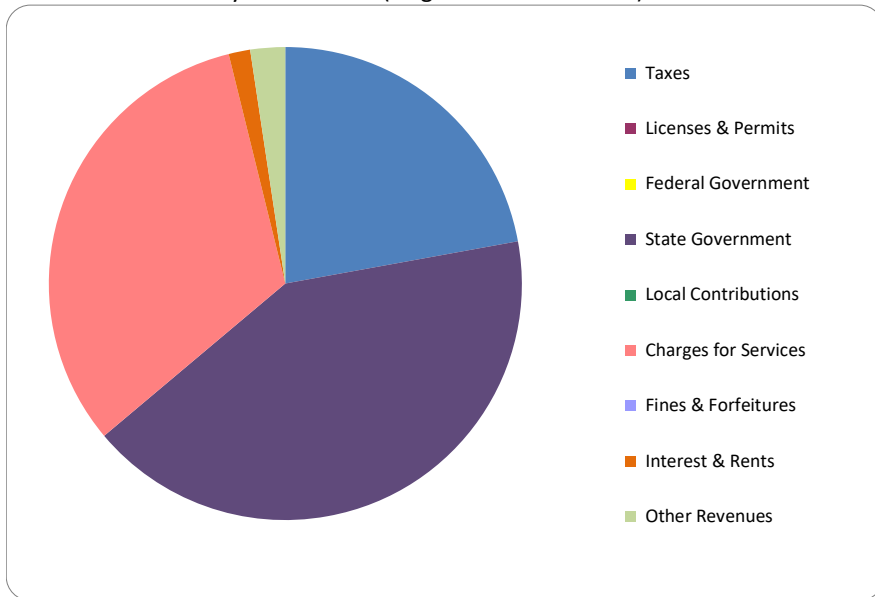
Commentary:

For more information on our unit's finances, contact at .

CITIZEN'S GUIDE TO LOCAL UNIT FINANCES - Maple Rapids - Clinton (193050)

REVENUES

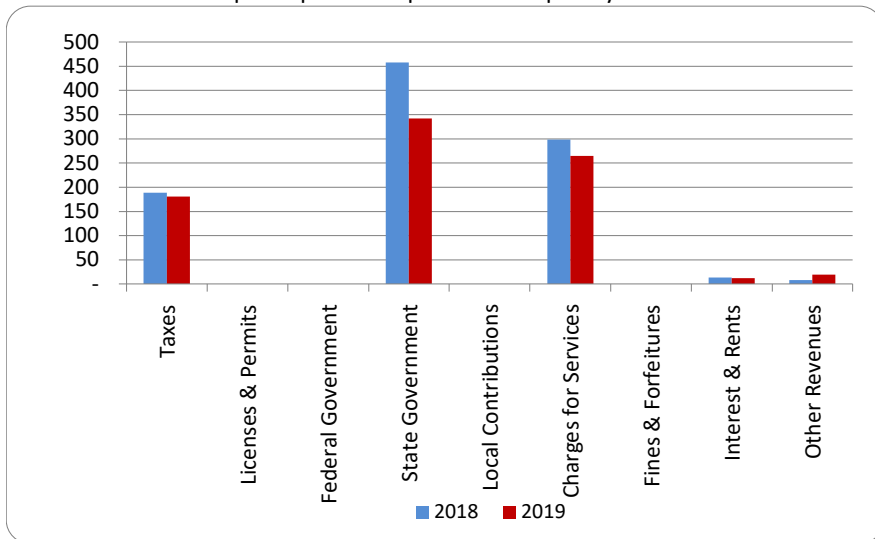
1. Where our money comes from (all governmental funds)



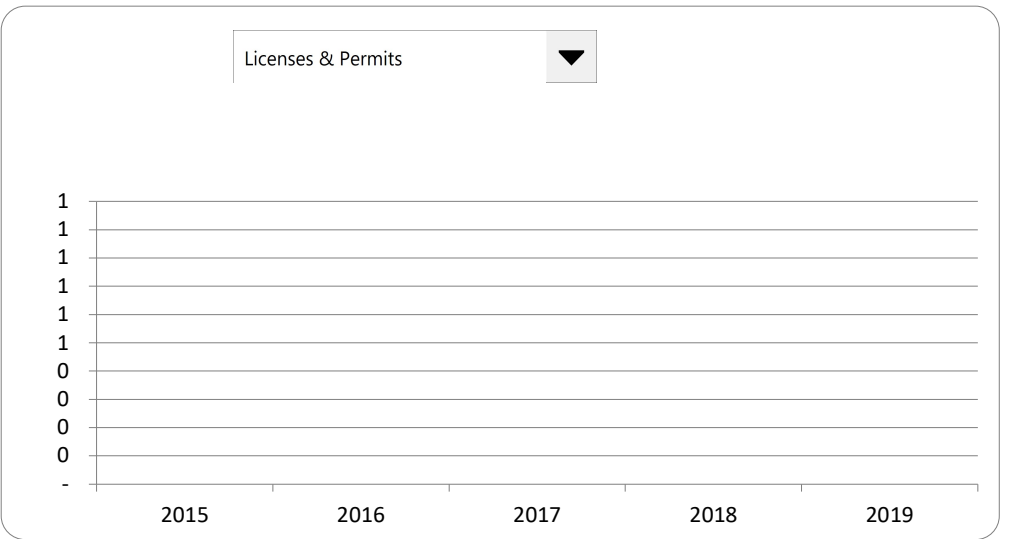
2. Compared to the prior year

	<u>2018</u>	<u>2019</u>	<u>% change</u>
Taxes	\$ 128,988	\$ 123,932	-3.92%
Licenses & Permits	-	-	N/A
Federal Government	-	-	N/A
State Government	312,874	233,866	-25.25%
Local Contributions	-	-	N/A
Charges for Services	203,792	180,708	-11.33%
Fines & Forfeitures	-	-	N/A
Interest & Rents	9,117	8,327	-8.67%
Other Revenues	5,618	13,300	136.74%
Total Revenues	\$ 660,389	\$ 560,133	-15.18%

3. Revenue sources per capita - compared to the prior year



4. Historical trends of individual sources



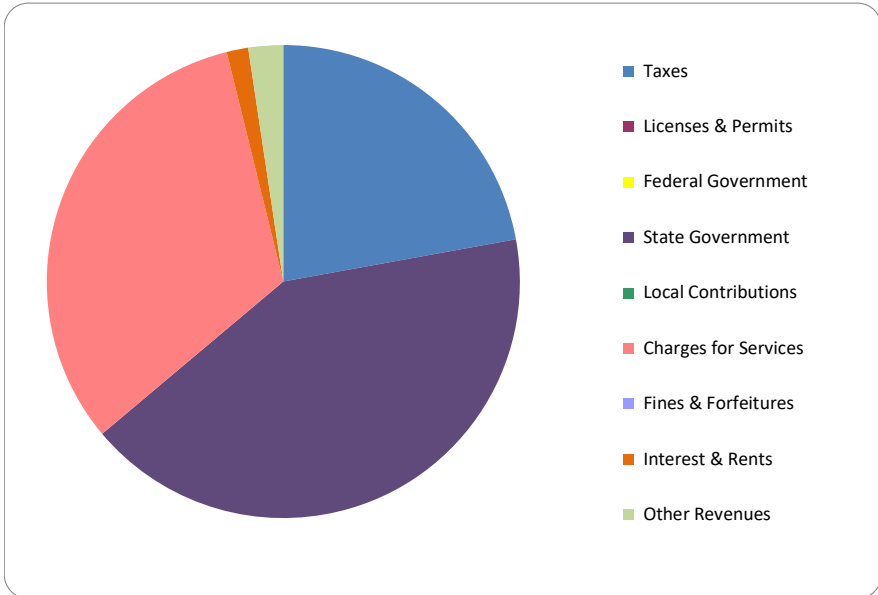
Commentary:

For more information on our unit's finances, contact at .

CITIZEN'S GUIDE TO LOCAL UNIT FINANCES - Maple Rapids - Clinton (193050)

REVENUES

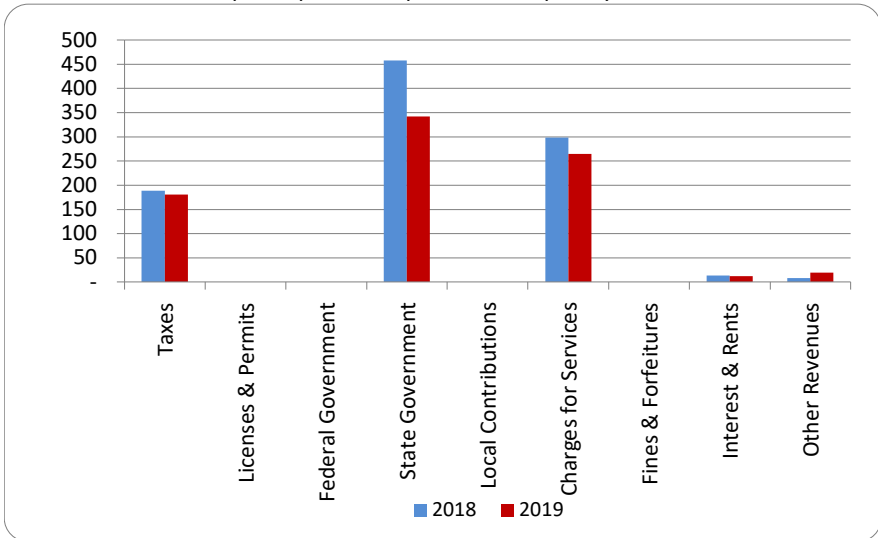
1. Where our money comes from (all governmental funds)



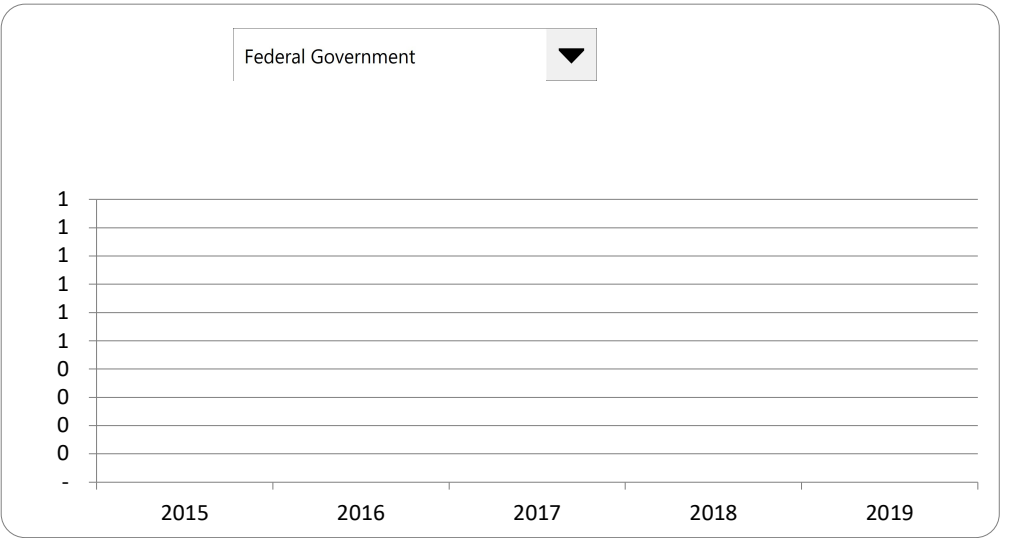
2. Compared to the prior year

	<u>2018</u>	<u>2019</u>	<u>% change</u>
Taxes	\$ 128,988	\$ 123,932	-3.92%
Licenses & Permits	-	-	N/A
Federal Government	-	-	N/A
State Government	312,874	233,866	-25.25%
Local Contributions	-	-	N/A
Charges for Services	203,792	180,708	-11.33%
Fines & Forfeitures	-	-	N/A
Interest & Rents	9,117	8,327	-8.67%
Other Revenues	5,618	13,300	136.74%
Total Revenues	\$ 660,389	\$ 560,133	-15.18%

3. Revenue sources per capita - compared to the prior year



4. Historical trends of individual sources

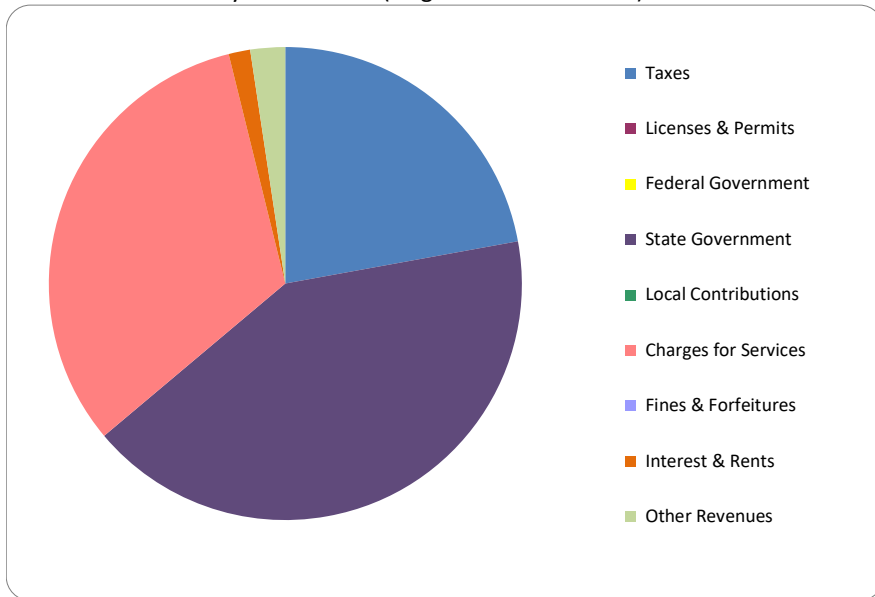


Commentary:

For more information on our unit's finances, contact at .

CITIZEN'S GUIDE TO LOCAL UNIT FINANCES - Maple Rapids - Clinton (193050)

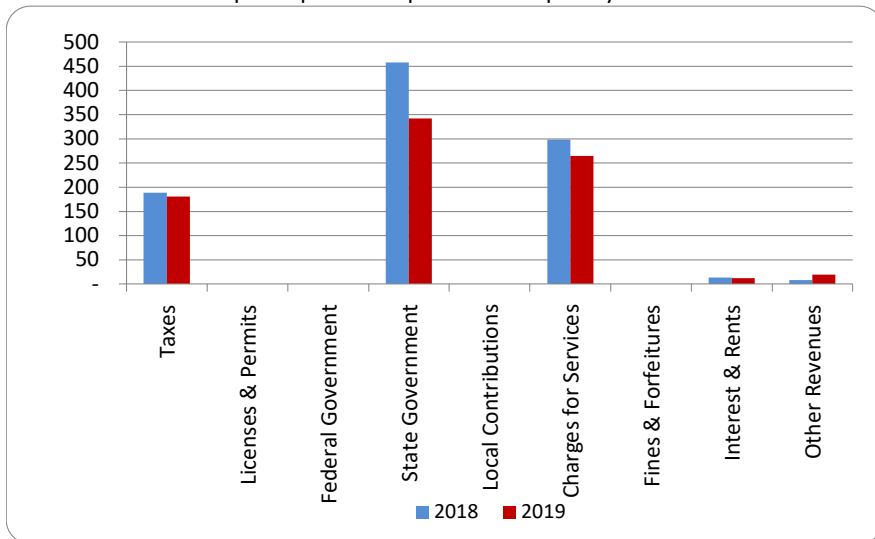
1. Where our money comes from (all governmental funds)



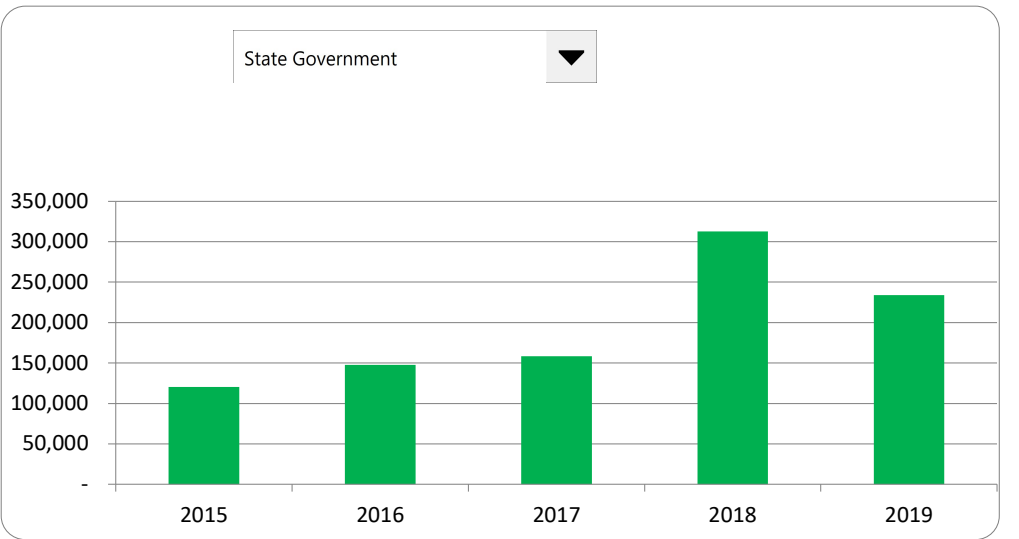
2. Compared to the prior year

	2018	2019	% change
Taxes	\$ 128,988	\$ 123,932	-3.92%
Licenses & Permits	-	-	N/A
Federal Government	-	-	N/A
State Government	312,874	233,866	-25.25%
Local Contributions	-	-	N/A
Charges for Services	203,792	180,708	-11.33%
Fines & Forfeitures	-	-	N/A
Interest & Rents	9,117	8,327	-8.67%
Other Revenues	5,618	13,300	136.74%
Total Revenues	\$ 660,389	\$ 560,133	-15.18%

3. Revenue sources per capita - compared to the prior year



4. Historical trends of individual sources



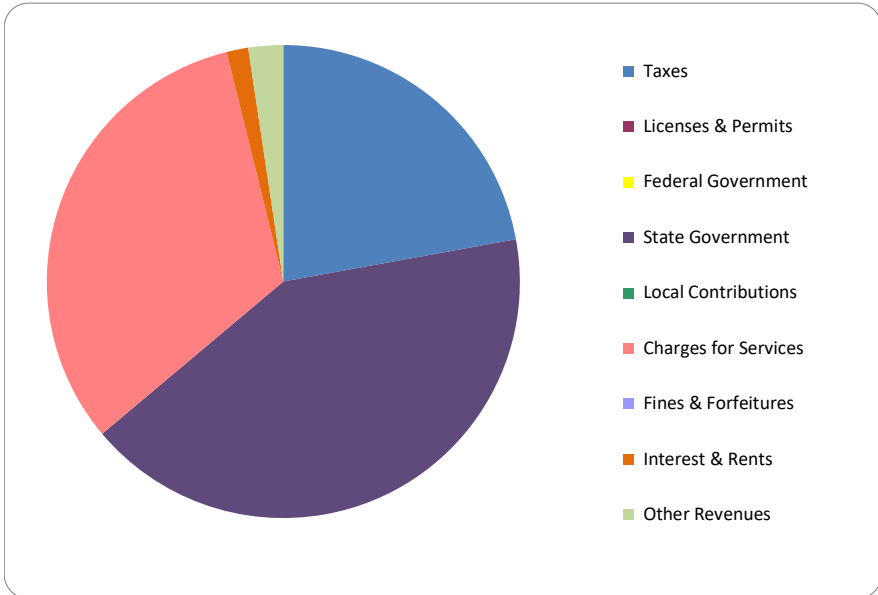
Commentary:

For more information on our unit's finances, contact at .

CITIZEN'S GUIDE TO LOCAL UNIT FINANCES - Maple Rapids - Clinton (193050)

REVENUES

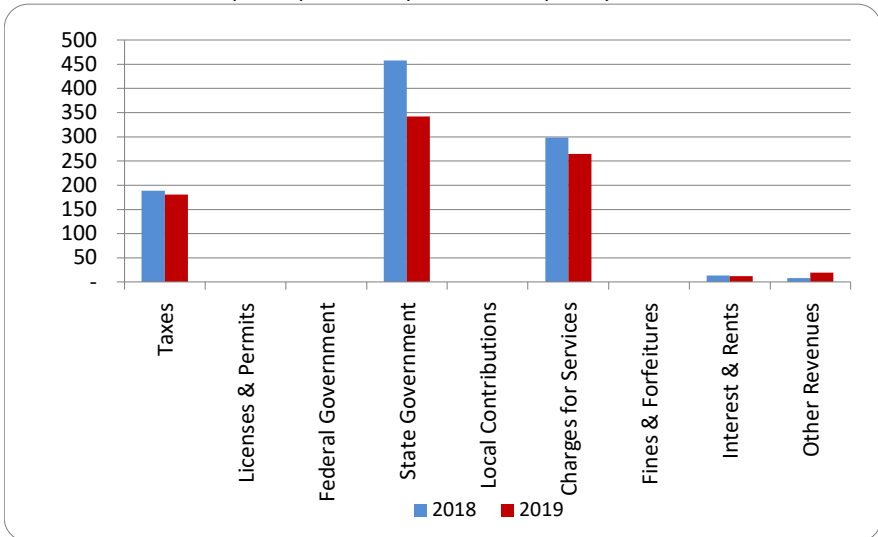
1. Where our money comes from (all governmental funds)



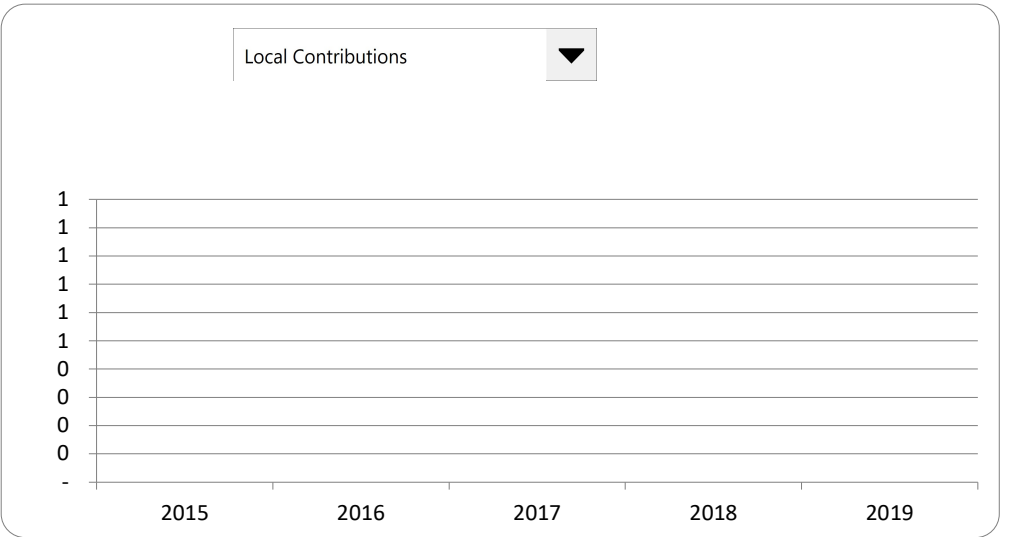
2. Compared to the prior year

	<u>2018</u>	<u>2019</u>	<u>% change</u>
Taxes	\$ 128,988	\$ 123,932	-3.92%
Licenses & Permits	-	-	N/A
Federal Government	-	-	N/A
State Government	312,874	233,866	-25.25%
Local Contributions	-	-	N/A
Charges for Services	203,792	180,708	-11.33%
Fines & Forfeitures	-	-	N/A
Interest & Rents	9,117	8,327	-8.67%
Other Revenues	5,618	13,300	136.74%
Total Revenues	\$ 660,389	\$ 560,133	-15.18%

3. Revenue sources per capita - compared to the prior year



4. Historical trends of individual sources



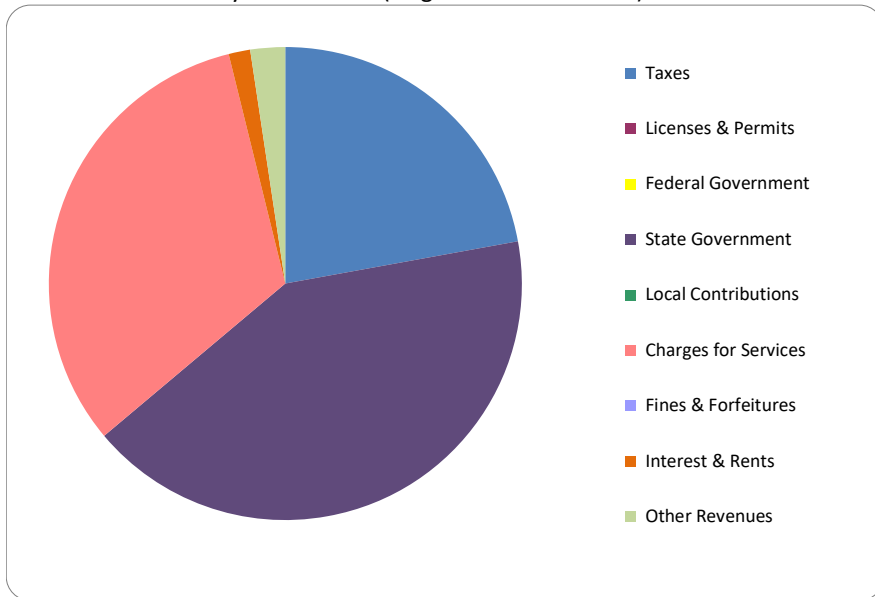
Commentary:

For more information on our unit's finances, contact at .

CITIZEN'S GUIDE TO LOCAL UNIT FINANCES - Maple Rapids - Clinton (193050)

REVENUES

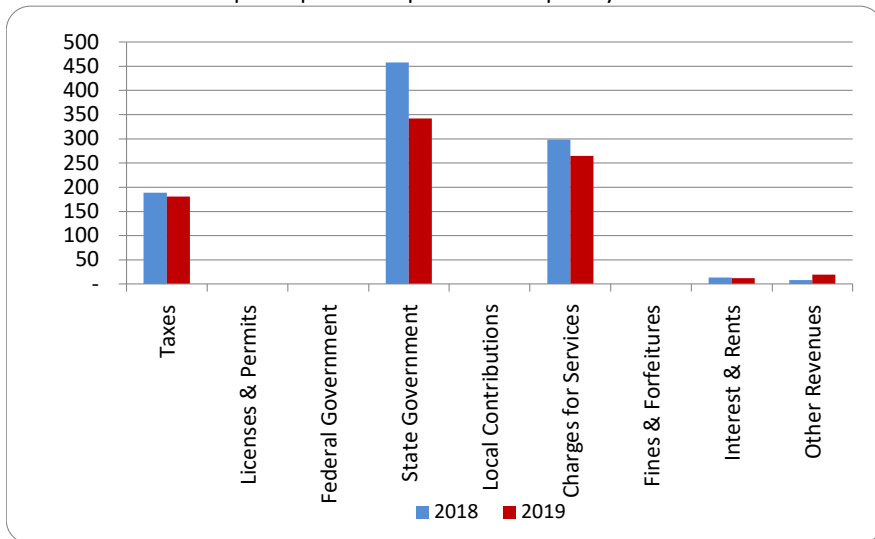
1. Where our money comes from (all governmental funds)



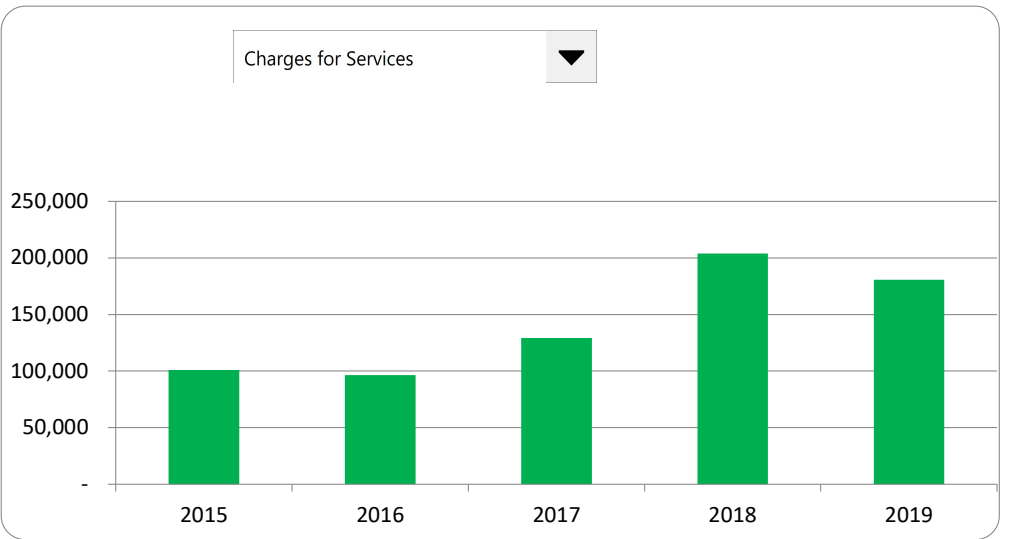
2. Compared to the prior year

	<u>2018</u>	<u>2019</u>	<u>% change</u>
Taxes	\$ 128,988	\$ 123,932	-3.92%
Licenses & Permits	-	-	N/A
Federal Government	-	-	N/A
State Government	312,874	233,866	-25.25%
Local Contributions	-	-	N/A
Charges for Services	203,792	180,708	-11.33%
Fines & Forfeitures	-	-	N/A
Interest & Rents	9,117	8,327	-8.67%
Other Revenues	5,618	13,300	136.74%
Total Revenues	\$ 660,389	\$ 560,133	-15.18%

3. Revenue sources per capita - compared to the prior year



4. Historical trends of individual sources



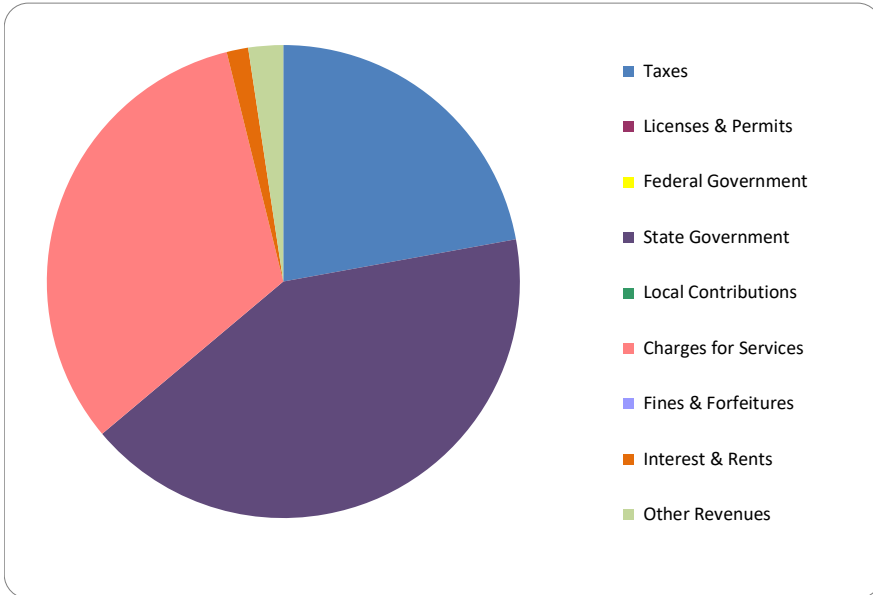
Commentary:

For more information on our unit's finances, contact at .

CITIZEN'S GUIDE TO LOCAL UNIT FINANCES - Maple Rapids - Clinton (193050)

REVENUES

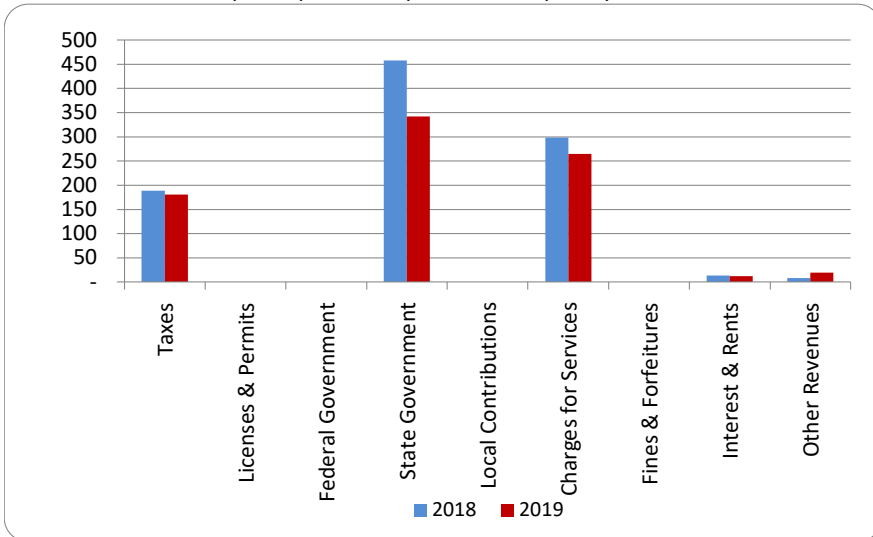
1. Where our money comes from (all governmental funds)



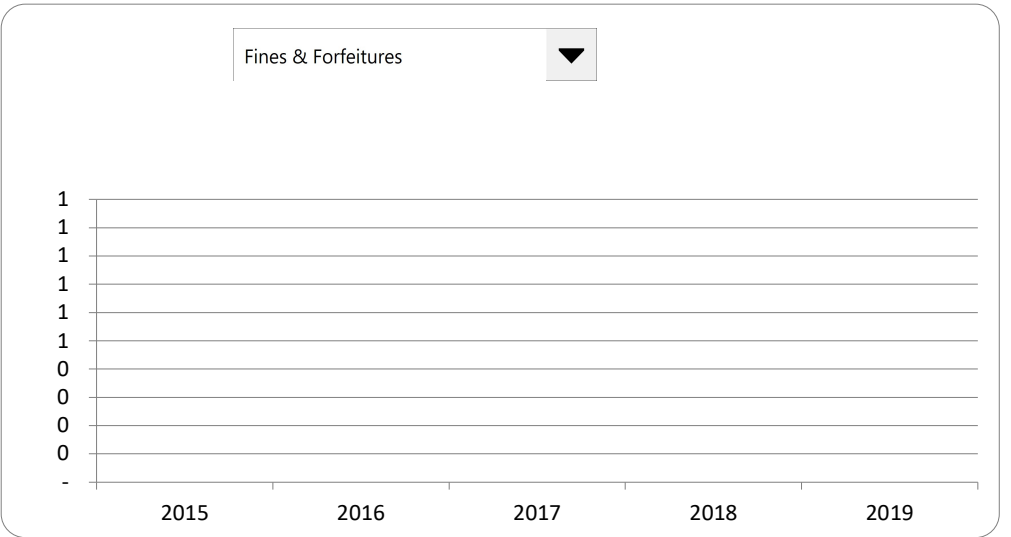
2. Compared to the prior year

	<u>2018</u>	<u>2019</u>	<u>% change</u>
Taxes	\$ 128,988	\$ 123,932	-3.92%
Licenses & Permits	-	-	N/A
Federal Government	-	-	N/A
State Government	312,874	233,866	-25.25%
Local Contributions	-	-	N/A
Charges for Services	203,792	180,708	-11.33%
Fines & Forfeitures	-	-	N/A
Interest & Rents	9,117	8,327	-8.67%
Other Revenues	5,618	13,300	136.74%
Total Revenues	\$ 660,389	\$ 560,133	-15.18%

3. Revenue sources per capita - compared to the prior year



4. Historical trends of individual sources

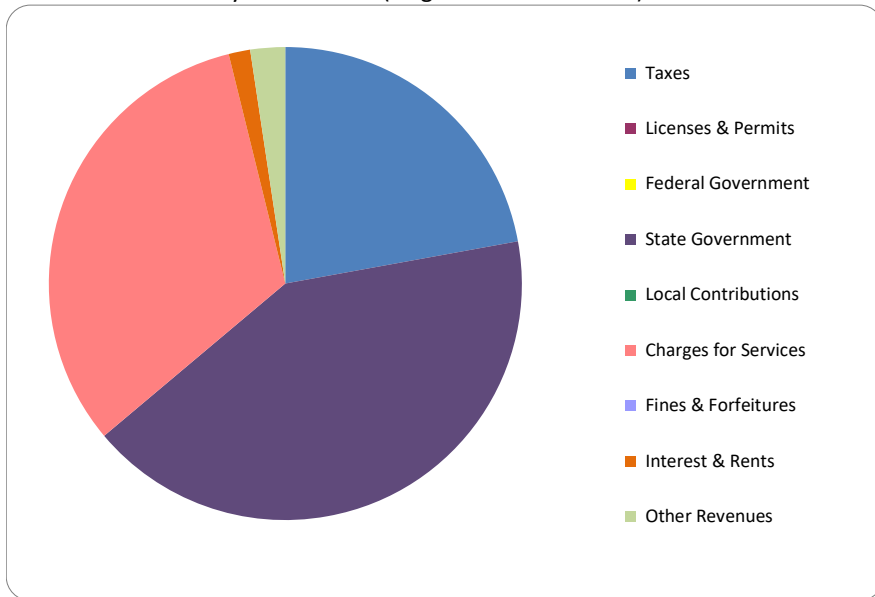


Commentary:

For more information on our unit's finances, contact at .

CITIZEN'S GUIDE TO LOCAL UNIT FINANCES - Maple Rapids - Clinton (193050)

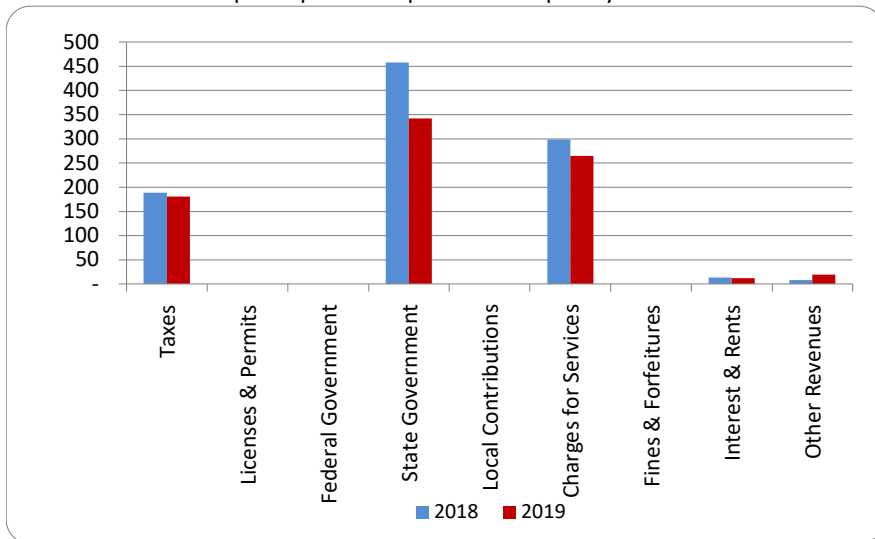
1. Where our money comes from (all governmental funds)



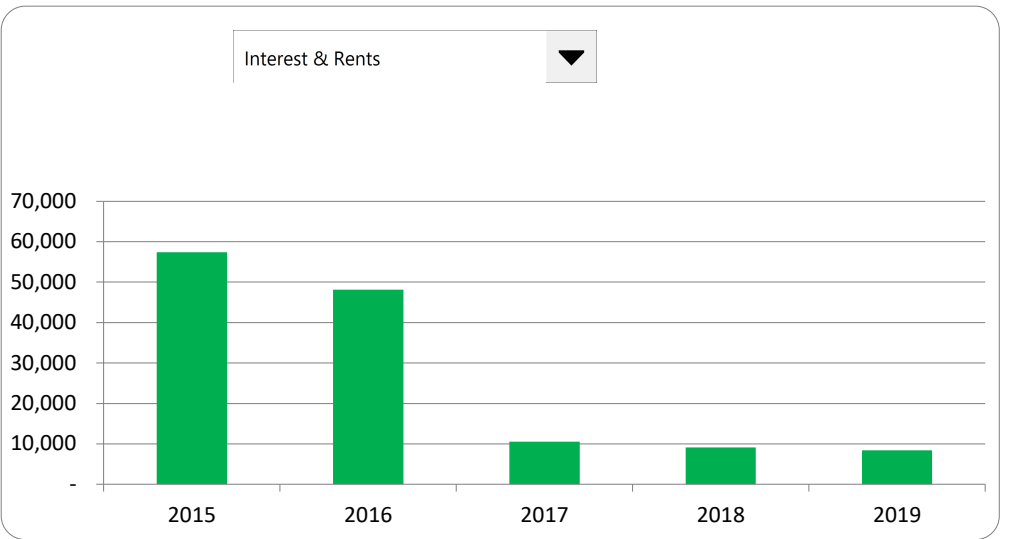
2. Compared to the prior year

	2018	2019	% change
Taxes	\$ 128,988	\$ 123,932	-3.92%
Licenses & Permits	-	-	N/A
Federal Government	-	-	N/A
State Government	312,874	233,866	-25.25%
Local Contributions	-	-	N/A
Charges for Services	203,792	180,708	-11.33%
Fines & Forfeitures	-	-	N/A
Interest & Rents	9,117	8,327	-8.67%
Other Revenues	5,618	13,300	136.74%
Total Revenues	\$ 660,389	\$ 560,133	-15.18%

3. Revenue sources per capita - compared to the prior year



4. Historical trends of individual sources



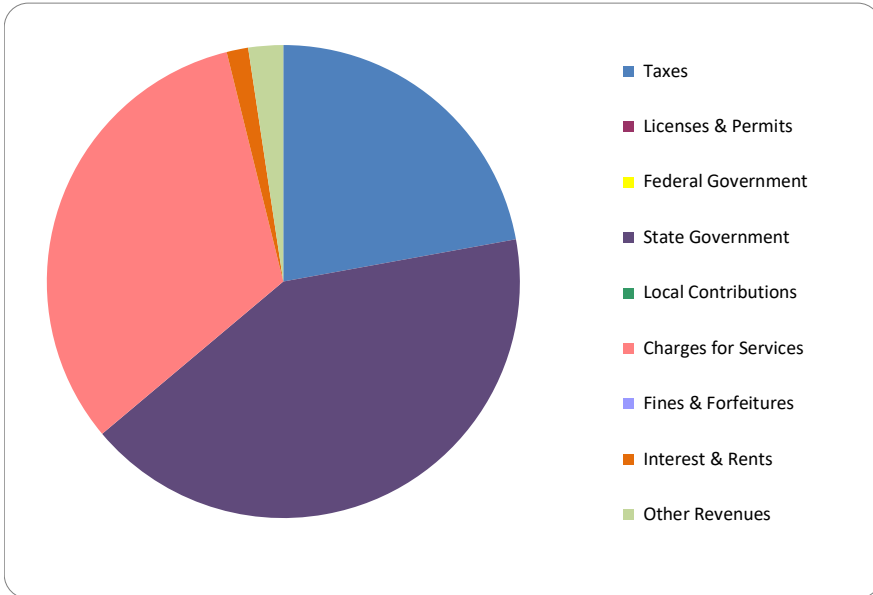
Commentary:

For more information on our unit's finances, contact at .

CITIZEN'S GUIDE TO LOCAL UNIT FINANCES - Maple Rapids - Clinton (193050)

REVENUES

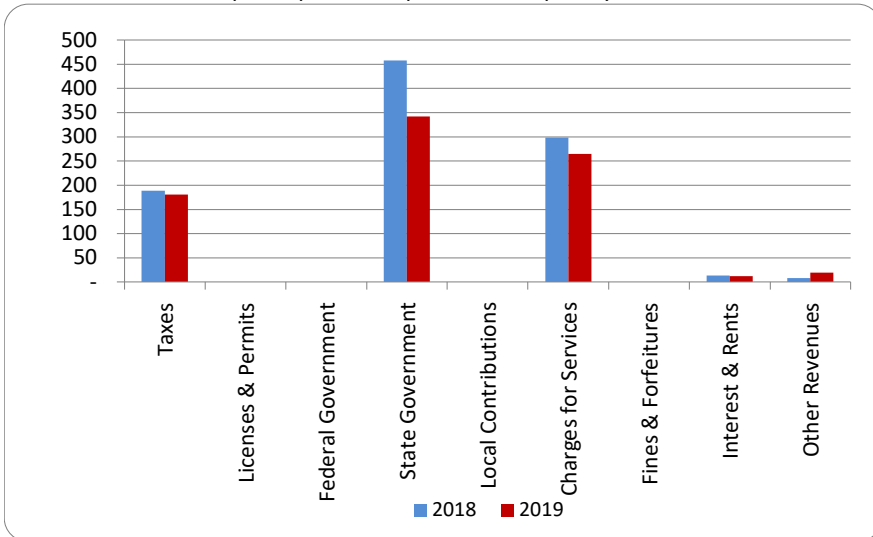
1. Where our money comes from (all governmental funds)



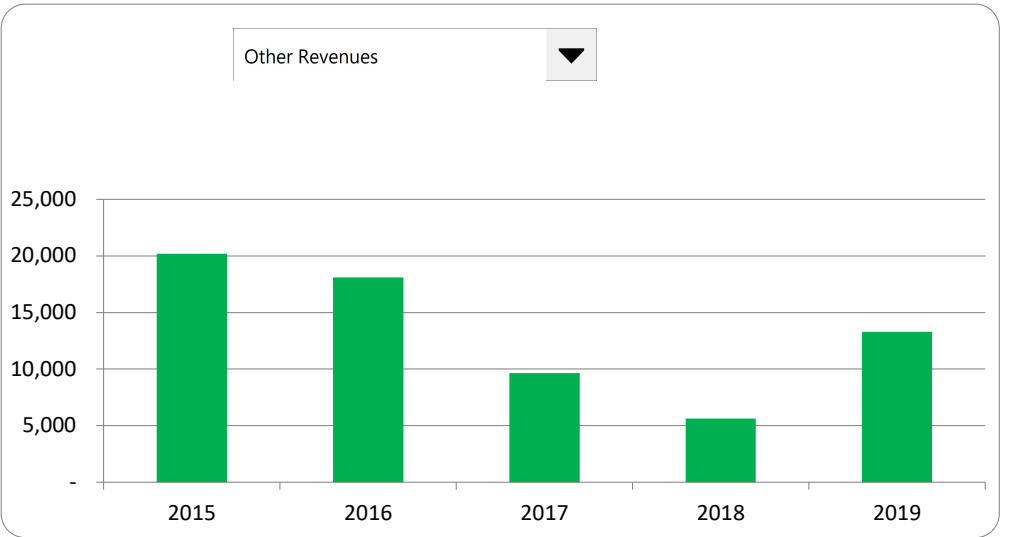
2. Compared to the prior year

	<u>2018</u>	<u>2019</u>	<u>% change</u>
Taxes	\$ 128,988	\$ 123,932	-3.92%
Licenses & Permits	-	-	N/A
Federal Government	-	-	N/A
State Government	312,874	233,866	-25.25%
Local Contributions	-	-	N/A
Charges for Services	203,792	180,708	-11.33%
Fines & Forfeitures	-	-	N/A
Interest & Rents	9,117	8,327	-8.67%
Other Revenues	5,618	13,300	136.74%
Total Revenues	\$ 660,389	\$ 560,133	-15.18%

3. Revenue sources per capita - compared to the prior year



4. Historical trends of individual sources



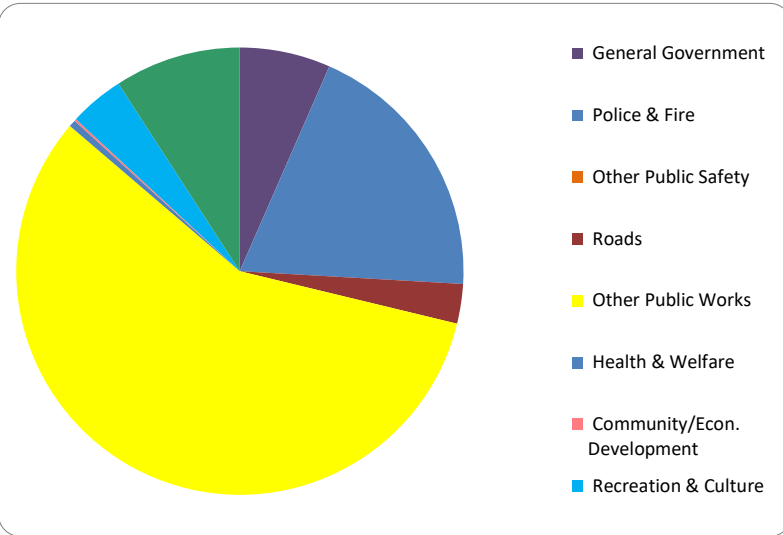
Commentary:

For more information on our unit's finances, contact at .

CITIZEN'S GUIDE TO LOCAL UNIT FINANCES - Maple Rapids - Clinton (193050)

EXPENDITURES

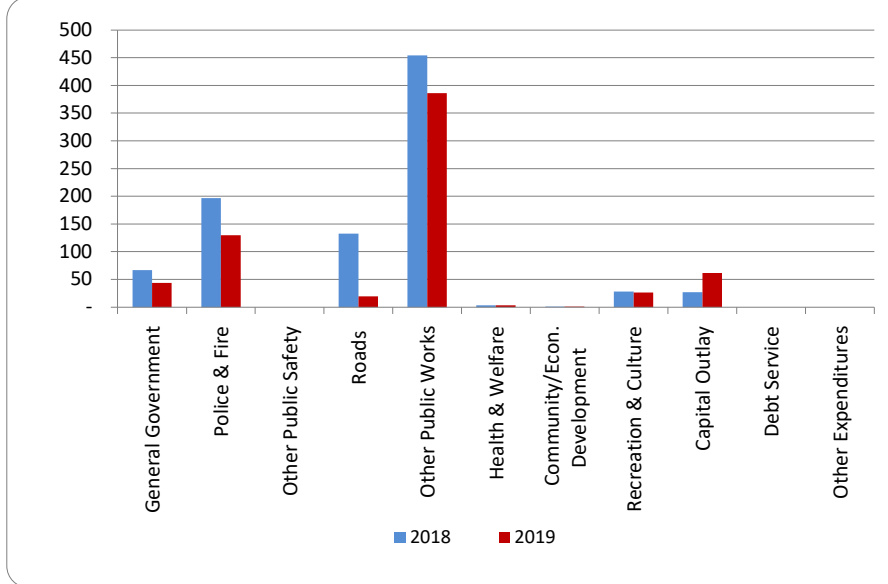
1. Where we spend our money (all governmental funds)



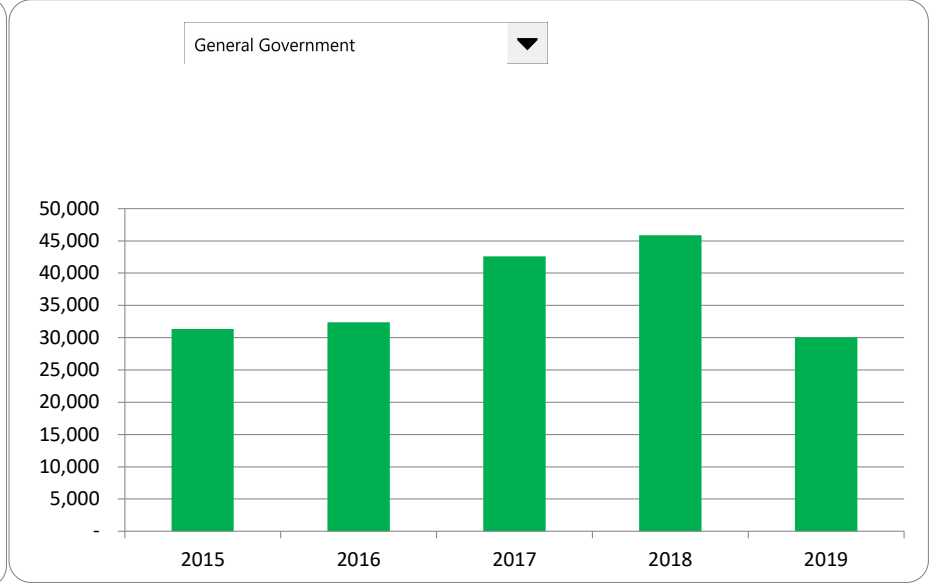
2. Compared to the prior year

	<u>2018</u>	<u>2019</u>	<u>% change</u>
General Government	\$ 45,897	\$ 30,070	-34.48%
Police & Fire	134,248	88,766	-33.88%
Other Public Safety	-	-	N/A
Roads	90,898	13,146	-85.54%
Other Public Works	310,270	263,576	-15.05%
Health & Welfare	2,191	2,306	5.25%
Community/Econ. Development	643	643	0.00%
Recreation & Culture	19,333	18,157	-6.08%
Capital Outlay	18,239	41,913	129.80%
Debt Service	-	-	N/A
Other Expenditures	-	-	N/A
Total Expenditures	\$ 621,719	\$ 458,577	-26.24%

3. Spending per capita - compared to the prior year



4. Historical trends of individual departments:



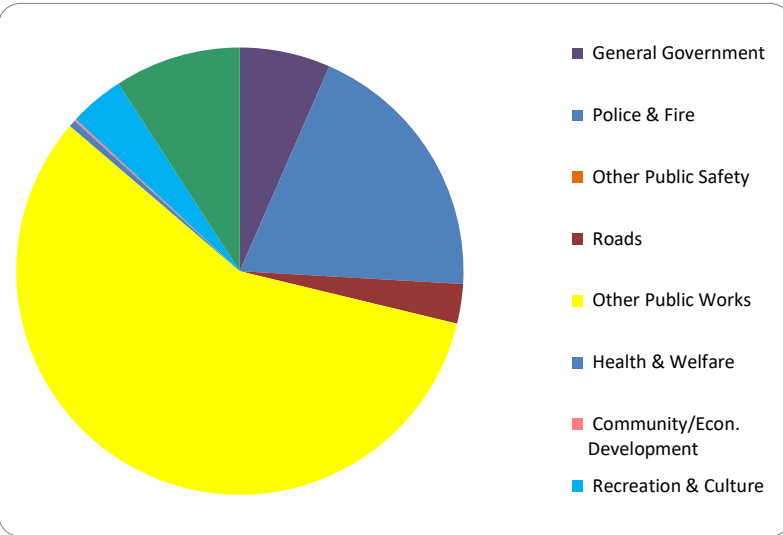
Commentary:

For more information on our unit's finances, contact at .

CITIZEN'S GUIDE TO LOCAL UNIT FINANCES - Maple Rapids - Clinton (193050)

EXPENDITURES

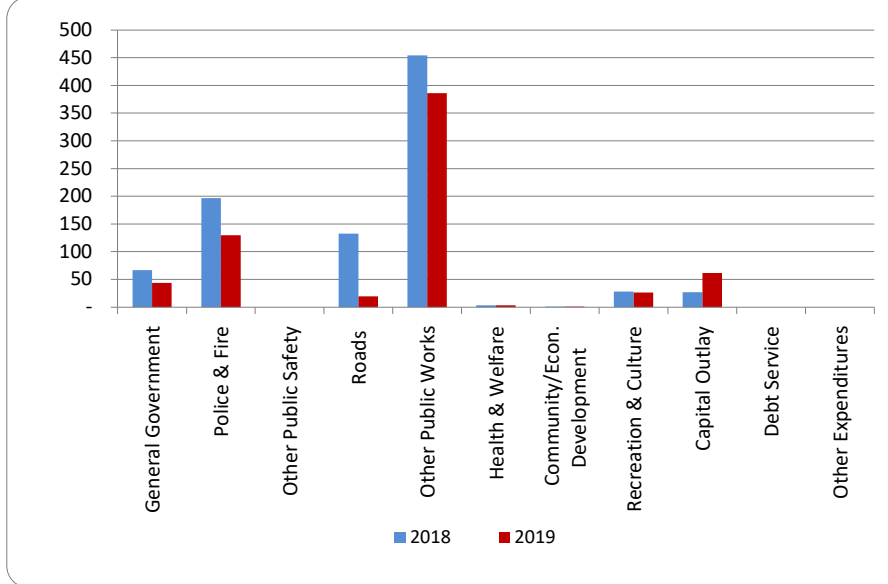
1. Where we spend our money (all governmental funds)



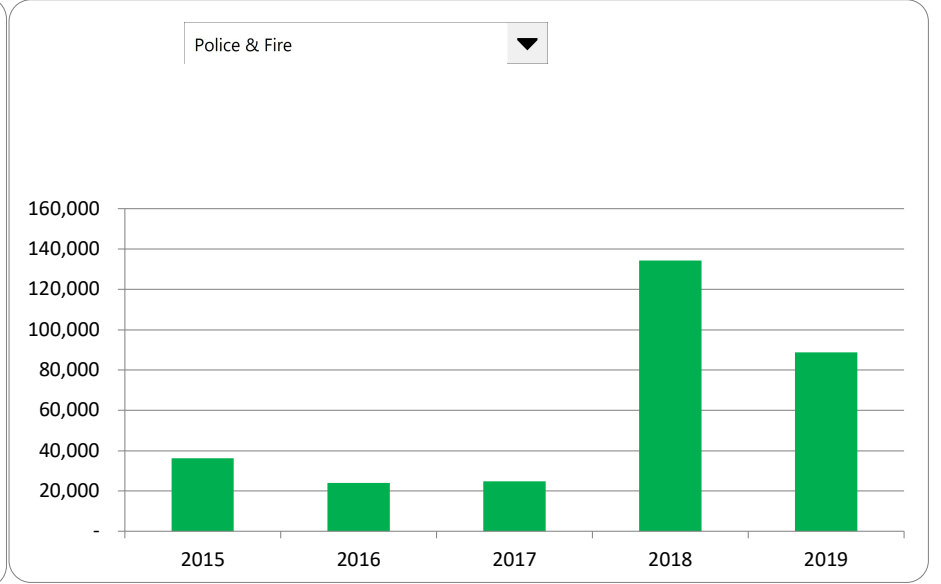
2. Compared to the prior year

	<u>2018</u>	<u>2019</u>	<u>% change</u>
General Government	\$ 45,897	\$ 30,070	-34.48%
Police & Fire	134,248	88,766	-33.88%
Other Public Safety	-	-	N/A
Roads	90,898	13,146	-85.54%
Other Public Works	310,270	263,576	-15.05%
Health & Welfare	2,191	2,306	5.25%
Community/Econ. Development	643	643	0.00%
Recreation & Culture	19,333	18,157	-6.08%
Capital Outlay	18,239	41,913	129.80%
Debt Service	-	-	N/A
Other Expenditures	-	-	N/A
Total Expenditures	\$ 621,719	\$ 458,577	-26.24%

3. Spending per capita - compared to the prior year



4. Historical trends of individual departments:



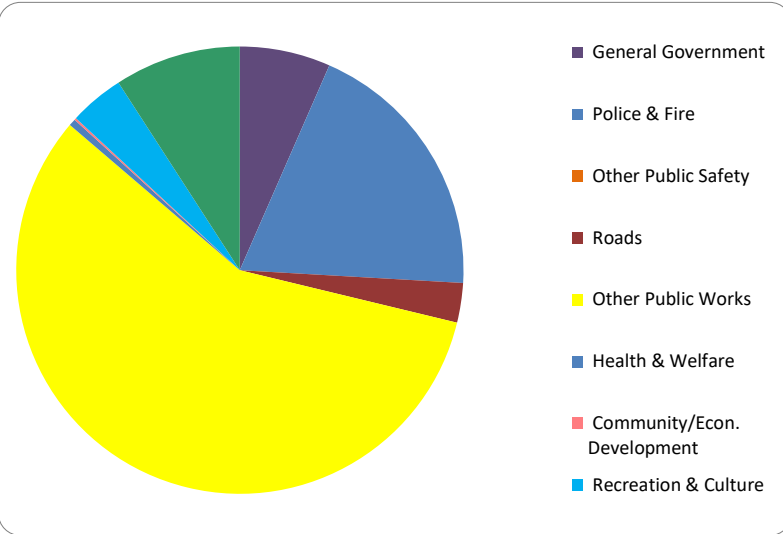
Commentary:

For more information on our unit's finances, contact at .

CITIZEN'S GUIDE TO LOCAL UNIT FINANCES - Maple Rapids - Clinton (193050)

EXPENDITURES

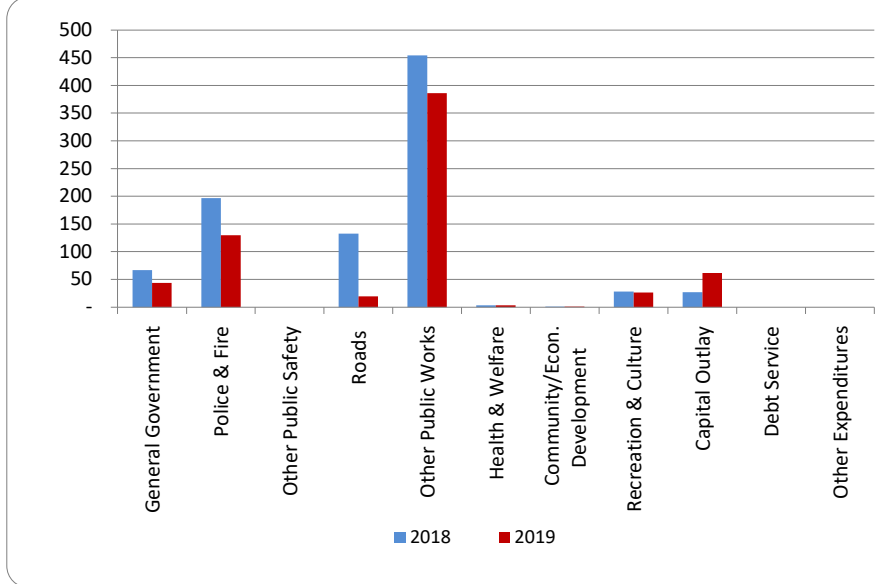
1. Where we spend our money (all governmental funds)



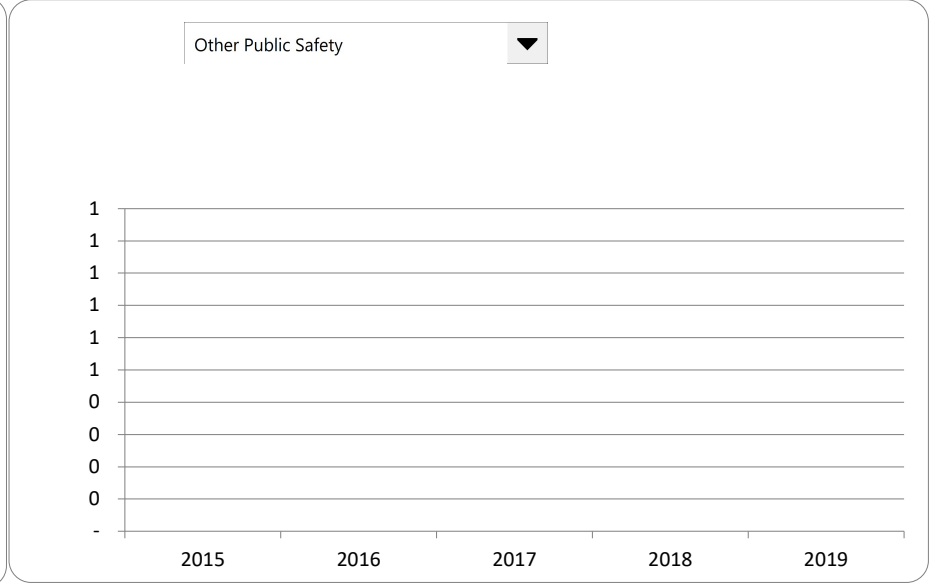
2. Compared to the prior year

	<u>2018</u>	<u>2019</u>	<u>% change</u>
General Government	\$ 45,897	\$ 30,070	-34.48%
Police & Fire	134,248	88,766	-33.88%
Other Public Safety	-	-	N/A
Roads	90,898	13,146	-85.54%
Other Public Works	310,270	263,576	-15.05%
Health & Welfare	2,191	2,306	5.25%
Community/Econ. Development	643	643	0.00%
Recreation & Culture	19,333	18,157	-6.08%
Capital Outlay	18,239	41,913	129.80%
Debt Service	-	-	N/A
Other Expenditures	-	-	N/A
Total Expenditures	\$ 621,719	\$ 458,577	-26.24%

3. Spending per capita - compared to the prior year



4. Historical trends of individual departments:



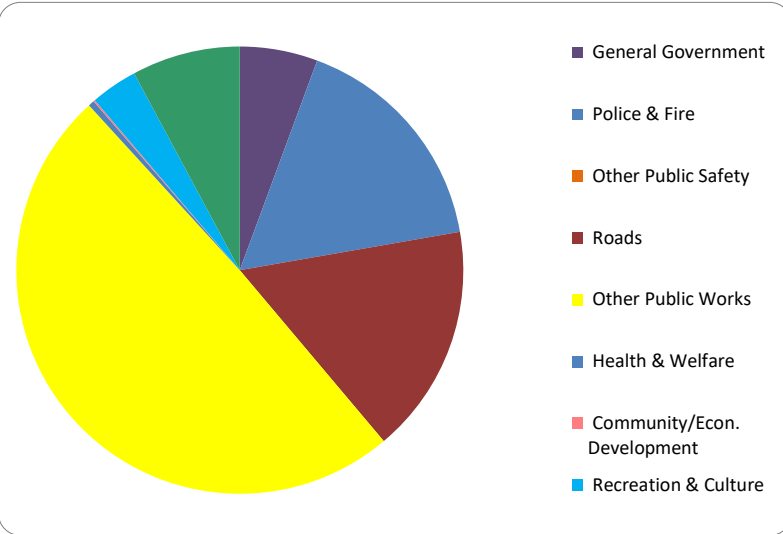
Commentary:

For more information on our unit's finances, contact at .

CITIZEN'S GUIDE TO LOCAL UNIT FINANCES - Maple Rapids - Clinton (193050)

EXPENDITURES

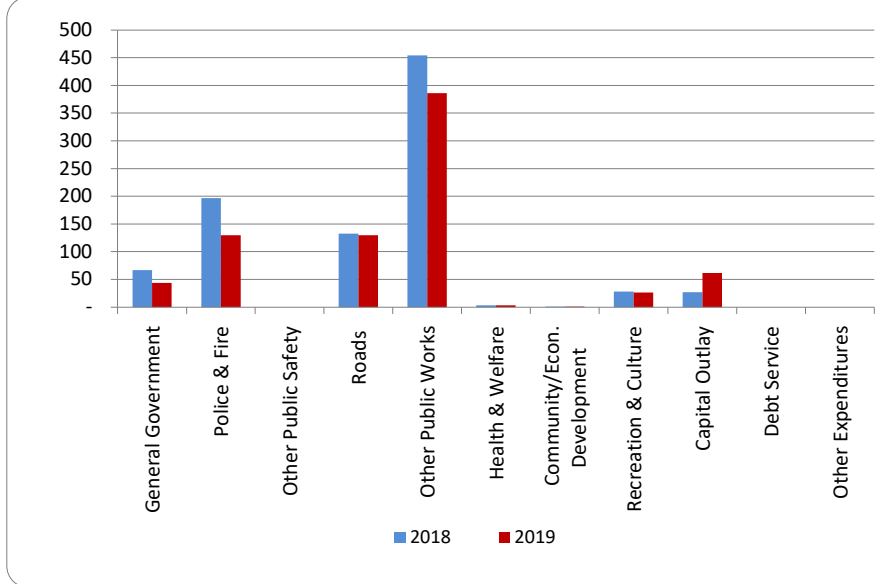
1. Where we spend our money (all governmental funds)



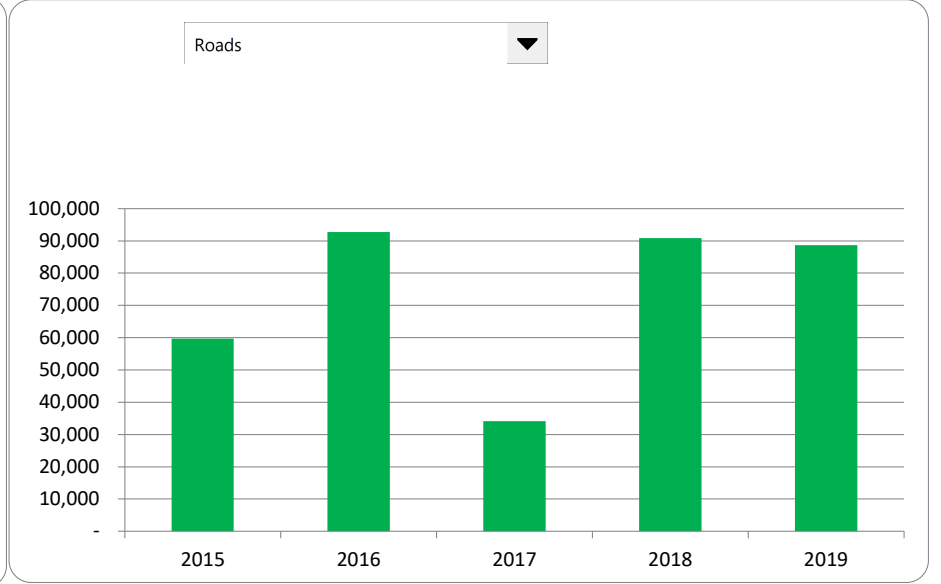
2. Compared to the prior year

	<u>2018</u>	<u>2019</u>	<u>% change</u>
General Government	\$ 45,897	\$ 30,070	-34.48%
Police & Fire	134,248	88,766	-33.88%
Other Public Safety	-	-	N/A
Roads	90,898	88,731	-2.38%
Other Public Works	310,270	263,576	-15.05%
Health & Welfare	2,191	2,306	5.25%
Community/Econ. Development	643	643	0.00%
Recreation & Culture	19,333	18,157	-6.08%
Capital Outlay	18,239	41,913	129.80%
Debt Service	-	-	N/A
Other Expenditures	-	-	N/A
Total Expenditures	\$ 621,719	\$ 534,162	-14.08%

3. Spending per capita - compared to the prior year



4. Historical trends of individual departments:



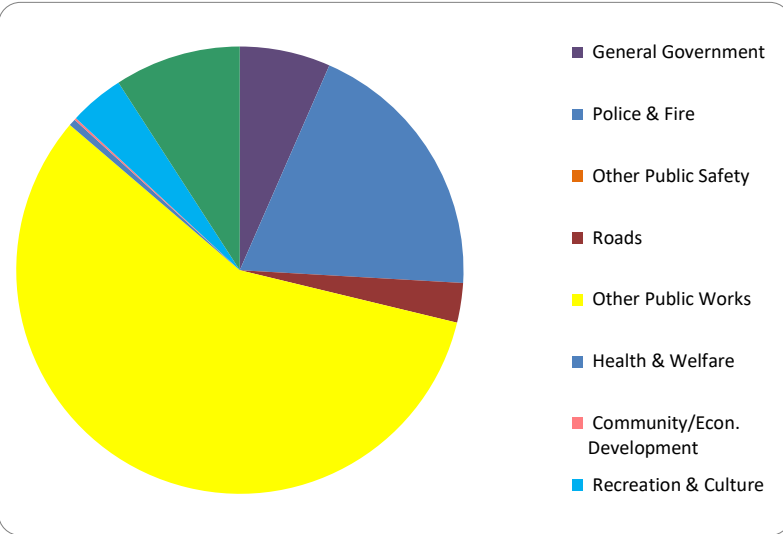
Commentary:

For more information on our unit's finances, contact at .

CITIZEN'S GUIDE TO LOCAL UNIT FINANCES - Maple Rapids - Clinton (193050)

EXPENDITURES

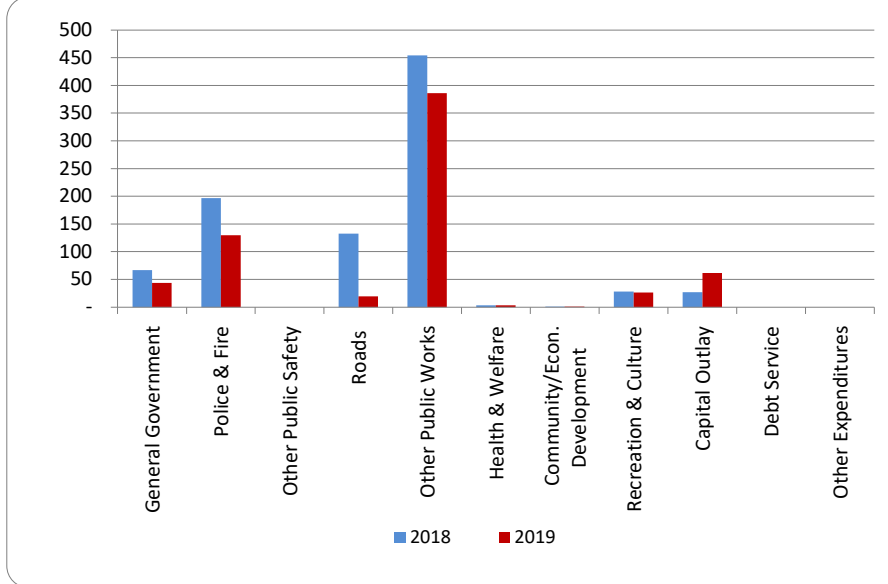
1. Where we spend our money (all governmental funds)



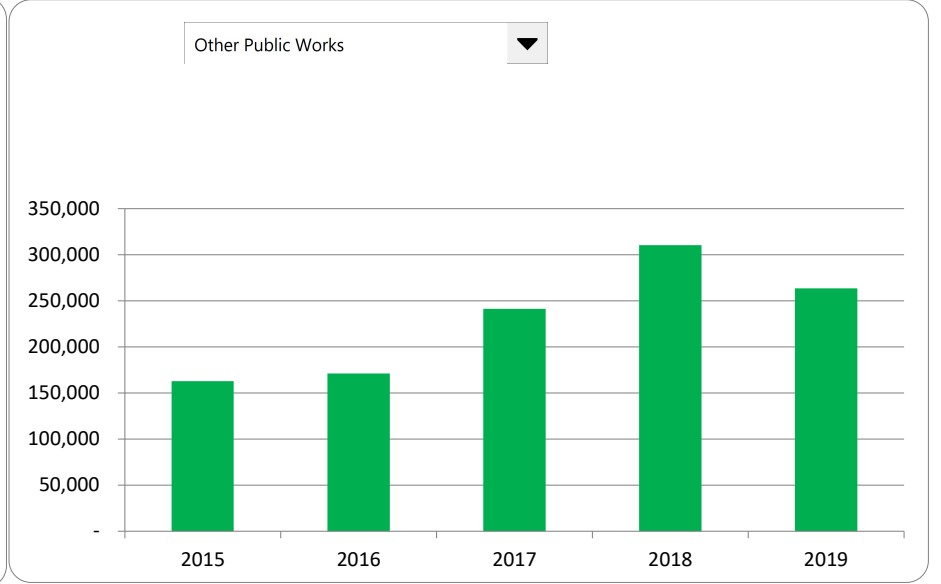
2. Compared to the prior year

	<u>2018</u>	<u>2019</u>	<u>% change</u>
General Government	\$ 45,897	\$ 30,070	-34.48%
Police & Fire	134,248	88,766	-33.88%
Other Public Safety	-	-	N/A
Roads	90,898	13,146	-85.54%
Other Public Works	310,270	263,576	-15.05%
Health & Welfare	2,191	2,306	5.25%
Community/Econ. Development	643	643	0.00%
Recreation & Culture	19,333	18,157	-6.08%
Capital Outlay	18,239	41,913	129.80%
Debt Service	-	-	N/A
Other Expenditures	-	-	N/A
Total Expenditures	\$ 621,719	\$ 458,577	-26.24%

3. Spending per capita - compared to the prior year



4. Historical trends of individual departments:



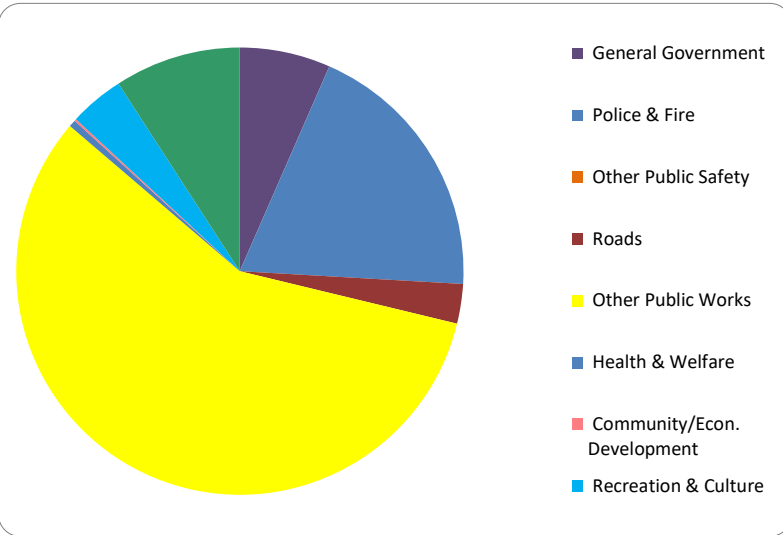
Commentary:

For more information on our unit's finances, contact at .

CITIZEN'S GUIDE TO LOCAL UNIT FINANCES - Maple Rapids - Clinton (193050)

EXPENDITURES

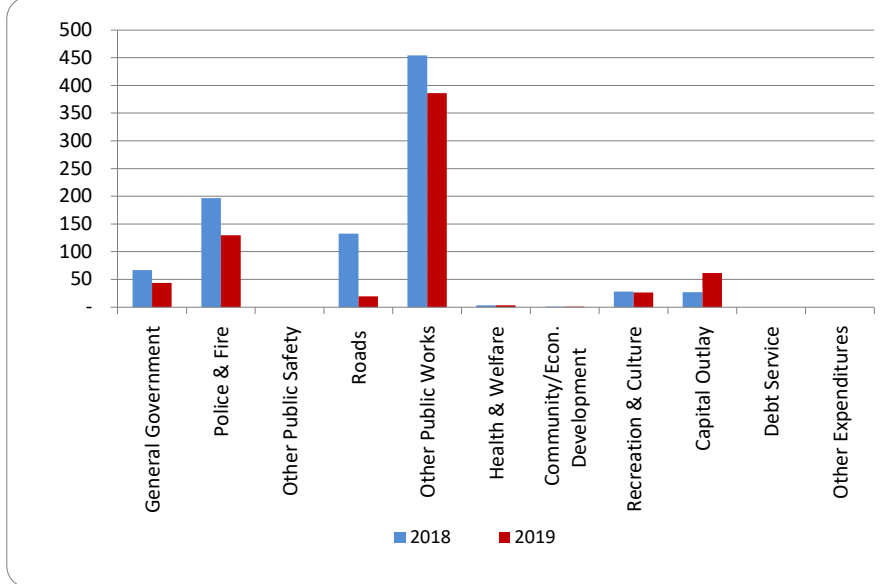
1. Where we spend our money (all governmental funds)



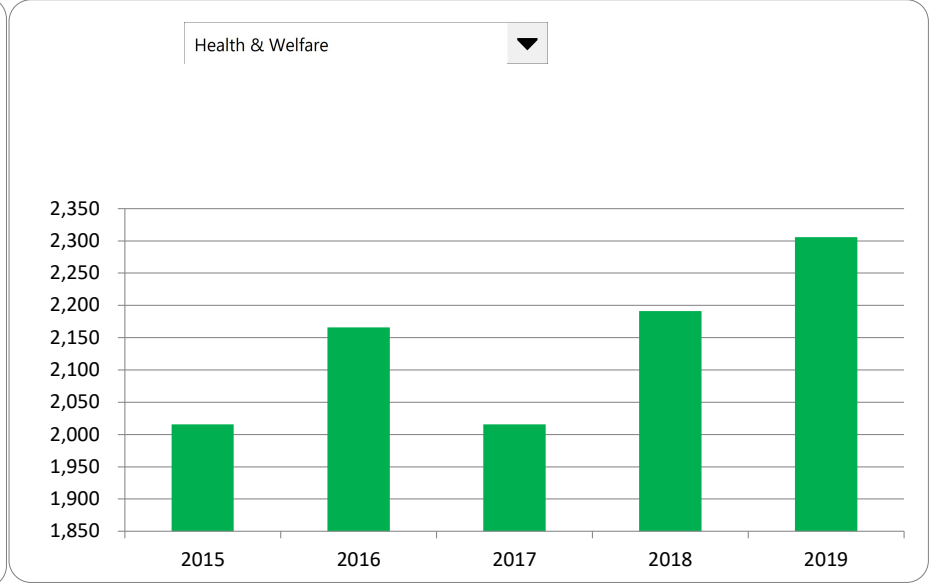
2. Compared to the prior year

	<u>2018</u>	<u>2019</u>	<u>% change</u>
General Government	\$ 45,897	\$ 30,070	-34.48%
Police & Fire	134,248	88,766	-33.88%
Other Public Safety	-	-	N/A
Roads	90,898	13,146	-85.54%
Other Public Works	310,270	263,576	-15.05%
Health & Welfare	2,191	2,306	5.25%
Community/Econ. Development	643	643	0.00%
Recreation & Culture	19,333	18,157	-6.08%
Capital Outlay	18,239	41,913	129.80%
Debt Service	-	-	N/A
Other Expenditures	-	-	N/A
Total Expenditures	\$ 621,719	\$ 458,577	-26.24%

3. Spending per capita - compared to the prior year



4. Historical trends of individual departments:



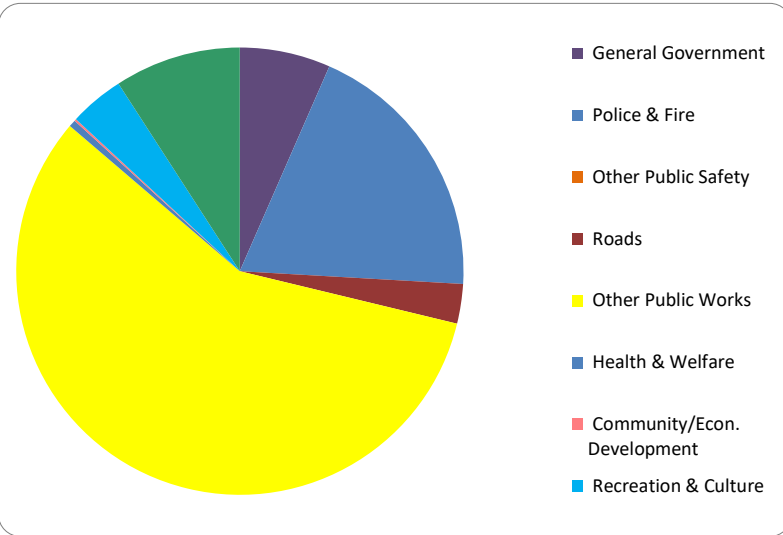
Commentary:

For more information on our unit's finances, contact at .

CITIZEN'S GUIDE TO LOCAL UNIT FINANCES - Maple Rapids - Clinton (193050)

EXPENDITURES

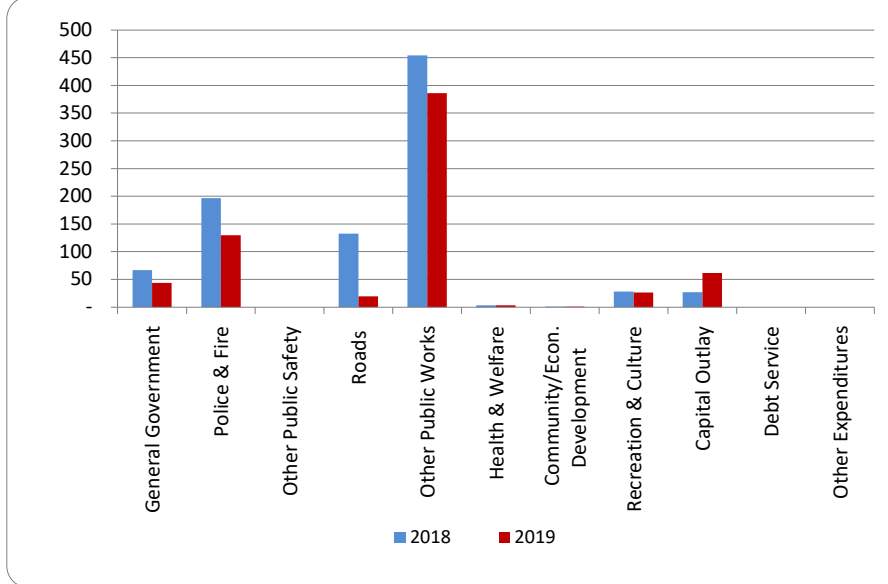
1. Where we spend our money (all governmental funds)



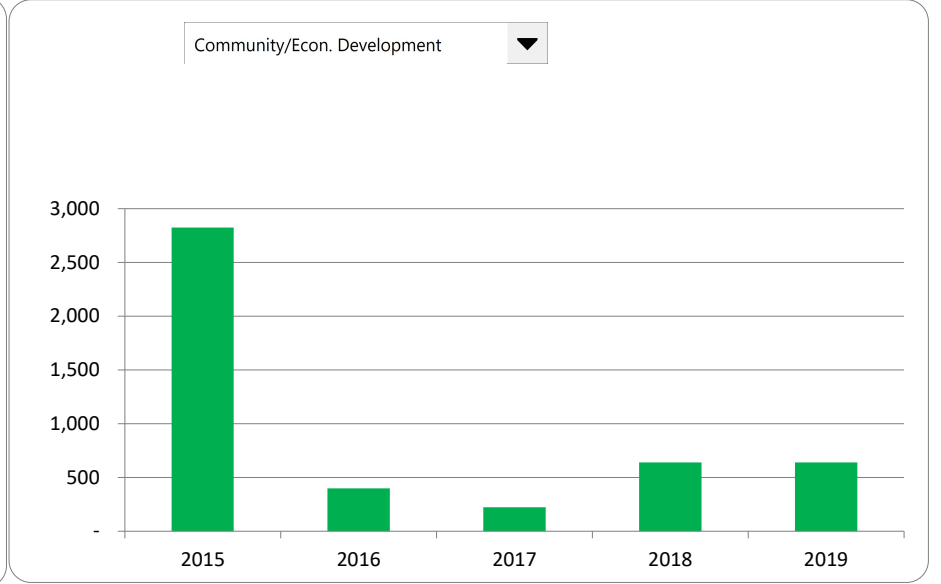
2. Compared to the prior year

	<u>2018</u>	<u>2019</u>	<u>% change</u>
General Government	\$ 45,897	\$ 30,070	-34.48%
Police & Fire	134,248	88,766	-33.88%
Other Public Safety	-	-	N/A
Roads	90,898	13,146	-85.54%
Other Public Works	310,270	263,576	-15.05%
Health & Welfare	2,191	2,306	5.25%
Community/Econ. Development	643	643	0.00%
Recreation & Culture	19,333	18,157	-6.08%
Capital Outlay	18,239	41,913	129.80%
Debt Service	-	-	N/A
Other Expenditures	-	-	N/A
Total Expenditures	\$ 621,719	\$ 458,577	-26.24%

3. Spending per capita - compared to the prior year



4. Historical trends of individual departments:



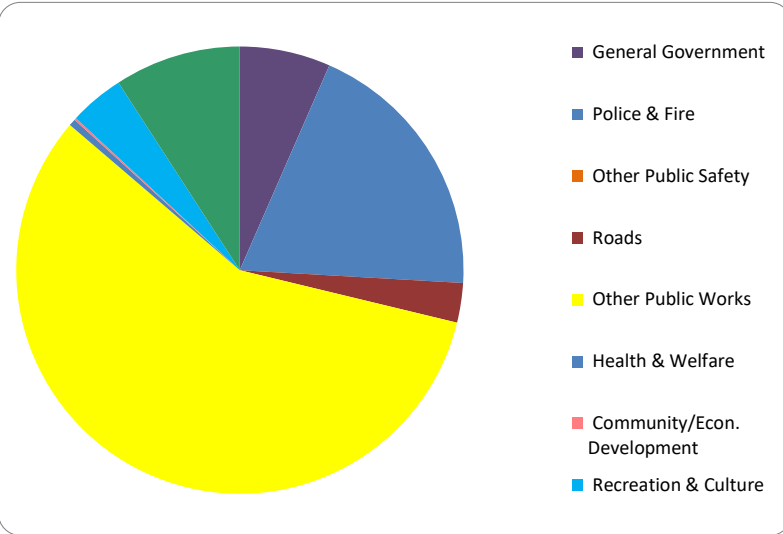
Commentary:

For more information on our unit's finances, contact at .

CITIZEN'S GUIDE TO LOCAL UNIT FINANCES - Maple Rapids - Clinton (193050)

EXPENDITURES

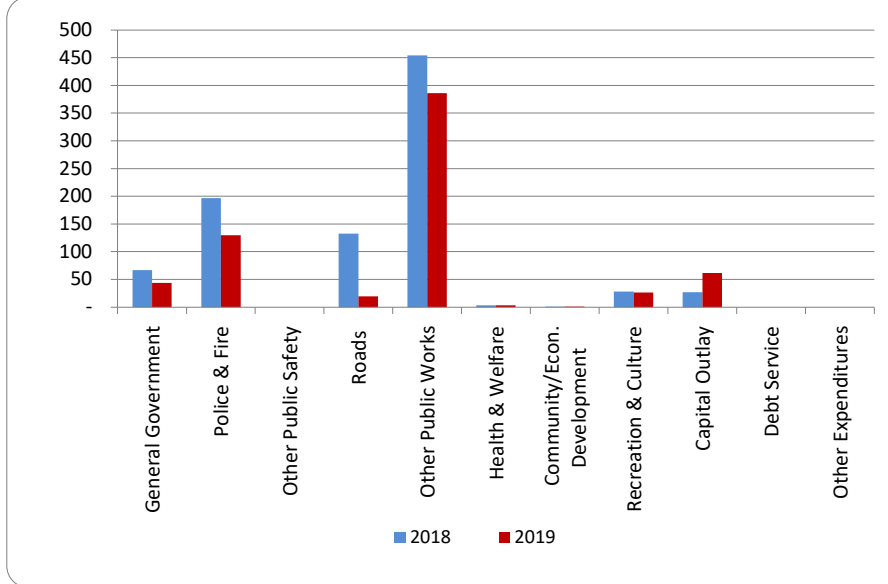
1. Where we spend our money (all governmental funds)



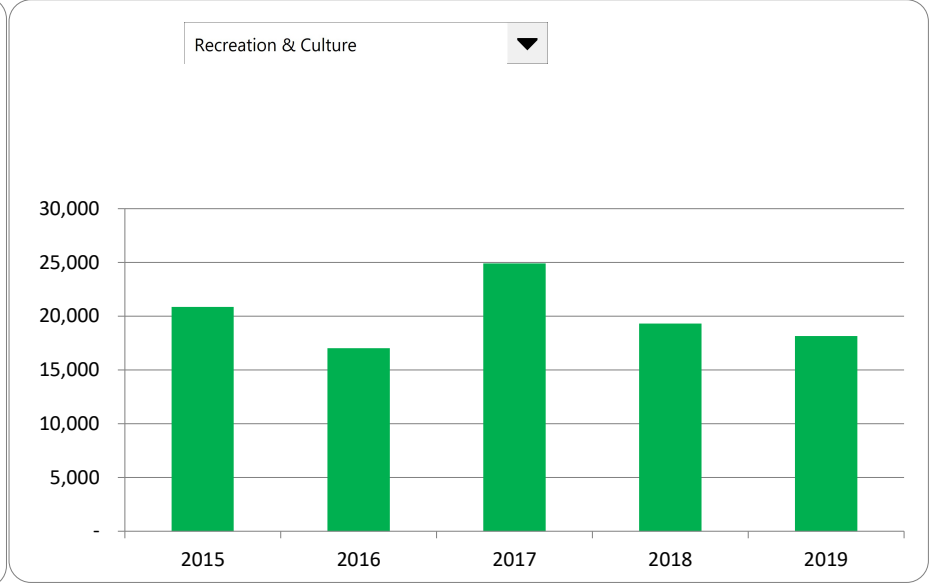
2. Compared to the prior year

	<u>2018</u>	<u>2019</u>	<u>% change</u>
General Government	\$ 45,897	\$ 30,070	-34.48%
Police & Fire	134,248	88,766	-33.88%
Other Public Safety	-	-	N/A
Roads	90,898	13,146	-85.54%
Other Public Works	310,270	263,576	-15.05%
Health & Welfare	2,191	2,306	5.25%
Community/Econ. Development	643	643	0.00%
Recreation & Culture	19,333	18,157	-6.08%
Capital Outlay	18,239	41,913	129.80%
Debt Service	-	-	N/A
Other Expenditures	-	-	N/A
Total Expenditures	\$ 621,719	\$ 458,577	-26.24%

3. Spending per capita - compared to the prior year



4. Historical trends of individual departments:



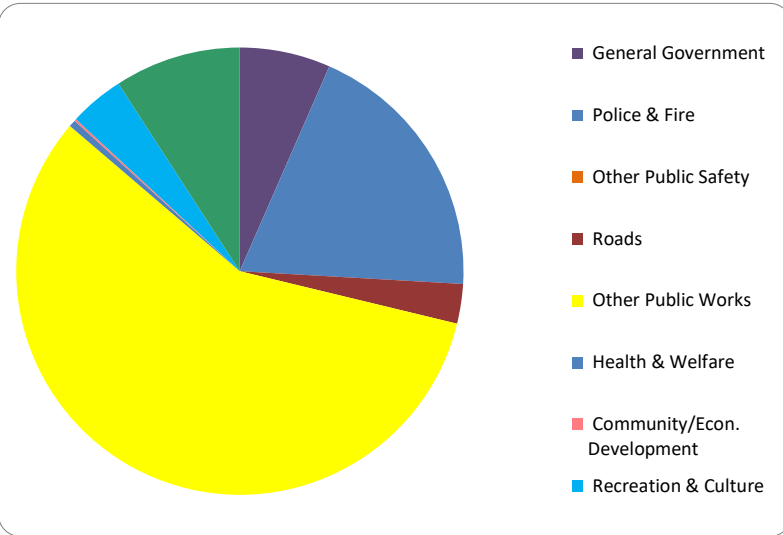
Commentary:

For more information on our unit's finances, contact at .

CITIZEN'S GUIDE TO LOCAL UNIT FINANCES - Maple Rapids - Clinton (193050)

EXPENDITURES

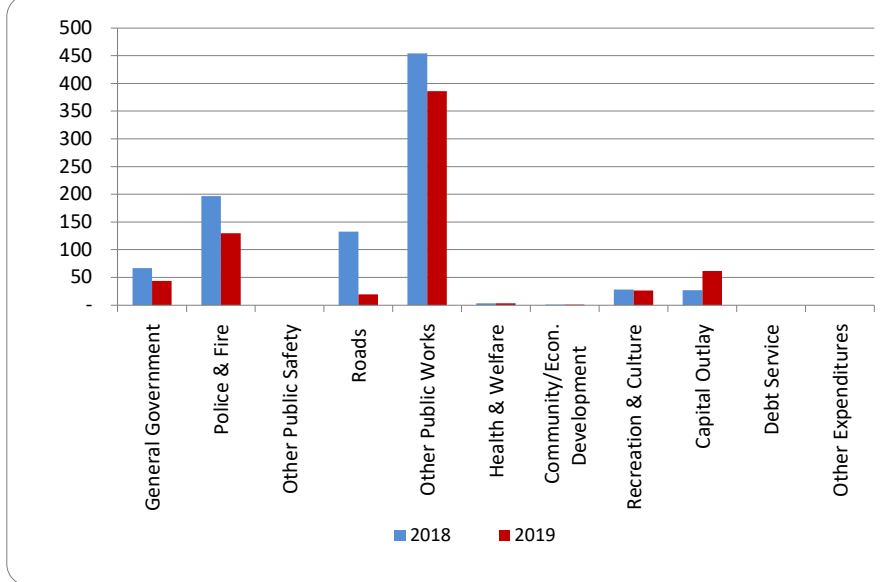
1. Where we spend our money (all governmental funds)



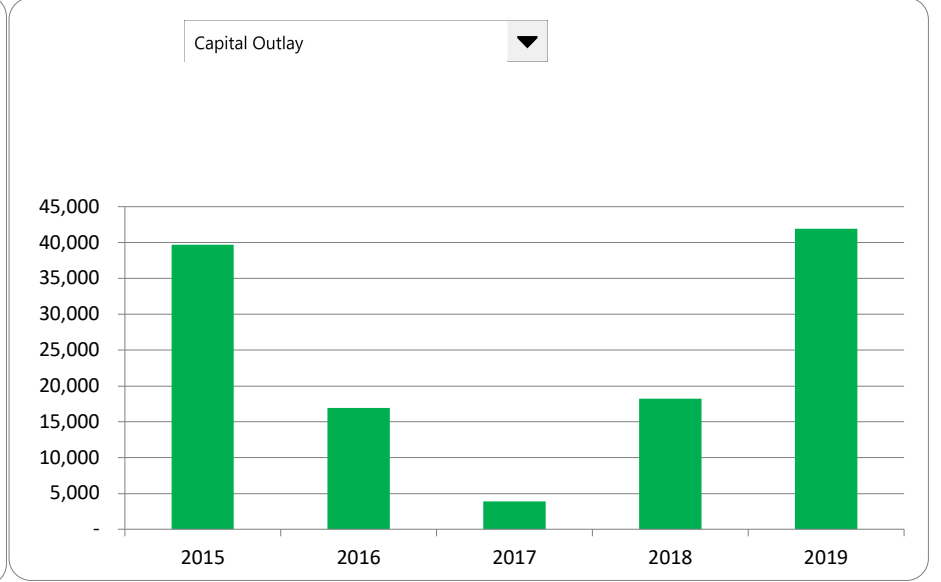
2. Compared to the prior year

	<u>2018</u>	<u>2019</u>	<u>% change</u>
General Government	\$ 45,897	\$ 30,070	-34.48%
Police & Fire	134,248	88,766	-33.88%
Other Public Safety	-	-	N/A
Roads	90,898	13,146	-85.54%
Other Public Works	310,270	263,576	-15.05%
Health & Welfare	2,191	2,306	5.25%
Community/Econ. Development	643	643	0.00%
Recreation & Culture	19,333	18,157	-6.08%
Capital Outlay	18,239	41,913	129.80%
Debt Service	-	-	N/A
Other Expenditures	-	-	N/A
Total Expenditures	\$ 621,719	\$ 458,577	-26.24%

3. Spending per capita - compared to the prior year



4. Historical trends of individual departments:



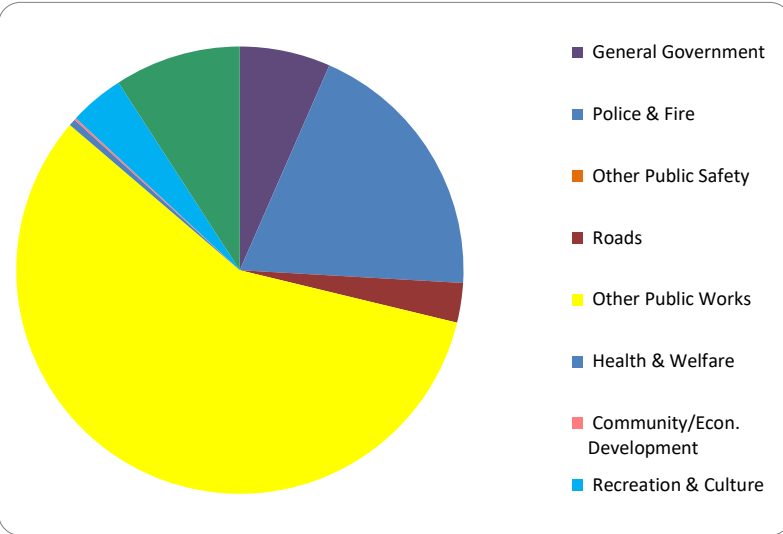
Commentary:

For more information on our unit's finances, contact at .

CITIZEN'S GUIDE TO LOCAL UNIT FINANCES - Maple Rapids - Clinton (193050)

EXPENDITURES

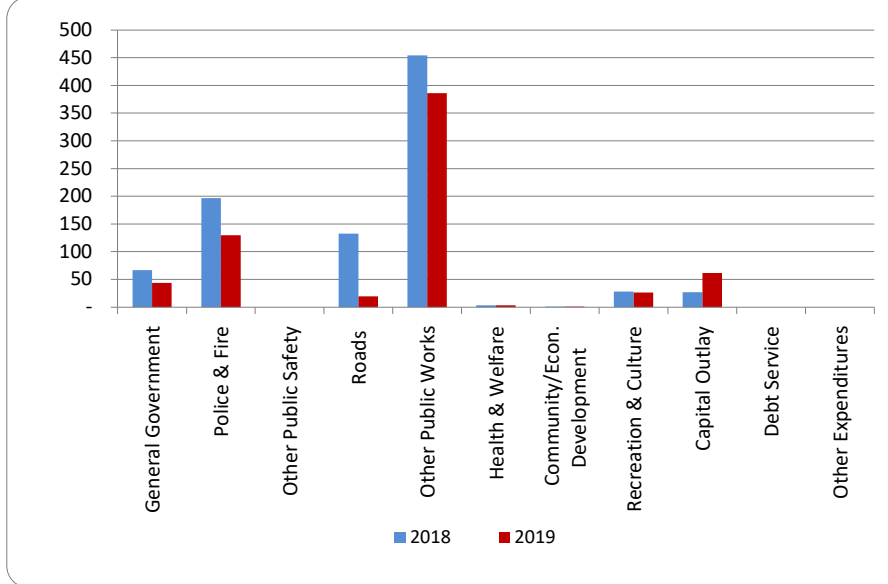
1. Where we spend our money (all governmental funds)




2. Compared to the prior year

	<u>2018</u>	<u>2019</u>	<u>% change</u>
General Government	\$ 45,897	\$ 30,070	-34.48%
Police & Fire	134,248	88,766	-33.88%
Other Public Safety	-	-	N/A
Roads	90,898	13,146	-85.54%
Other Public Works	310,270	263,576	-15.05%
Health & Welfare	2,191	2,306	5.25%
Community/Econ. Development	643	643	0.00%
Recreation & Culture	19,333	18,157	-6.08%
Capital Outlay	18,239	41,913	129.80%
Debt Service	-	-	N/A
Other Expenditures	-	-	N/A
Total Expenditures	\$ 621,719	\$ 458,577	-26.24%

3. Spending per capita - compared to the prior year



4. Historical trends of individual departments:



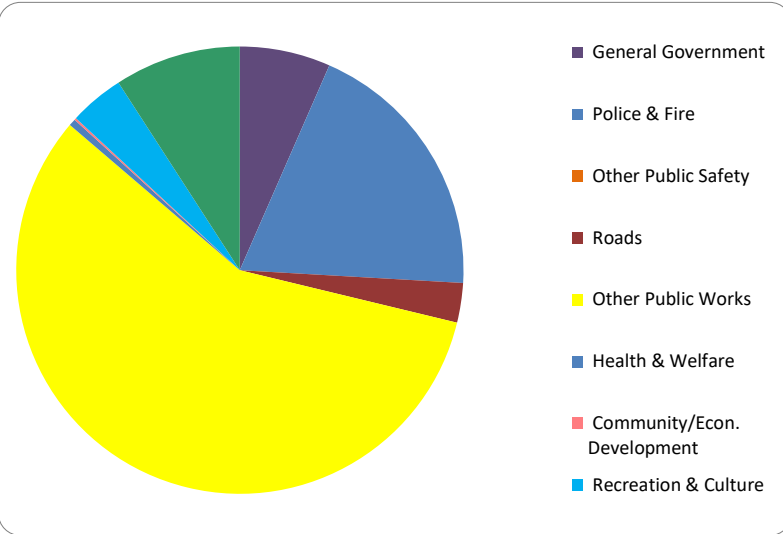
Commentary:

For more information on our unit's finances, contact at .

CITIZEN'S GUIDE TO LOCAL UNIT FINANCES - Maple Rapids - Clinton (193050)

EXPENDITURES

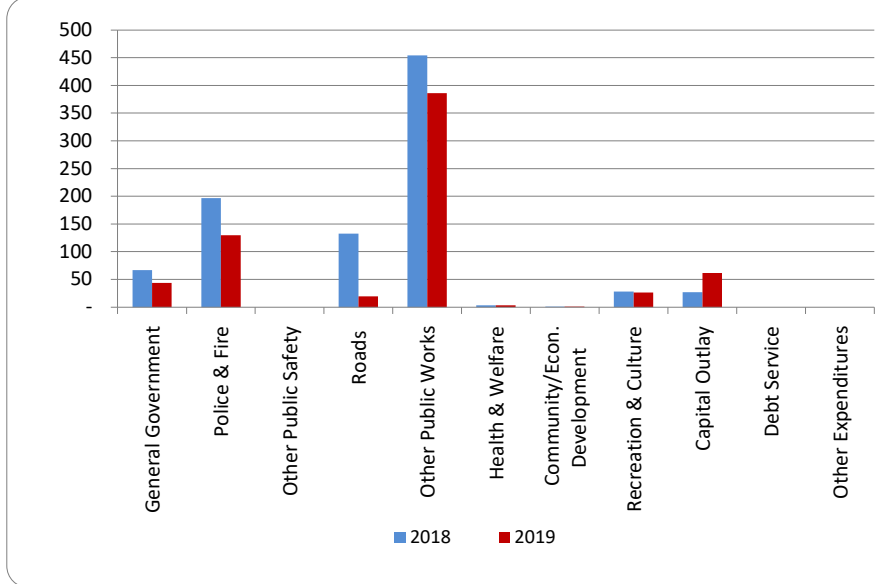
1. Where we spend our money (all governmental funds)



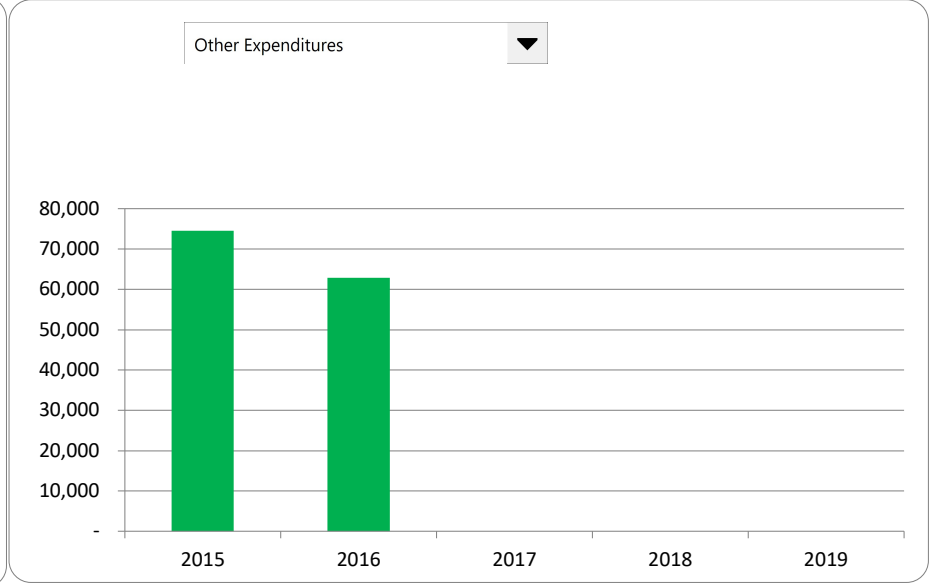
2. Compared to the prior year

	<u>2018</u>	<u>2019</u>	<u>% change</u>
General Government	\$ 45,897	\$ 30,070	-34.48%
Police & Fire	134,248	88,766	-33.88%
Other Public Safety	-	-	N/A
Roads	90,898	13,146	-85.54%
Other Public Works	310,270	263,576	-15.05%
Health & Welfare	2,191	2,306	5.25%
Community/Econ. Development	643	643	0.00%
Recreation & Culture	19,333	18,157	-6.08%
Capital Outlay	18,239	41,913	129.80%
Debt Service	-	-	N/A
Other Expenditures	-	-	N/A
Total Expenditures	\$ 621,719	\$ 458,577	-26.24%

3. Spending per capita - compared to the prior year



4. Historical trends of individual departments:



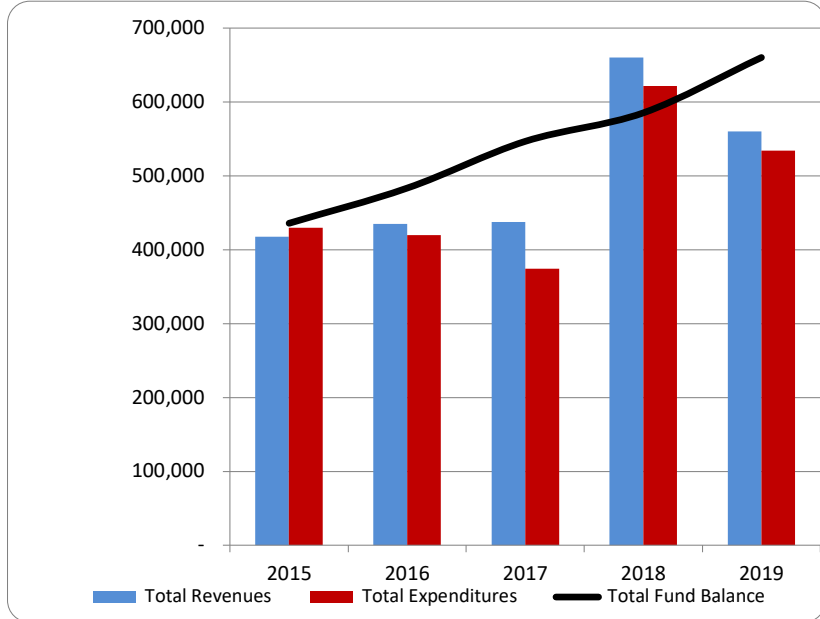
Commentary:

For more information on our unit's finances, contact at .

CITIZEN'S GUIDE TO LOCAL UNIT FINANCES - Maple Rapids - Clinton (193050)

FINANCIAL POSITION

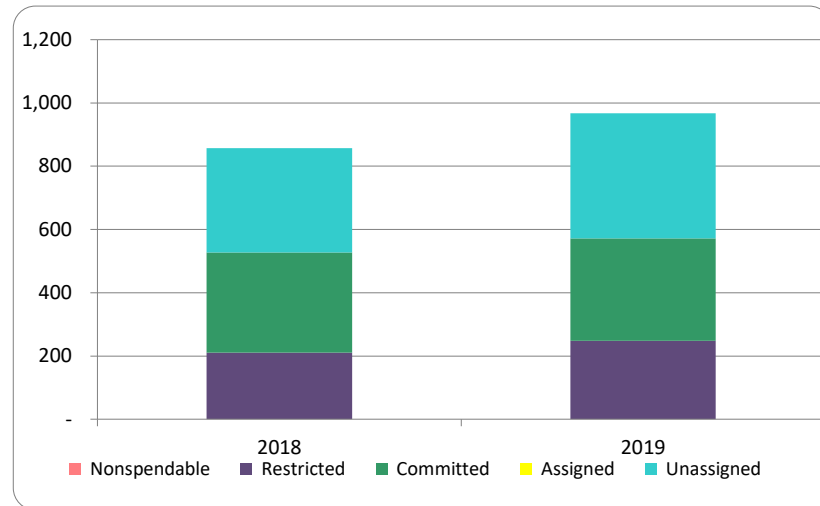
1. How have we managed our governmental fund resources (fund balance)?



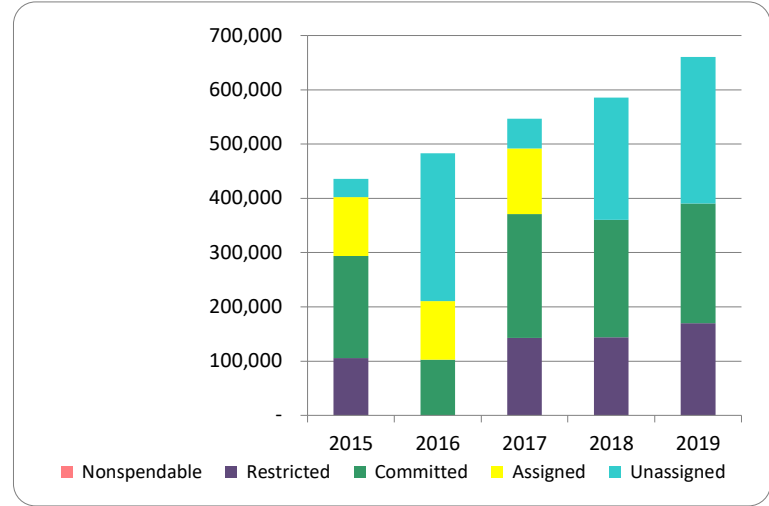
2. Compared to the prior year

	2018	2019	% change
Revenue	660,389	560,133	-15.18%
Expenditures	621,719	534,162	-14.08%
Surplus (shortfall)	38,670	25,971	-32.84%
Fund balance, by component:			
Nonspendable	-	-	N/A
Restricted	144,129	169,753	17.78%
Committed	216,153	220,993	2.24%
Assigned	-	-	N/A
Unassigned	225,275	269,720	19.73%
total fund balance	585,557	660,466	12.79%

3. Fund balance per capita - compared to the prior year



4. Historical trends of individual components



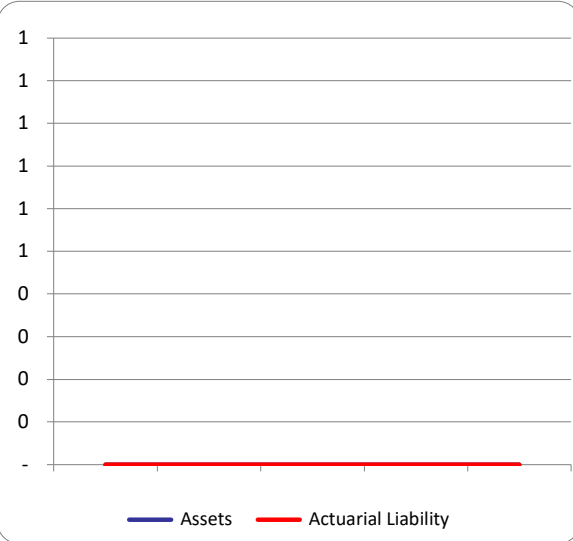
Commentary:

For more information on our unit's finances, contact at .

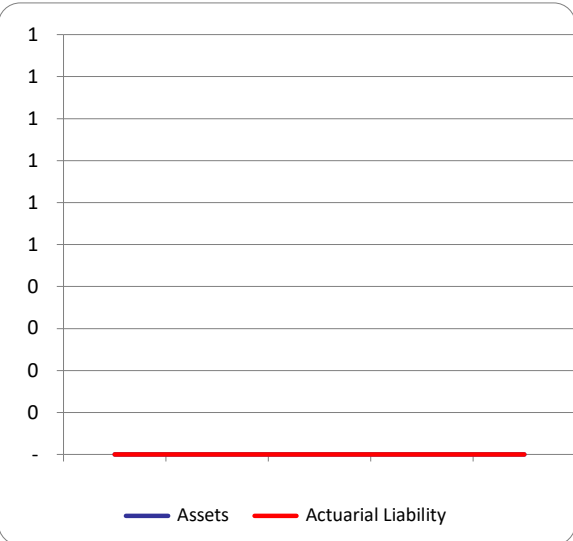
CITIZEN'S GUIDE TO LOCAL UNIT FINANCES - Maple Rapids - Clinton (193050)

OTHER LONG TERM OBLIGATIONS

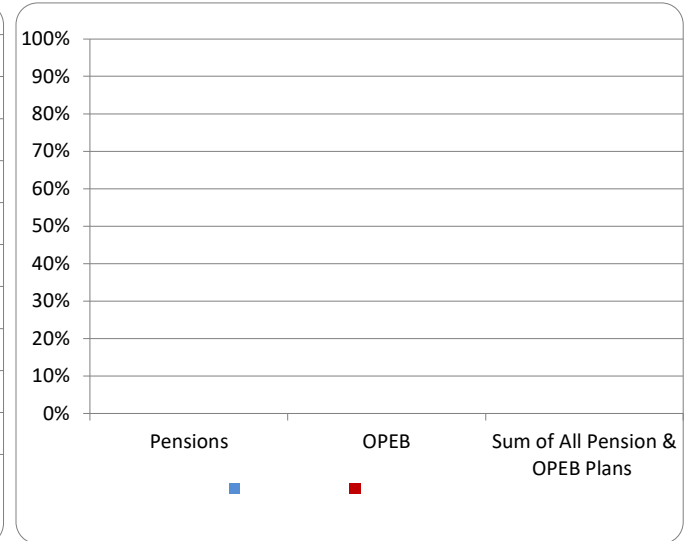
1. Pension funding status



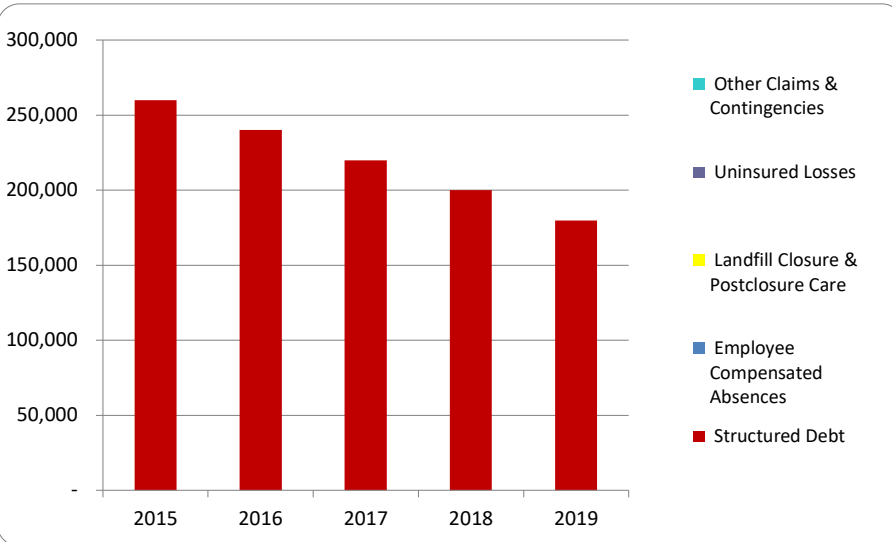
2. Retiree Health care funding status



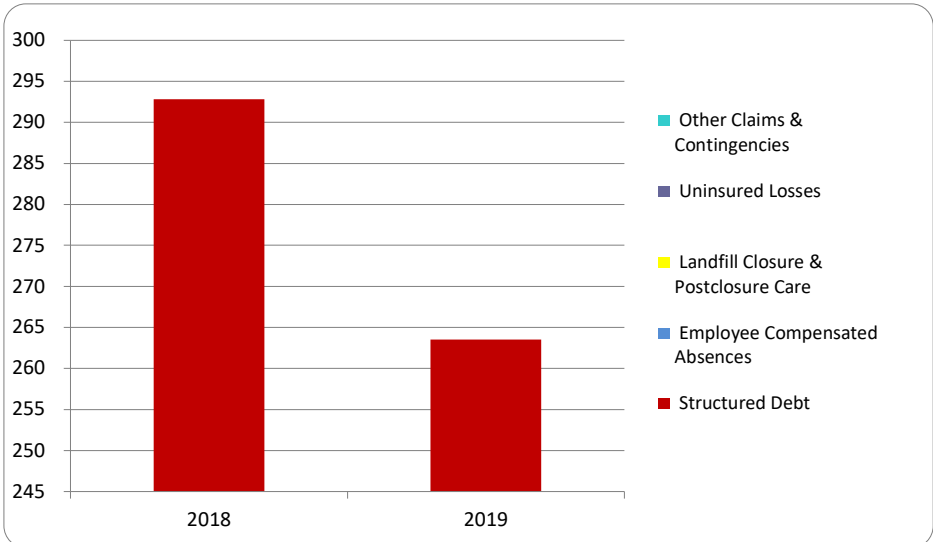
3. Percent funded - compared to the prior year



4. Long Term Debt obligations:



5. Debt & other long term obligations per capita - compared to the prior year



Commentary: Village of Maple Rapids does not do any Pension Funding and does not offer any Retiree Health Care Coverage.

For more information on our unit's finances, contact at .