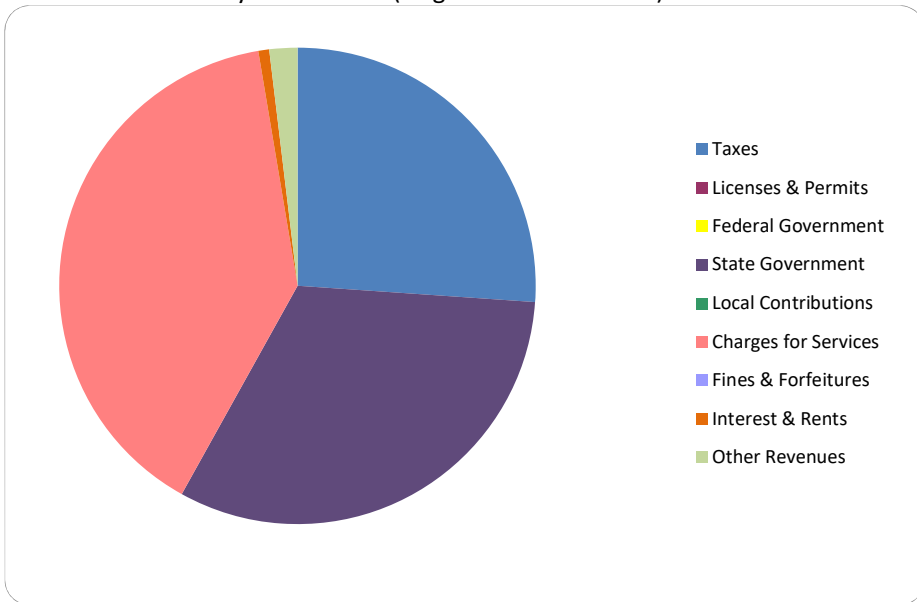


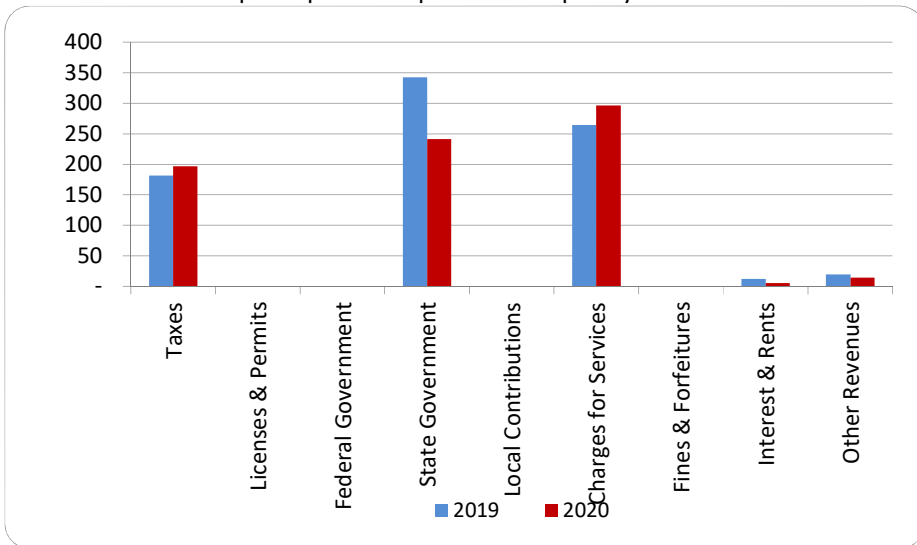
1. Where our money comes from (all governmental funds)



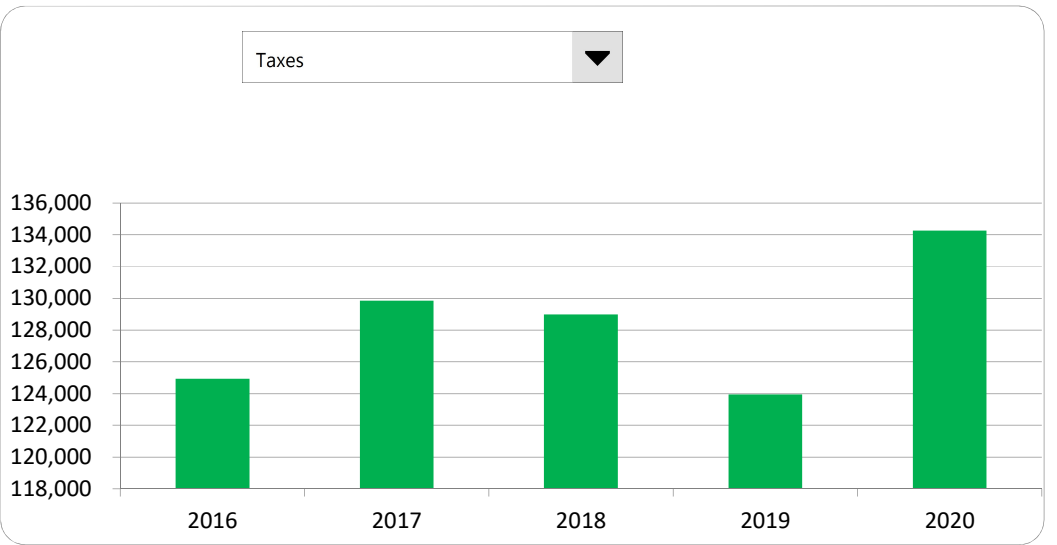
2. Compared to the prior year

	<u>2019</u>	<u>2020</u>	<u>% change</u>
Taxes	\$ 123,932	\$ 134,279	8.35%
Licenses & Permits	-	-	N/A
Federal Government	-	-	N/A
State Government	233,866	164,601	-29.62%
Local Contributions	-	-	N/A
Charges for Services	180,708	202,221	11.90%
Fines & Forfeitures	-	-	N/A
Interest & Rents	8,327	3,770	-54.73%
Other Revenues	13,300	9,830	-26.09%
Total Revenues	\$ 560,133	\$ 514,701	-8.11%

3. Revenue sources per capita - compared to the prior year



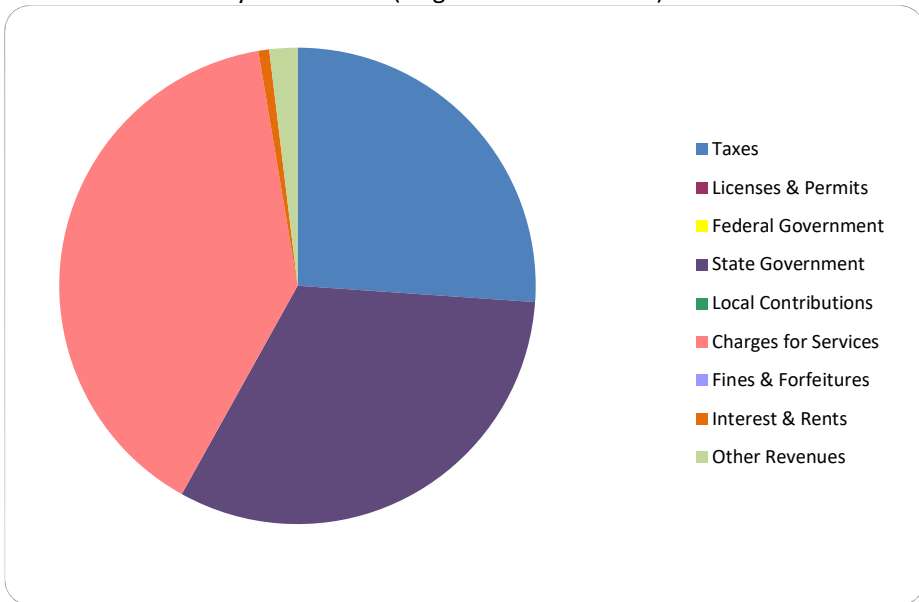
4. Historical trends of individual sources



Commentary:

For more information on our unit's finances, contact Mindy Thomas at 989-682-9227.

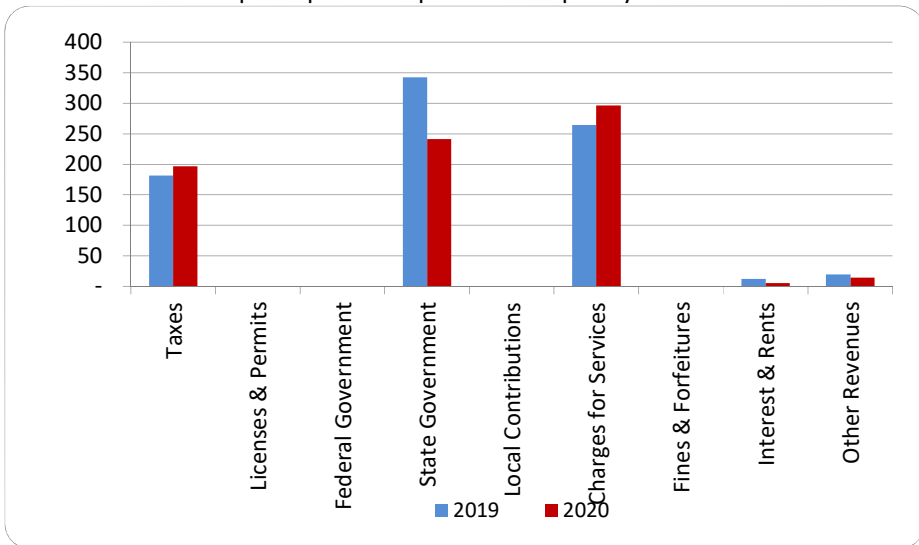
1. Where our money comes from (all governmental funds)



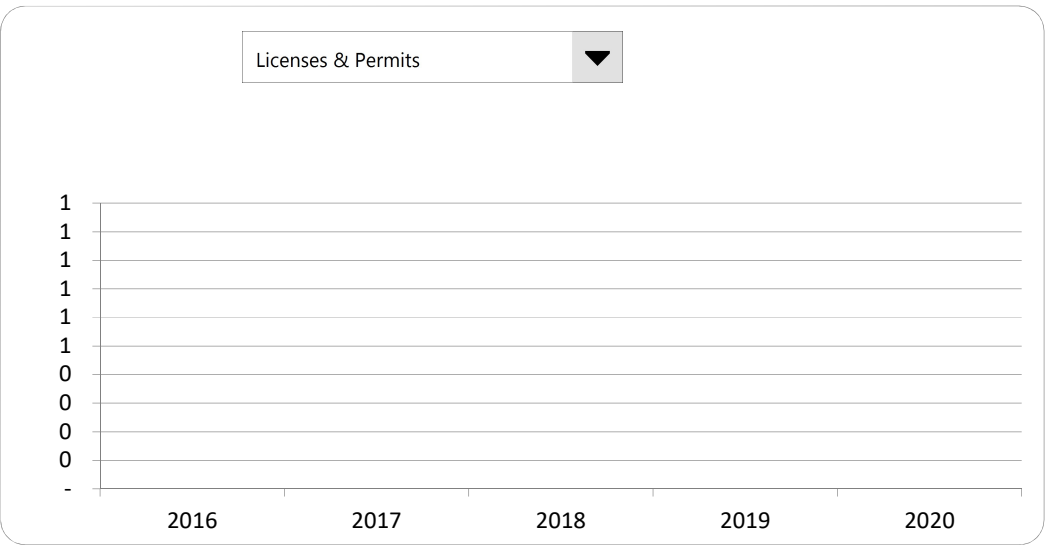
2. Compared to the prior year

	<u>2019</u>	<u>2020</u>	<u>% change</u>
Taxes	\$ 123,932	\$ 134,279	8.35%
Licenses & Permits	-	-	N/A
Federal Government	-	-	N/A
State Government	233,866	164,601	-29.62%
Local Contributions	-	-	N/A
Charges for Services	180,708	202,221	11.90%
Fines & Forfeitures	-	-	N/A
Interest & Rents	8,327	3,770	-54.73%
Other Revenues	13,300	9,830	-26.09%
Total Revenues	\$ 560,133	\$ 514,701	-8.11%

3. Revenue sources per capita - compared to the prior year



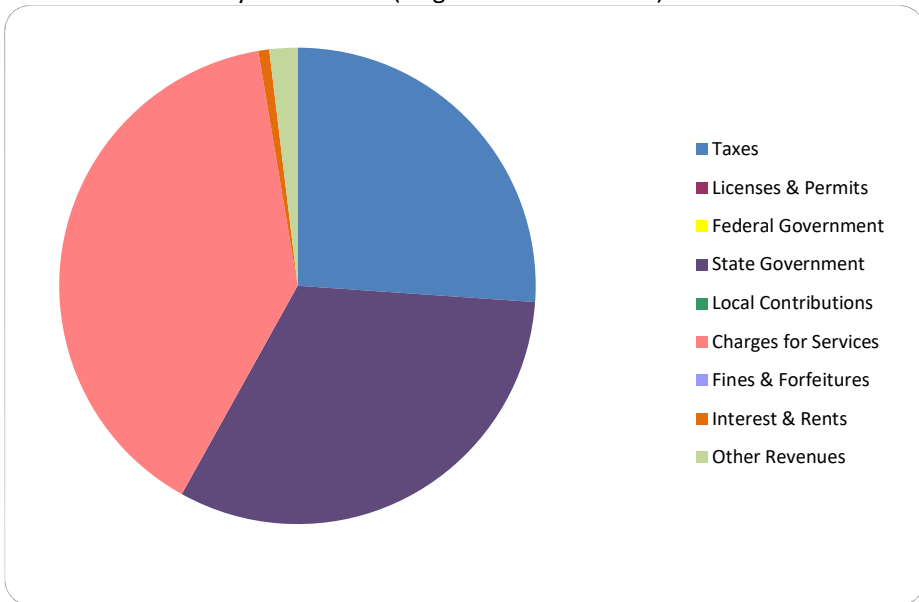
4. Historical trends of individual sources



Commentary:

For more information on our unit's finances, contact Mindy Thomas at 989-682-9227.

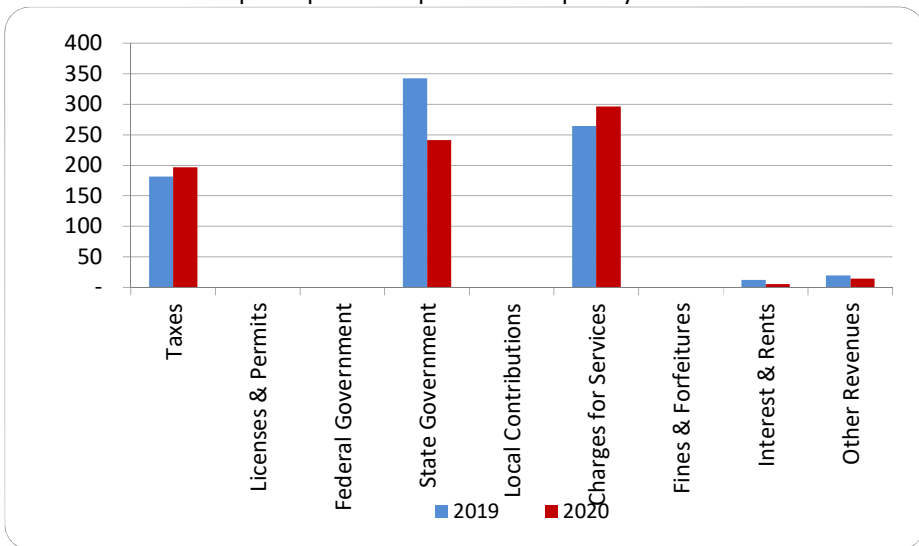
1. Where our money comes from (all governmental funds)



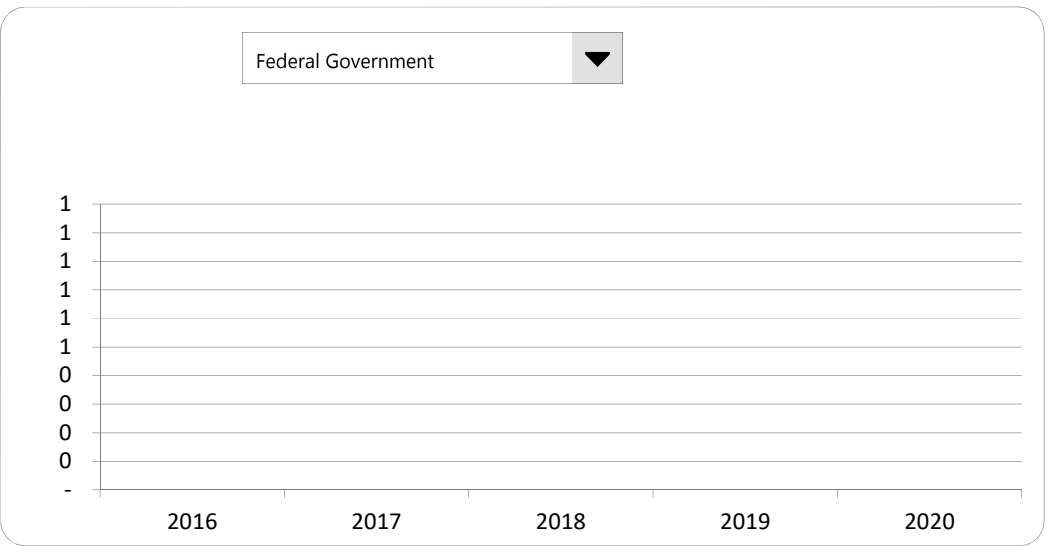
2. Compared to the prior year

	<u>2019</u>	<u>2020</u>	<u>% change</u>
Taxes	\$ 123,932	\$ 134,279	8.35%
Licenses & Permits	-	-	N/A
Federal Government	-	-	N/A
State Government	233,866	164,601	-29.62%
Local Contributions	-	-	N/A
Charges for Services	180,708	202,221	11.90%
Fines & Forfeitures	-	-	N/A
Interest & Rents	8,327	3,770	-54.73%
Other Revenues	13,300	9,830	-26.09%
Total Revenues	\$ 560,133	\$ 514,701	-8.11%

3. Revenue sources per capita - compared to the prior year



4. Historical trends of individual sources



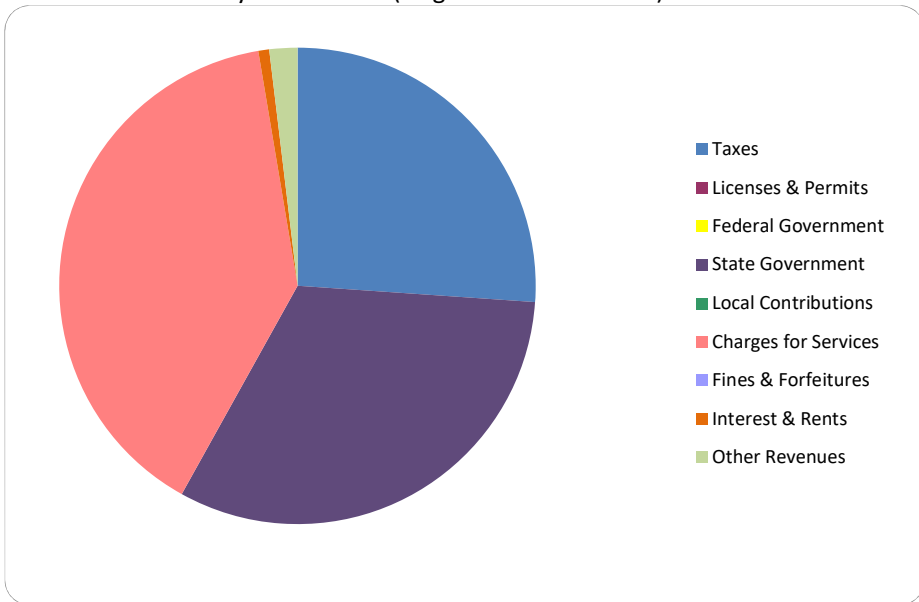
Commentary:

For more information on our unit's finances, contact Mindy Thomas at 989-682-9227.

CITIZEN'S GUIDE TO LOCAL UNIT FINANCES - Maple Rapids - Clinton (193050)

REVENUES

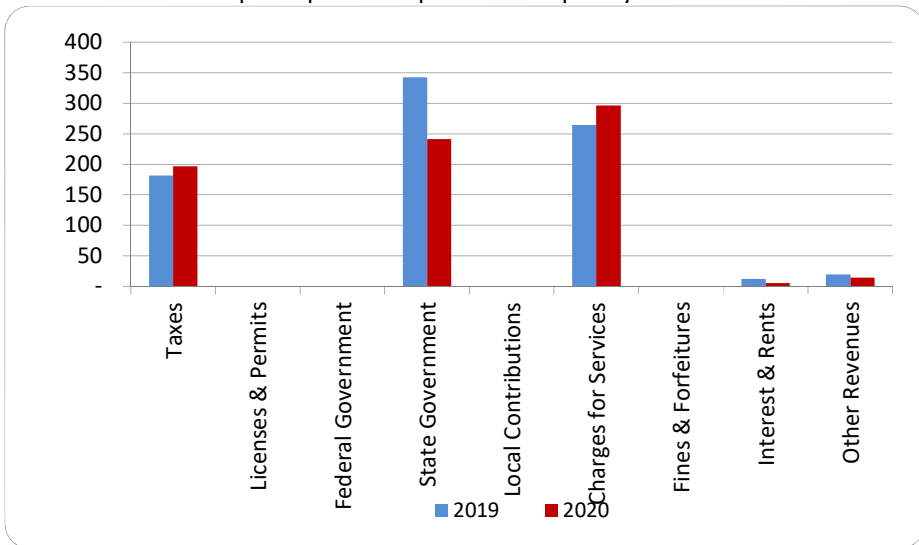
1. Where our money comes from (all governmental funds)



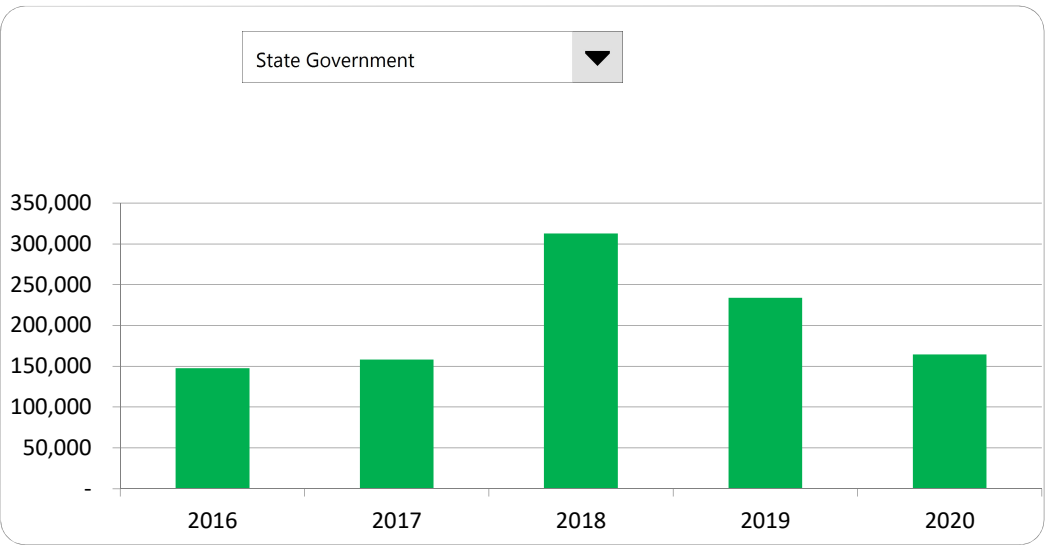
2. Compared to the prior year

	<u>2019</u>	<u>2020</u>	<u>% change</u>
Taxes	\$ 123,932	\$ 134,279	8.35%
Licenses & Permits	-	-	N/A
Federal Government	-	-	N/A
State Government	233,866	164,601	-29.62%
Local Contributions	-	-	N/A
Charges for Services	180,708	202,221	11.90%
Fines & Forfeitures	-	-	N/A
Interest & Rents	8,327	3,770	-54.73%
Other Revenues	13,300	9,830	-26.09%
Total Revenues	\$ 560,133	\$ 514,701	-8.11%

3. Revenue sources per capita - compared to the prior year



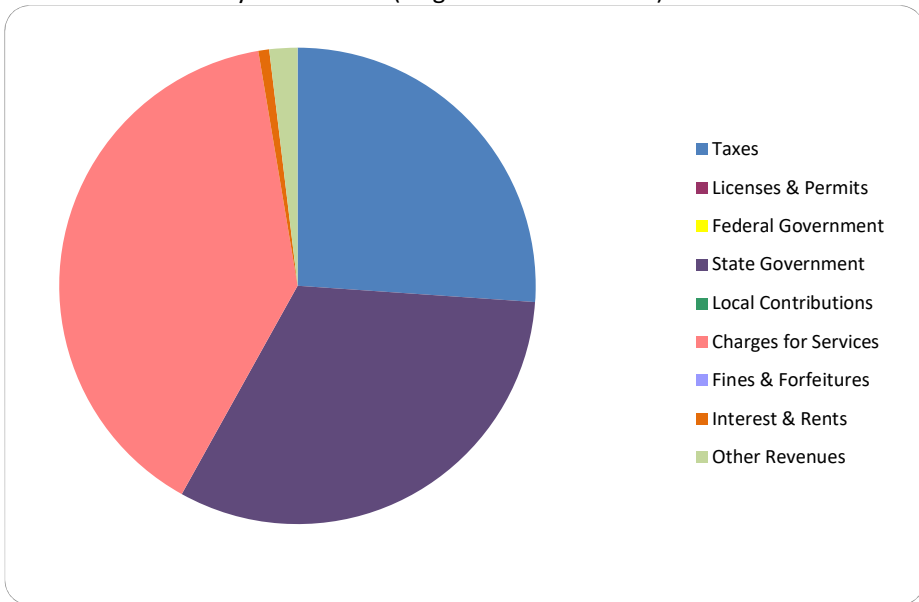
4. Historical trends of individual sources



Commentary:

For more information on our unit's finances, contact Mindy Thomas at 989-682-9227.

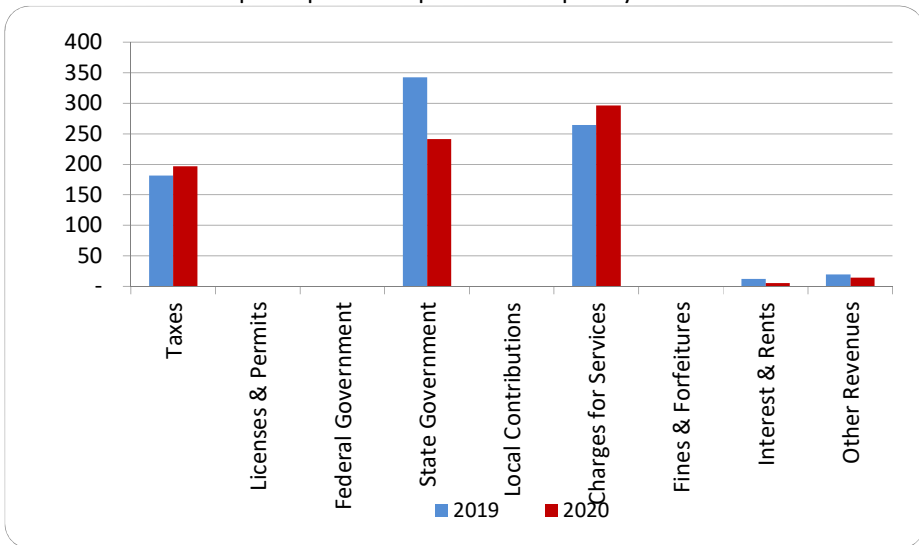
1. Where our money comes from (all governmental funds)



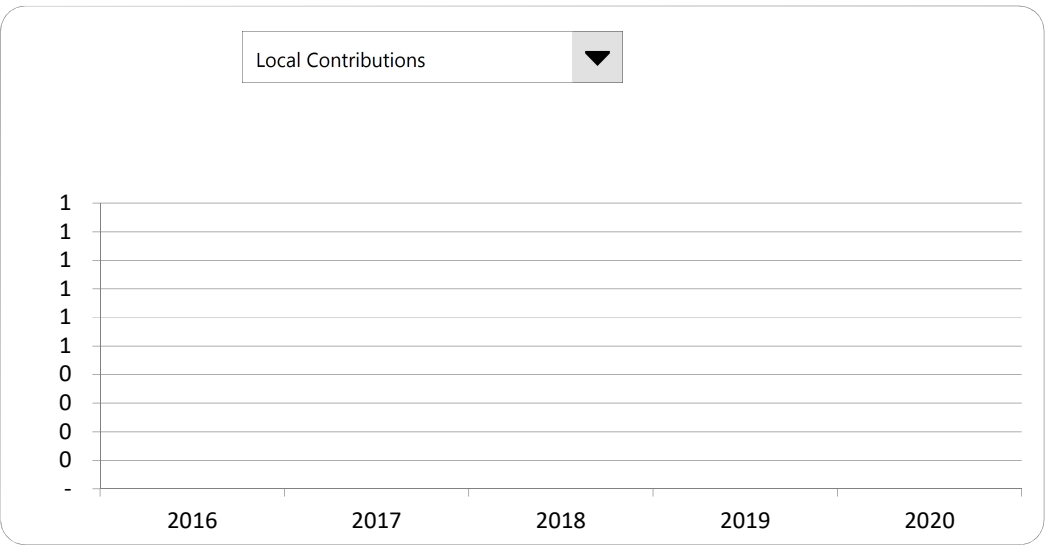
2. Compared to the prior year

	<u>2019</u>	<u>2020</u>	<u>% change</u>
Taxes	\$ 123,932	\$ 134,279	8.35%
Licenses & Permits	-	-	N/A
Federal Government	-	-	N/A
State Government	233,866	164,601	-29.62%
Local Contributions	-	-	N/A
Charges for Services	180,708	202,221	11.90%
Fines & Forfeitures	-	-	N/A
Interest & Rents	8,327	3,770	-54.73%
Other Revenues	13,300	9,830	-26.09%
Total Revenues	\$ 560,133	\$ 514,701	-8.11%

3. Revenue sources per capita - compared to the prior year



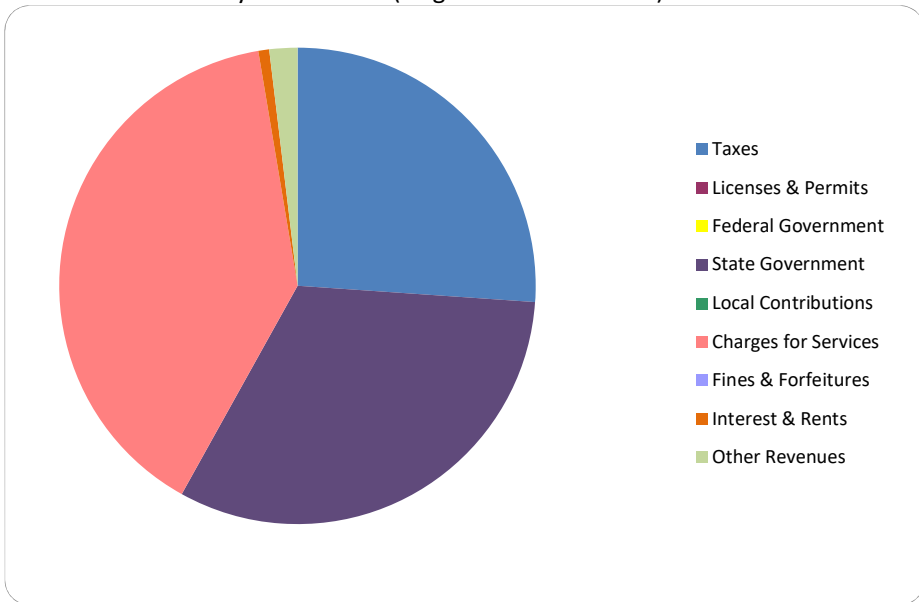
4. Historical trends of individual sources



Commentary:

For more information on our unit's finances, contact Mindy Thomas at 989-682-9227.

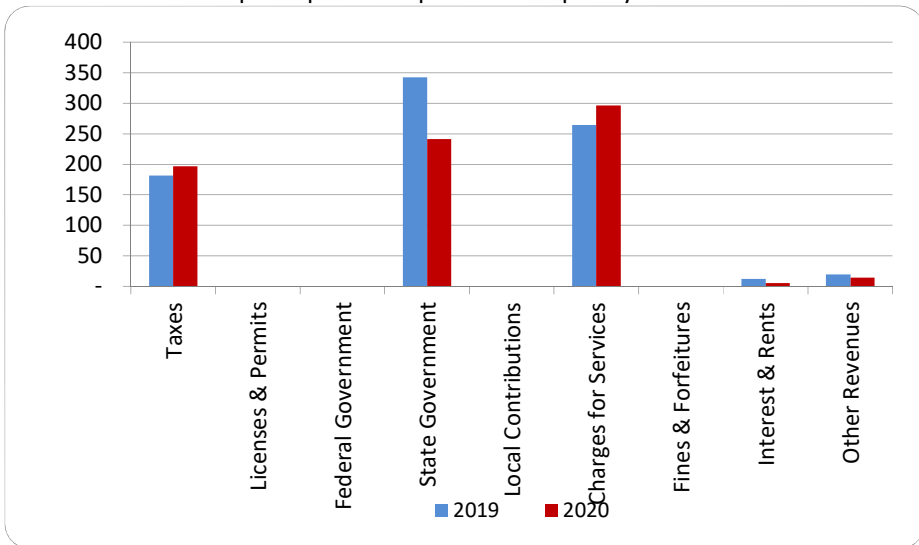
1. Where our money comes from (all governmental funds)



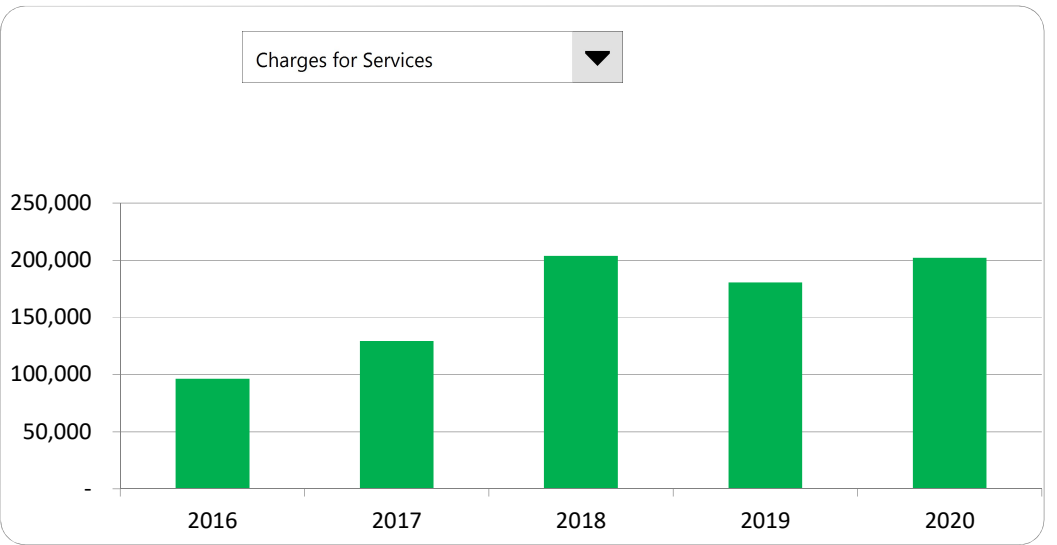
2. Compared to the prior year

	<u>2019</u>	<u>2020</u>	<u>% change</u>
Taxes	\$ 123,932	\$ 134,279	8.35%
Licenses & Permits	-	-	N/A
Federal Government	-	-	N/A
State Government	233,866	164,601	-29.62%
Local Contributions	-	-	N/A
Charges for Services	180,708	202,221	11.90%
Fines & Forfeitures	-	-	N/A
Interest & Rents	8,327	3,770	-54.73%
Other Revenues	13,300	9,830	-26.09%
Total Revenues	\$ 560,133	\$ 514,701	-8.11%

3. Revenue sources per capita - compared to the prior year



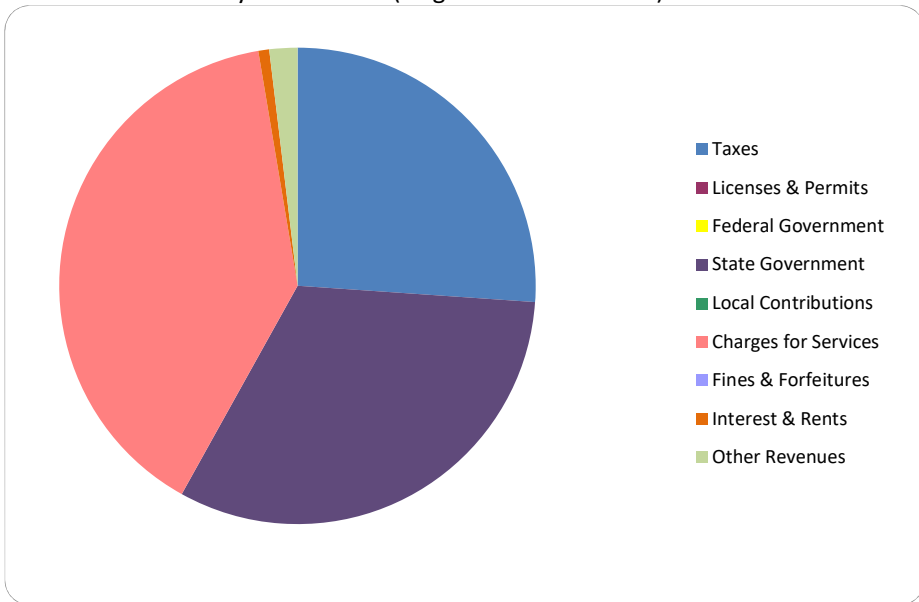
4. Historical trends of individual sources



Commentary:

For more information on our unit's finances, contact Mindy Thomas at 989-682-9227.

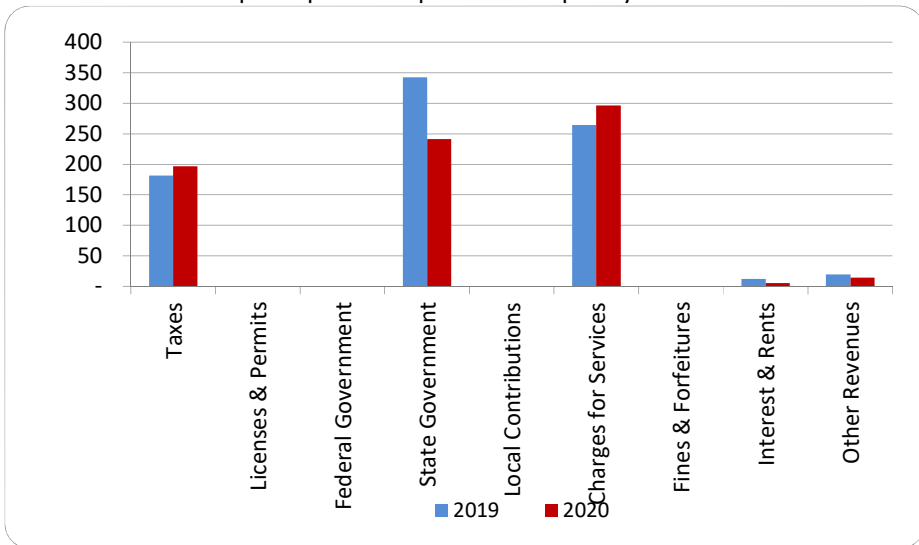
1. Where our money comes from (all governmental funds)



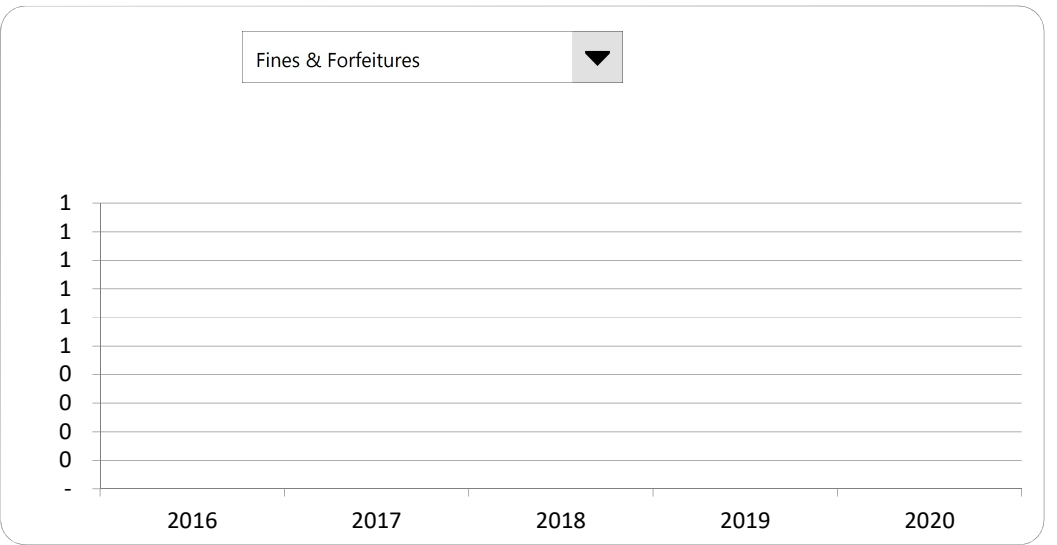
2. Compared to the prior year

	<u>2019</u>	<u>2020</u>	<u>% change</u>
Taxes	\$ 123,932	\$ 134,279	8.35%
Licenses & Permits	-	-	N/A
Federal Government	-	-	N/A
State Government	233,866	164,601	-29.62%
Local Contributions	-	-	N/A
Charges for Services	180,708	202,221	11.90%
Fines & Forfeitures	-	-	N/A
Interest & Rents	8,327	3,770	-54.73%
Other Revenues	13,300	9,830	-26.09%
Total Revenues	\$ 560,133	\$ 514,701	-8.11%

3. Revenue sources per capita - compared to the prior year



4. Historical trends of individual sources



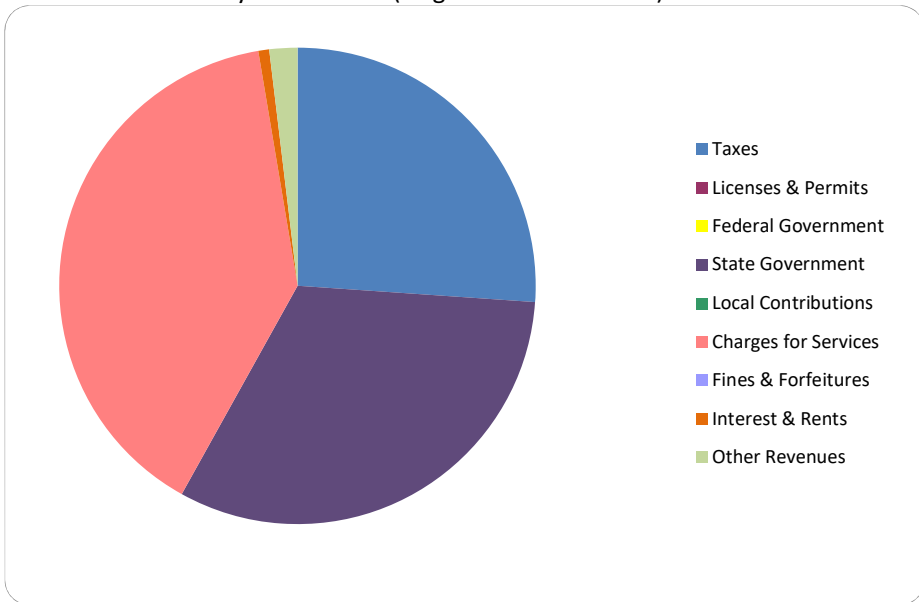
Commentary:

For more information on our unit's finances, contact Mindy Thomas at 989-682-9227.

CITIZEN'S GUIDE TO LOCAL UNIT FINANCES - Maple Rapids - Clinton (193050)

REVENUES

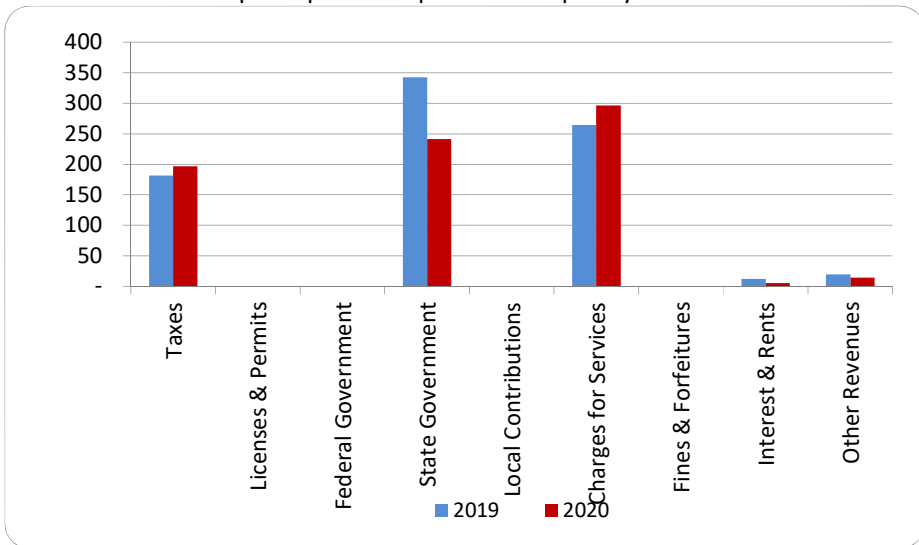
1. Where our money comes from (all governmental funds)



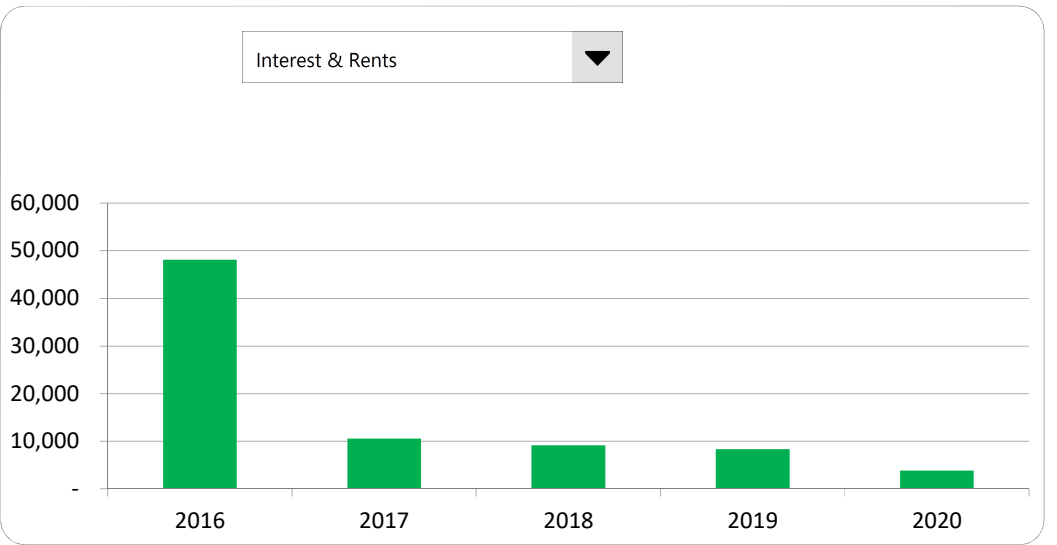
2. Compared to the prior year

	<u>2019</u>	<u>2020</u>	<u>% change</u>
Taxes	\$ 123,932	\$ 134,279	8.35%
Licenses & Permits	-	-	N/A
Federal Government	-	-	N/A
State Government	233,866	164,601	-29.62%
Local Contributions	-	-	N/A
Charges for Services	180,708	202,221	11.90%
Fines & Forfeitures	-	-	N/A
Interest & Rents	8,327	3,770	-54.73%
Other Revenues	13,300	9,830	-26.09%
Total Revenues	\$ 560,133	\$ 514,701	-8.11%

3. Revenue sources per capita - compared to the prior year



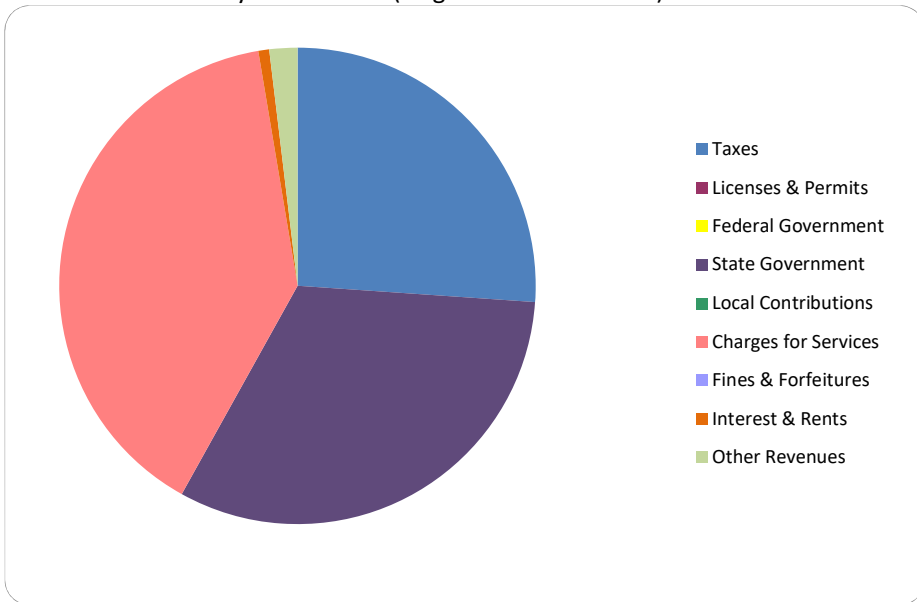
4. Historical trends of individual sources



Commentary:

For more information on our unit's finances, contact Mindy Thomas at 989-682-9227.

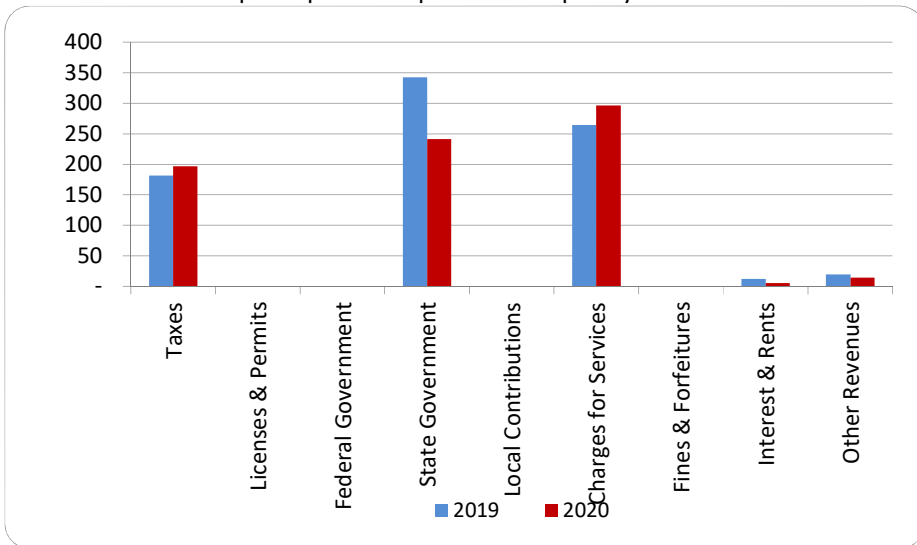
1. Where our money comes from (all governmental funds)



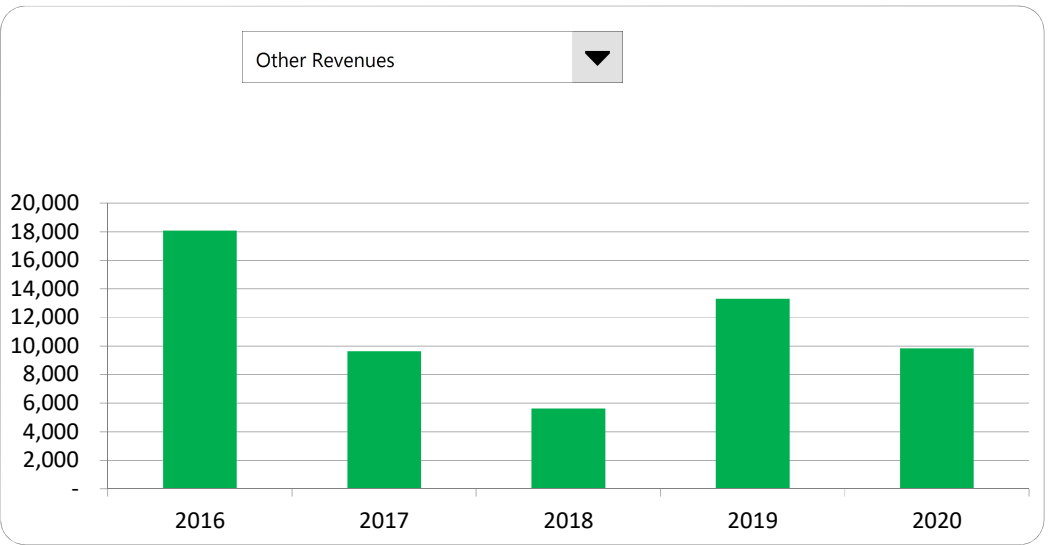
2. Compared to the prior year

	<u>2019</u>	<u>2020</u>	<u>% change</u>
Taxes	\$ 123,932	\$ 134,279	8.35%
Licenses & Permits	-	-	N/A
Federal Government	-	-	N/A
State Government	233,866	164,601	-29.62%
Local Contributions	-	-	N/A
Charges for Services	180,708	202,221	11.90%
Fines & Forfeitures	-	-	N/A
Interest & Rents	8,327	3,770	-54.73%
Other Revenues	13,300	9,830	-26.09%
Total Revenues	\$ 560,133	\$ 514,701	-8.11%

3. Revenue sources per capita - compared to the prior year



4. Historical trends of individual sources



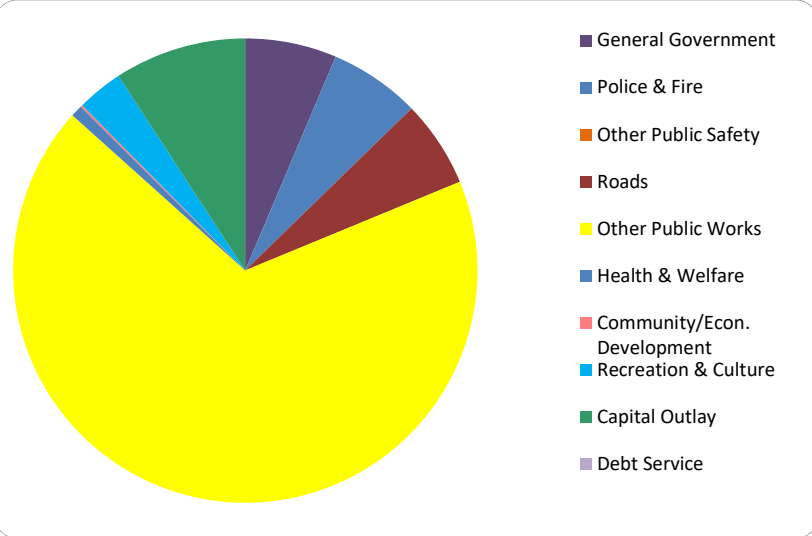
Commentary:

For more information on our unit's finances, contact Mindy Thomas at 989-682-9227.

CITIZEN'S GUIDE TO LOCAL UNIT FINANCES - Maple Rapids - Clinton (193050)

EXPENDITURES

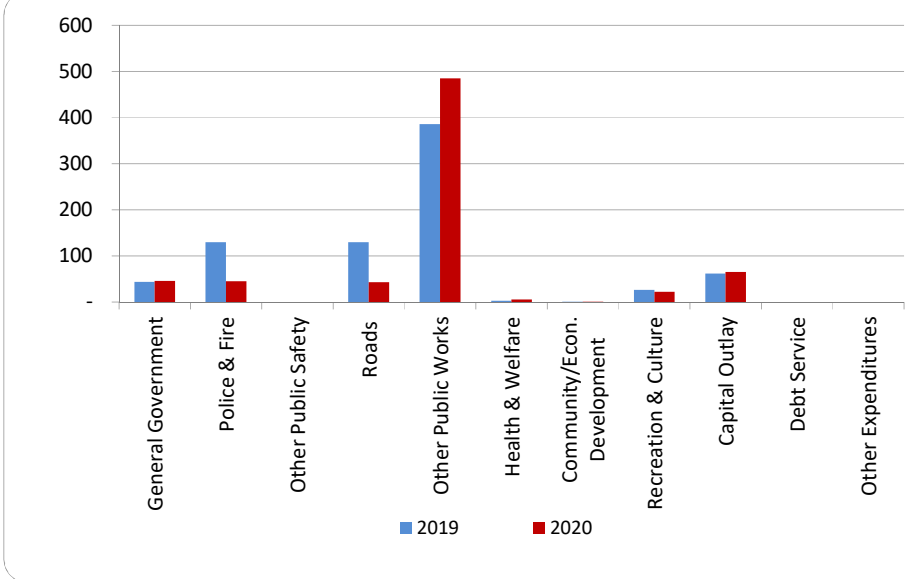
1. Where we spend our money (all governmental funds)



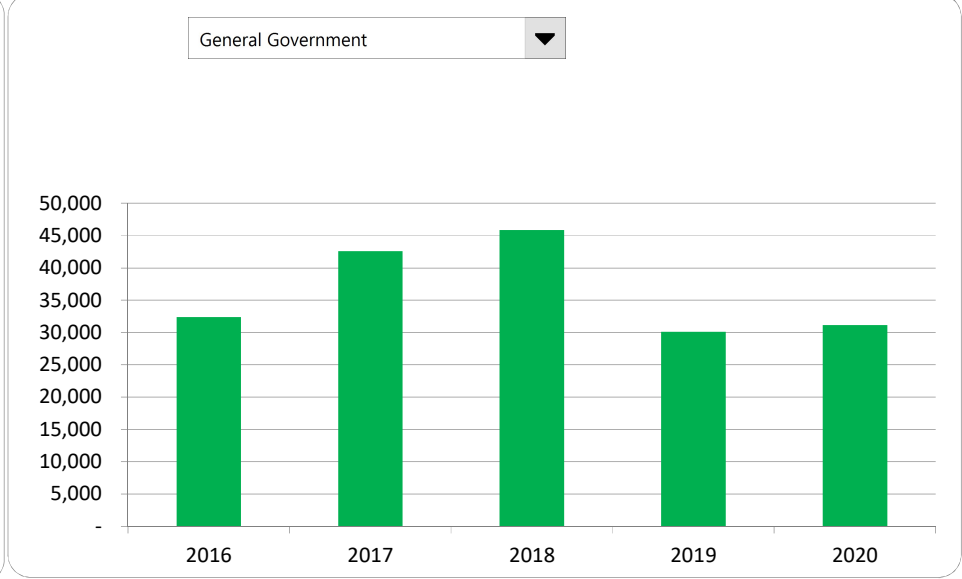
2. Compared to the prior year

	2019	2020	% change
General Government	\$ 30,070	\$ 31,160	3.62%
Police & Fire	88,766	30,883	-65.21%
Other Public Safety	-	-	N/A
Roads	88,731	29,595	-66.65%
Other Public Works	263,576	331,354	25.71%
Health & Welfare	2,306	4,032	74.85%
Community/Econ. Development	643	643	0.00%
Recreation & Culture	18,157	15,625	-13.95%
Capital Outlay	41,913	44,905	7.14%
Debt Service	-	-	N/A
Other Expenditures	-	-	N/A
Total Expenditures	\$ 534,162	\$ 488,197	-8.61%

3. Spending per capita - compared to the prior year



4. Historical trends of individual departments:



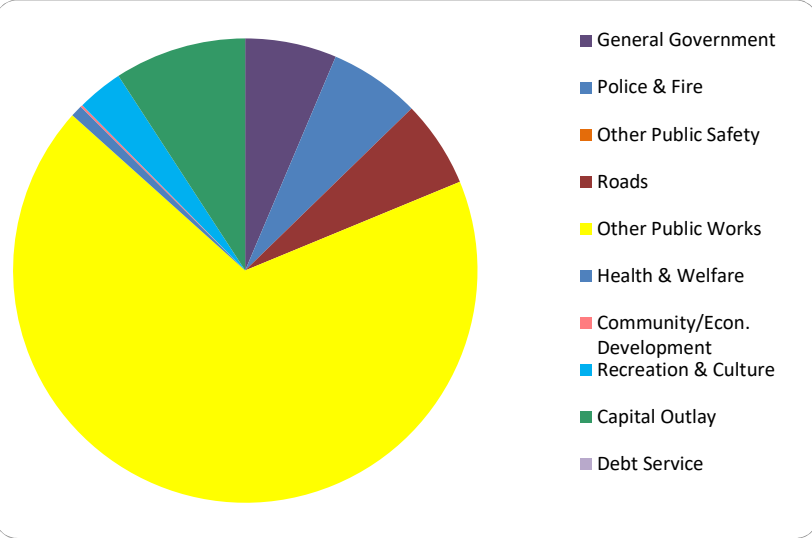
Commentary:

For more information on our unit's finances, contact Mindy Thomas at 989-682-9227.

CITIZEN'S GUIDE TO LOCAL UNIT FINANCES - Maple Rapids - Clinton (193050)

EXPENDITURES

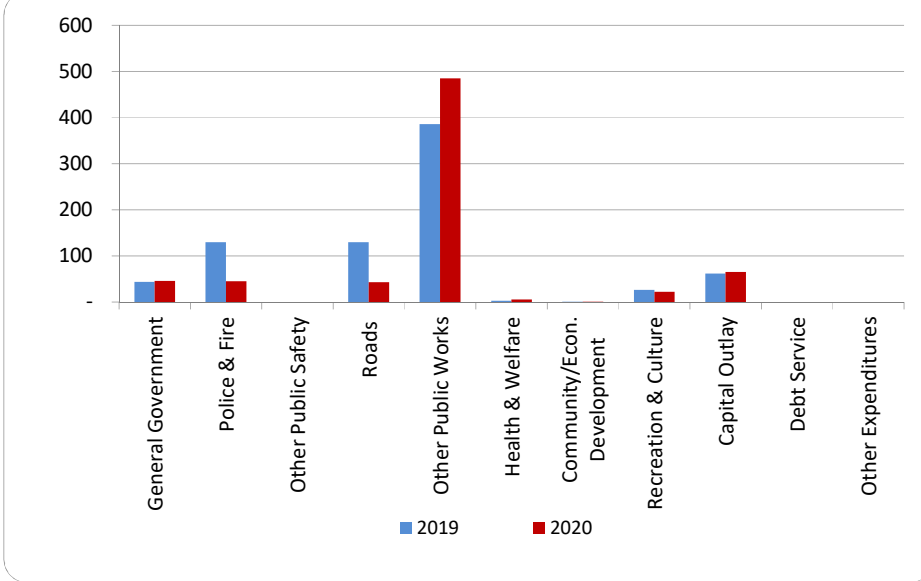
1. Where we spend our money (all governmental funds)



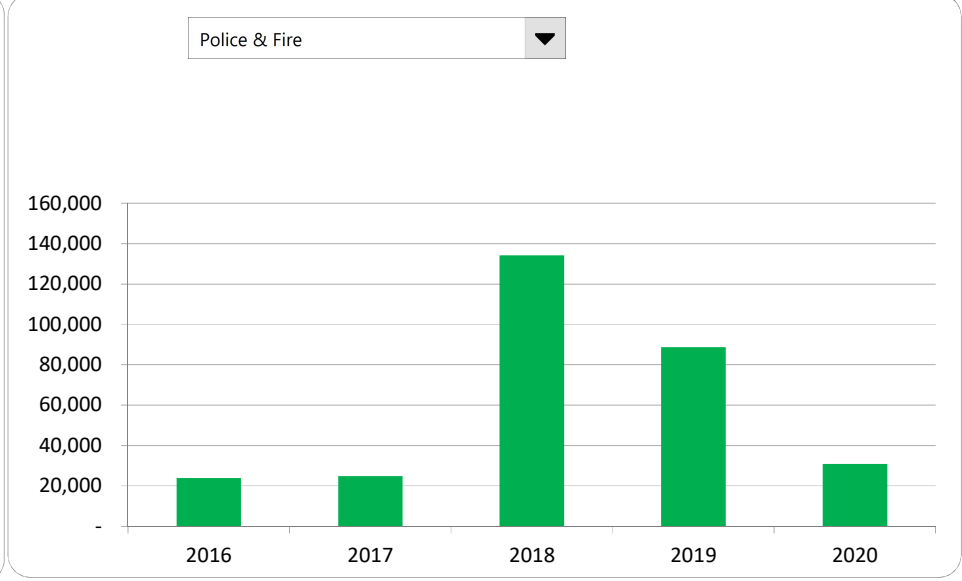
2. Compared to the prior year

	<u>2019</u>	<u>2020</u>	<u>% change</u>
General Government	\$ 30,070	\$ 31,160	3.62%
Police & Fire	88,766	30,883	-65.21%
Other Public Safety	-	-	N/A
Roads	88,731	29,595	-66.65%
Other Public Works	263,576	331,354	25.71%
Health & Welfare	2,306	4,032	74.85%
Community/Econ. Development	643	643	0.00%
Recreation & Culture	18,157	15,625	-13.95%
Capital Outlay	41,913	44,905	7.14%
Debt Service	-	-	N/A
Other Expenditures	-	-	N/A
Total Expenditures	\$ 534,162	\$ 488,197	-8.61%

3. Spending per capita - compared to the prior year



4. Historical trends of individual departments:



Commentary:

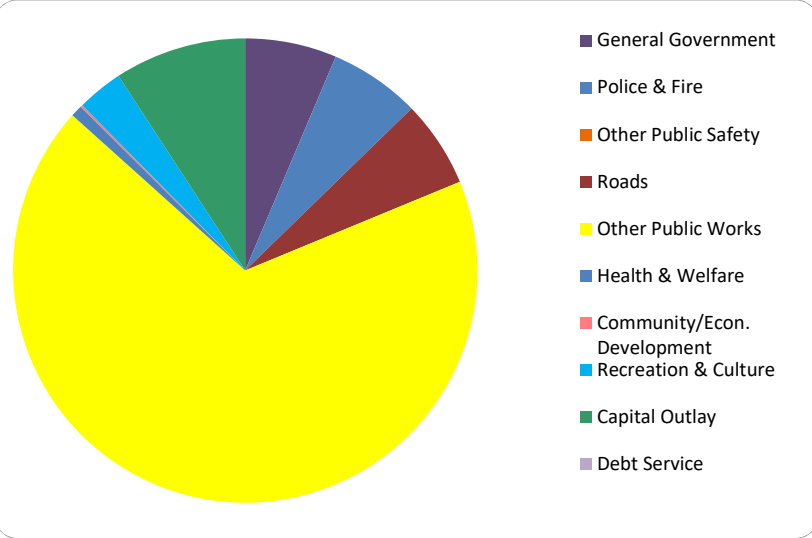
For more information on our unit's finances, contact Mindy Thomas at 989-682-9227.

CITIZEN'S GUIDE TO LOCAL UNIT FINANCES - Maple Rapids - Clinton (193050)

EXPENDITURES

1. Where we spend our money (all governmental funds)


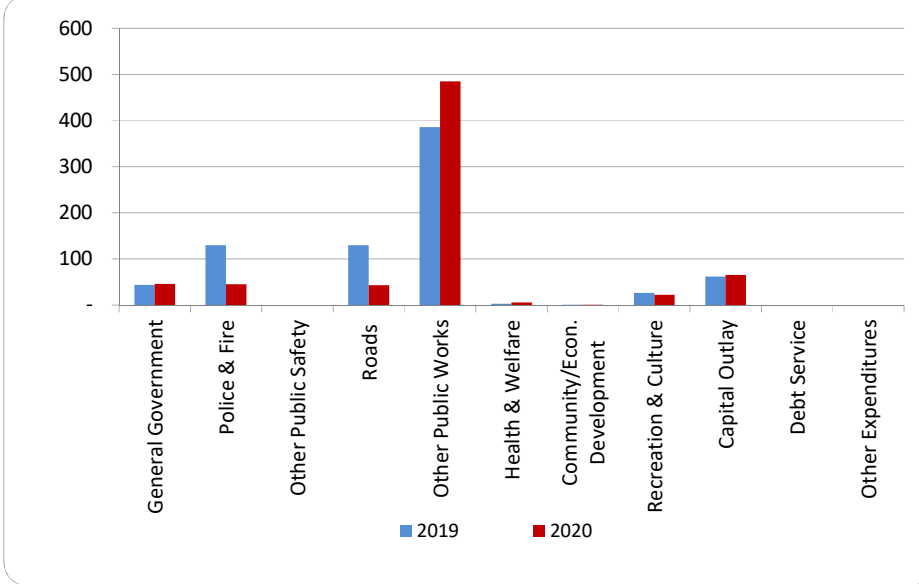
2. Compared to the prior year



	2019	2020	% change
General Government	\$ 30,070	\$ 31,160	3.62%
Police & Fire	88,766	30,883	-65.21%
Other Public Safety	-	-	N/A
Roads	88,731	29,595	-66.65%
Other Public Works	263,576	331,354	25.71%
Health & Welfare	2,306	4,032	74.85%
Community/Econ. Development	643	643	0.00%
Recreation & Culture	18,157	15,625	-13.95%
Capital Outlay	41,913	44,905	7.14%
Debt Service	-	-	N/A
Other Expenditures	-	-	N/A
Total Expenditures	\$ 534,162	\$ 488,197	-8.61%

3. Spending per capita - compared to the prior year

4. Historical trends of individual departments:



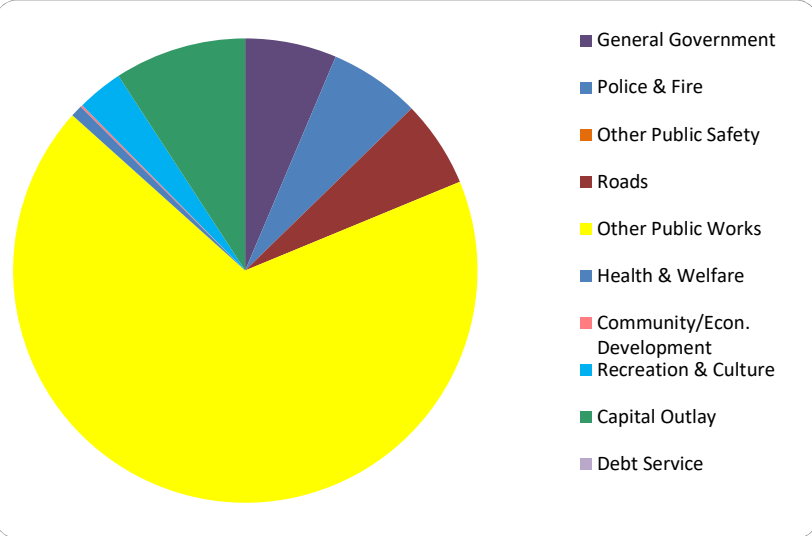
Commentary:

For more information on our unit's finances, contact Mindy Thomas at 989-682-9227.

CITIZEN'S GUIDE TO LOCAL UNIT FINANCES - Maple Rapids - Clinton (193050)

EXPENDITURES

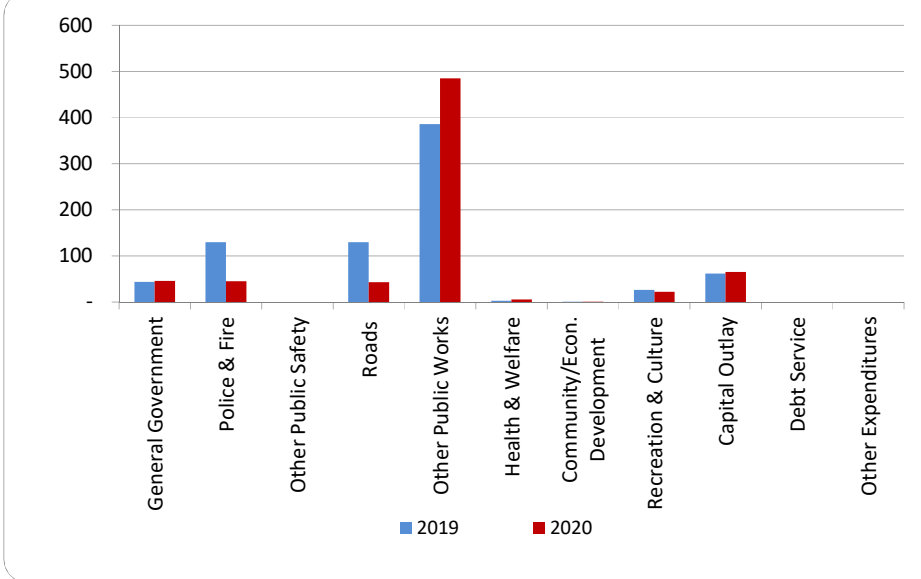
1. Where we spend our money (all governmental funds)



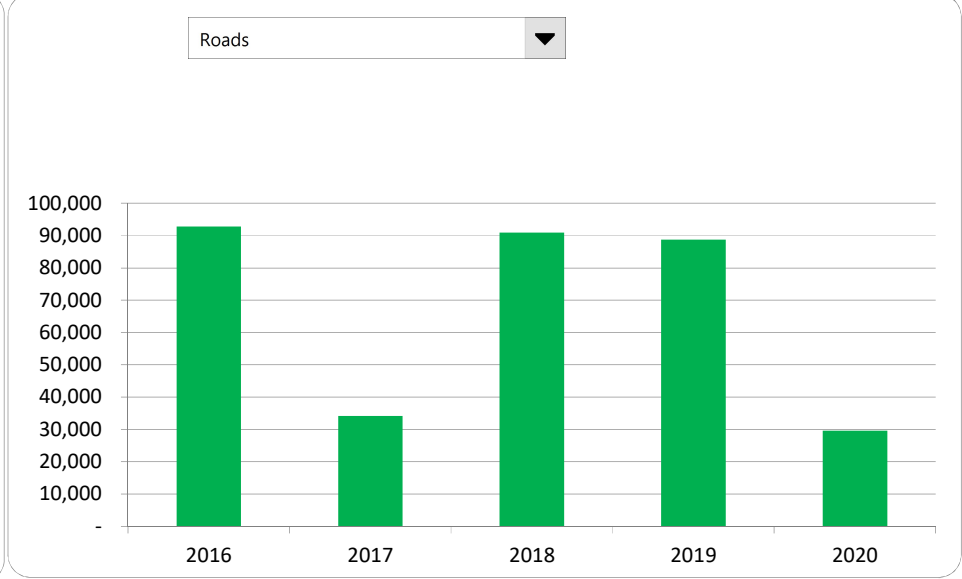
2. Compared to the prior year

	<u>2019</u>	<u>2020</u>	<u>% change</u>
General Government	\$ 30,070	\$ 31,160	3.62%
Police & Fire	88,766	30,883	-65.21%
Other Public Safety	-	-	N/A
Roads	88,731	29,595	-66.65%
Other Public Works	263,576	331,354	25.71%
Health & Welfare	2,306	4,032	74.85%
Community/Econ. Development	643	643	0.00%
Recreation & Culture	18,157	15,625	-13.95%
Capital Outlay	41,913	44,905	7.14%
Debt Service	-	-	N/A
Other Expenditures	-	-	N/A
Total Expenditures	\$ 534,162	\$ 488,197	-8.61%

3. Spending per capita - compared to the prior year



4. Historical trends of individual departments:



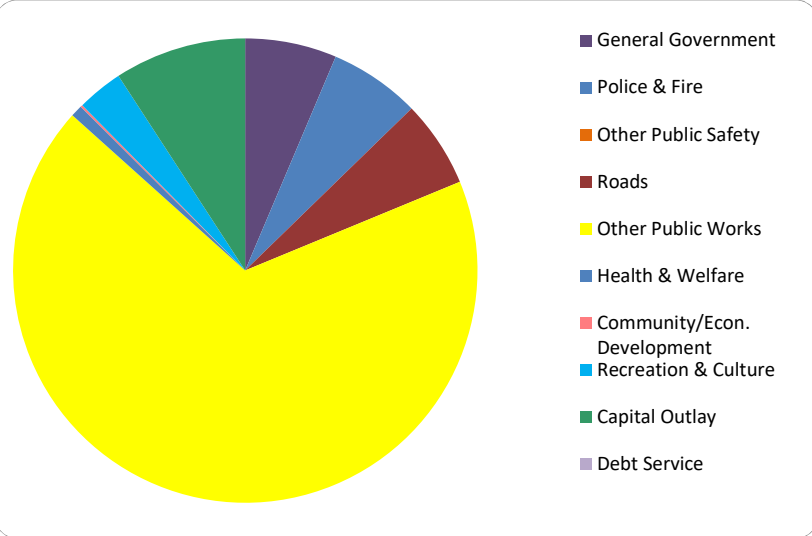
Commentary:

For more information on our unit's finances, contact Mindy Thomas at 989-682-9227.

CITIZEN'S GUIDE TO LOCAL UNIT FINANCES - Maple Rapids - Clinton (193050)

EXPENDITURES

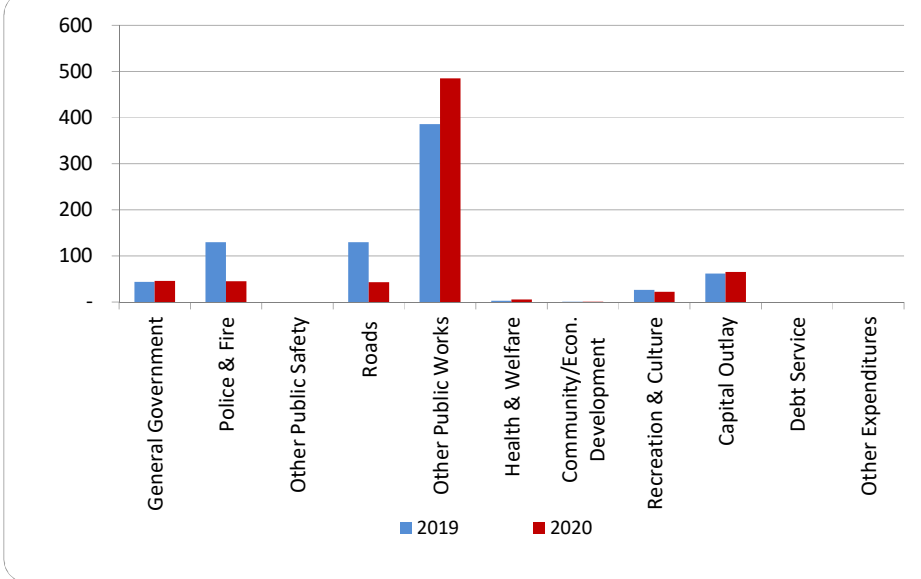
1. Where we spend our money (all governmental funds)



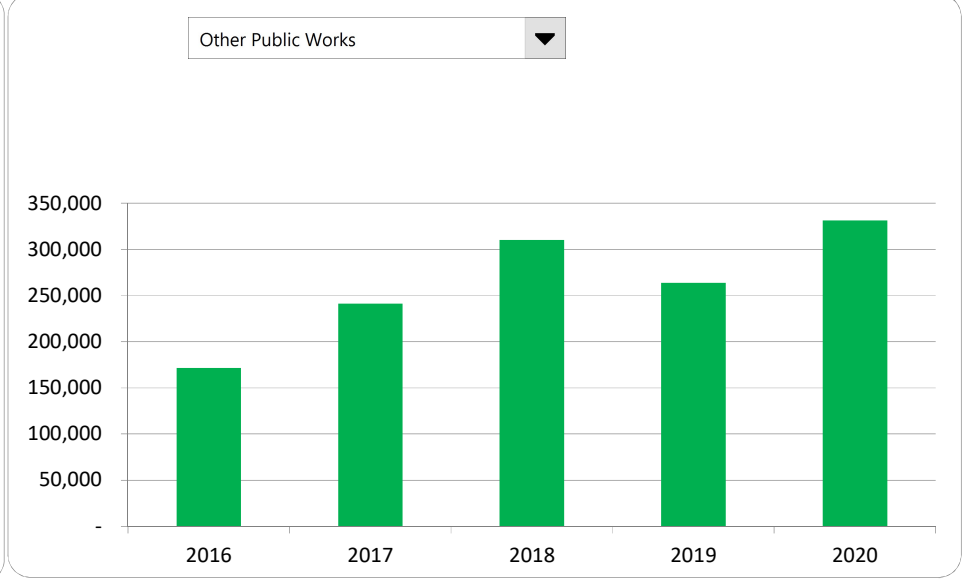
2. Compared to the prior year

	2019	2020	% change
General Government	\$ 30,070	\$ 31,160	3.62%
Police & Fire	88,766	30,883	-65.21%
Other Public Safety	-	-	N/A
Roads	88,731	29,595	-66.65%
Other Public Works	263,576	331,354	25.71%
Health & Welfare	2,306	4,032	74.85%
Community/Econ. Development	643	643	0.00%
Recreation & Culture	18,157	15,625	-13.95%
Capital Outlay	41,913	44,905	7.14%
Debt Service	-	-	N/A
Other Expenditures	-	-	N/A
Total Expenditures	\$ 534,162	\$ 488,197	-8.61%

3. Spending per capita - compared to the prior year



4. Historical trends of individual departments:



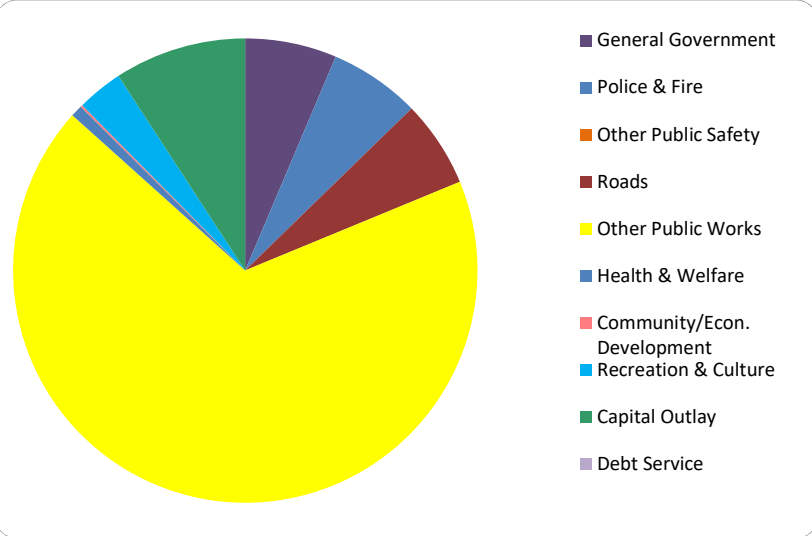
Commentary:

For more information on our unit's finances, contact Mindy Thomas at 989-682-9227.

CITIZEN'S GUIDE TO LOCAL UNIT FINANCES - Maple Rapids - Clinton (193050)

EXPENDITURES

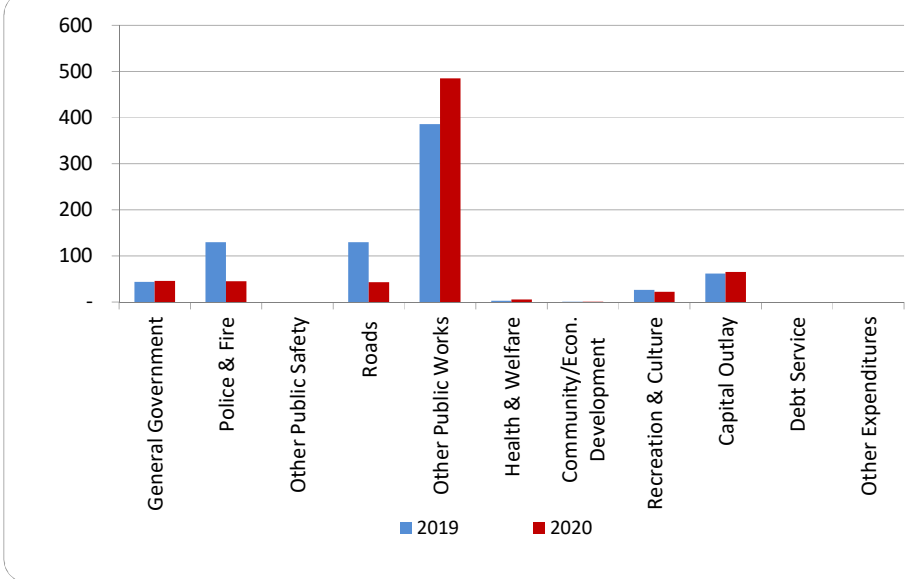
1. Where we spend our money (all governmental funds)



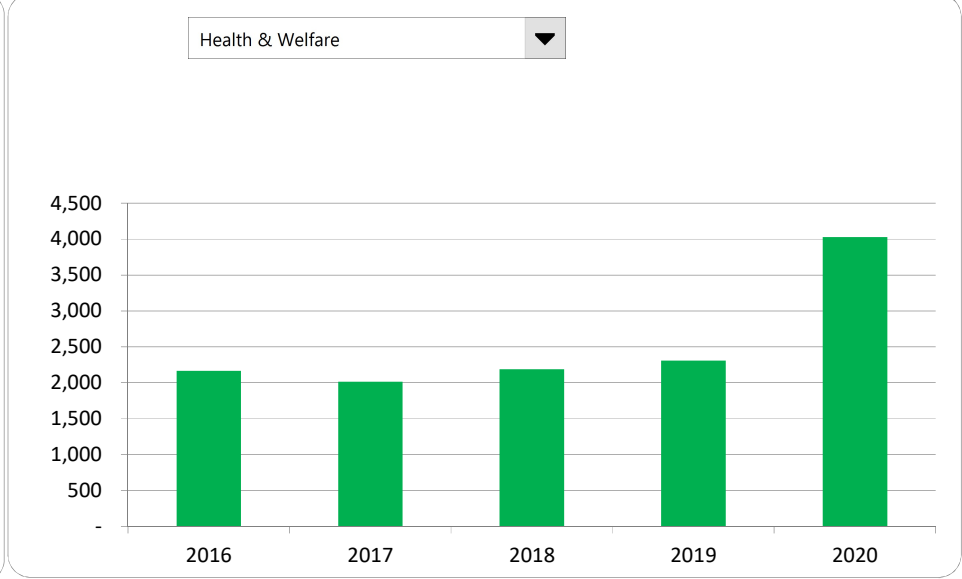
2. Compared to the prior year

	<u>2019</u>	<u>2020</u>	<u>% change</u>
General Government	\$ 30,070	\$ 31,160	3.62%
Police & Fire	88,766	30,883	-65.21%
Other Public Safety	-	-	N/A
Roads	88,731	29,595	-66.65%
Other Public Works	263,576	331,354	25.71%
Health & Welfare	2,306	4,032	74.85%
Community/Econ. Development	643	643	0.00%
Recreation & Culture	18,157	15,625	-13.95%
Capital Outlay	41,913	44,905	7.14%
Debt Service	-	-	N/A
Other Expenditures	-	-	N/A
Total Expenditures	<u>\$ 534,162</u>	<u>\$ 488,197</u>	-8.61%

3. Spending per capita - compared to the prior year



4. Historical trends of individual departments:



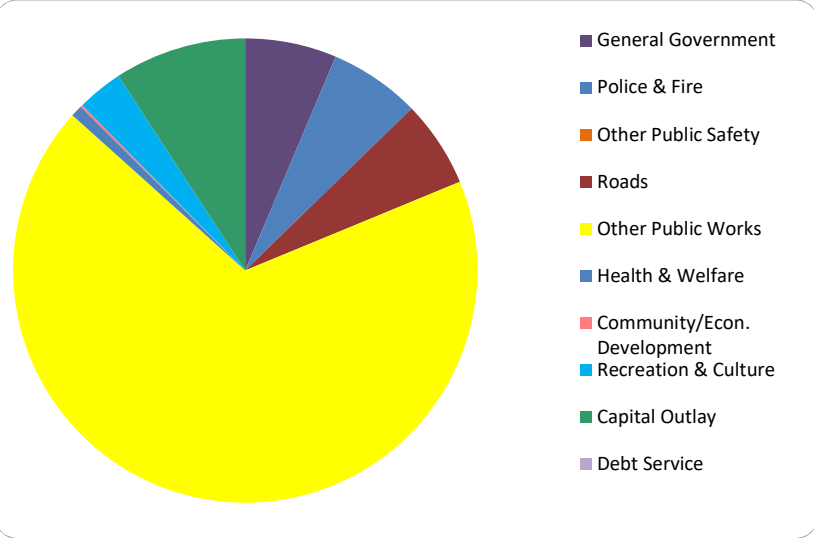
Commentary:

For more information on our unit's finances, contact Mindy Thomas at 989-682-9227.

CITIZEN'S GUIDE TO LOCAL UNIT FINANCES - Maple Rapids - Clinton (193050)

EXPENDITURES

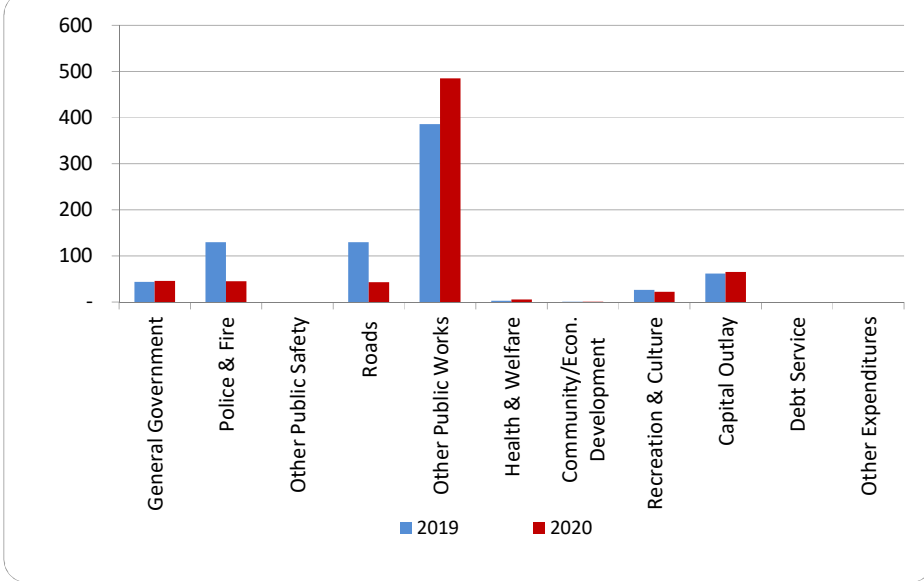
1. Where we spend our money (all governmental funds)



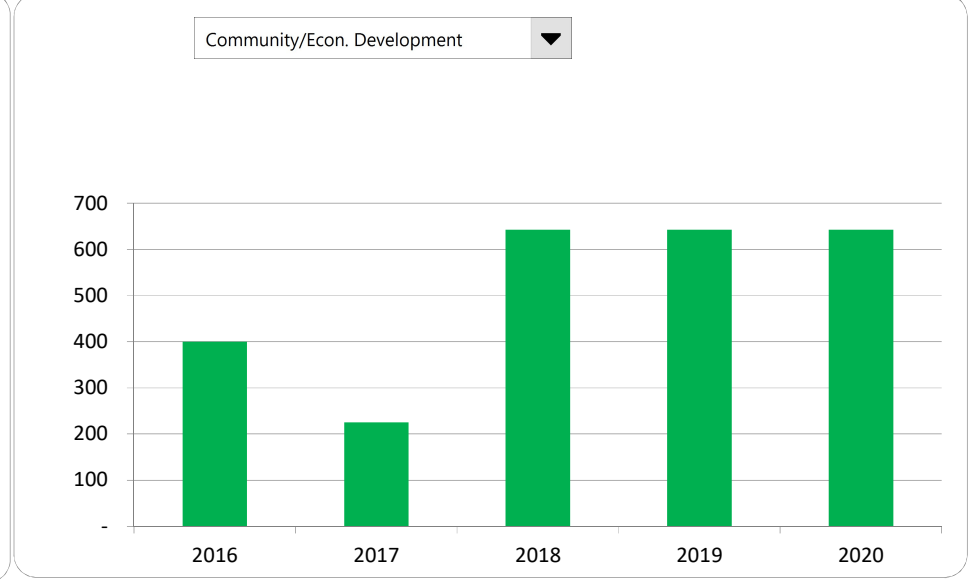
2. Compared to the prior year

	<u>2019</u>	<u>2020</u>	<u>% change</u>
General Government	\$ 30,070	\$ 31,160	3.62%
Police & Fire	88,766	30,883	-65.21%
Other Public Safety	-	-	N/A
Roads	88,731	29,595	-66.65%
Other Public Works	263,576	331,354	25.71%
Health & Welfare	2,306	4,032	74.85%
Community/Econ. Development	643	643	0.00%
Recreation & Culture	18,157	15,625	-13.95%
Capital Outlay	41,913	44,905	7.14%
Debt Service	-	-	N/A
Other Expenditures	-	-	N/A
Total Expenditures	\$ 534,162	\$ 488,197	-8.61%

3. Spending per capita - compared to the prior year



4. Historical trends of individual departments:



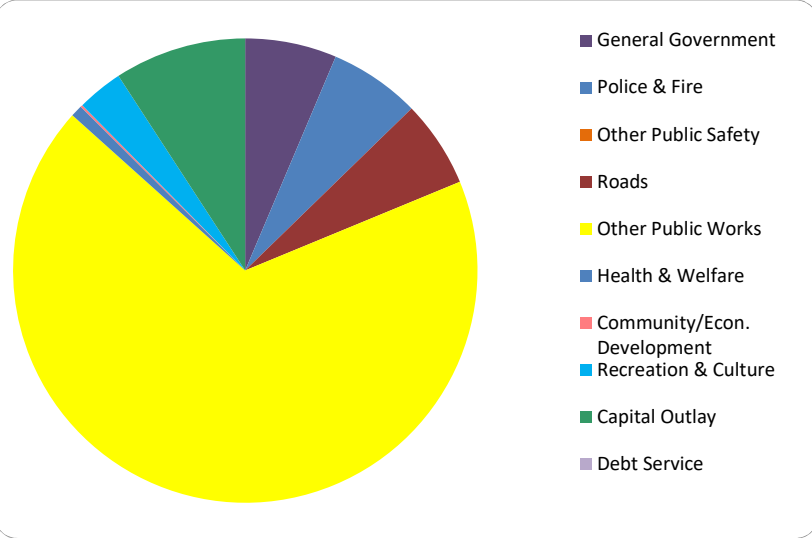
Commentary:

For more information on our unit's finances, contact Mindy Thomas at 989-682-9227.

CITIZEN'S GUIDE TO LOCAL UNIT FINANCES - Maple Rapids - Clinton (193050)

EXPENDITURES

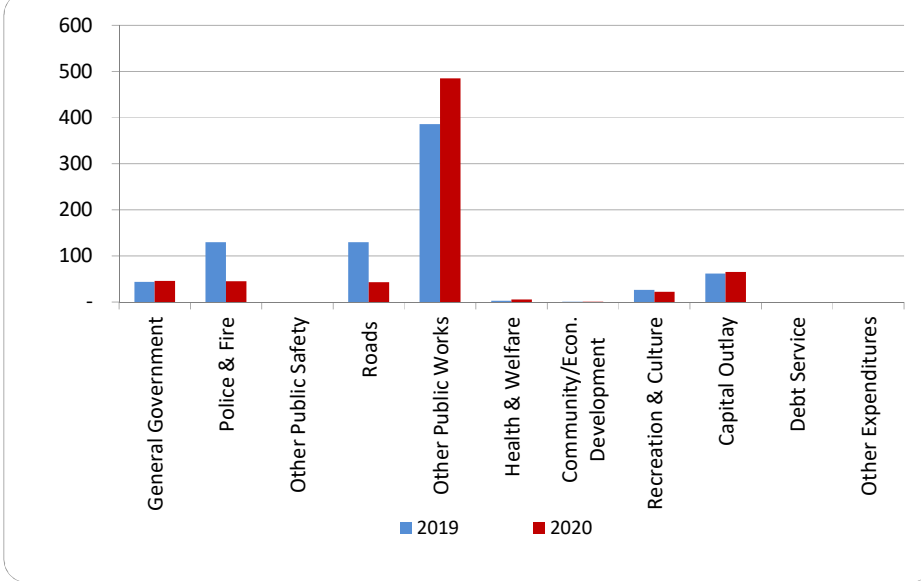
1. Where we spend our money (all governmental funds)



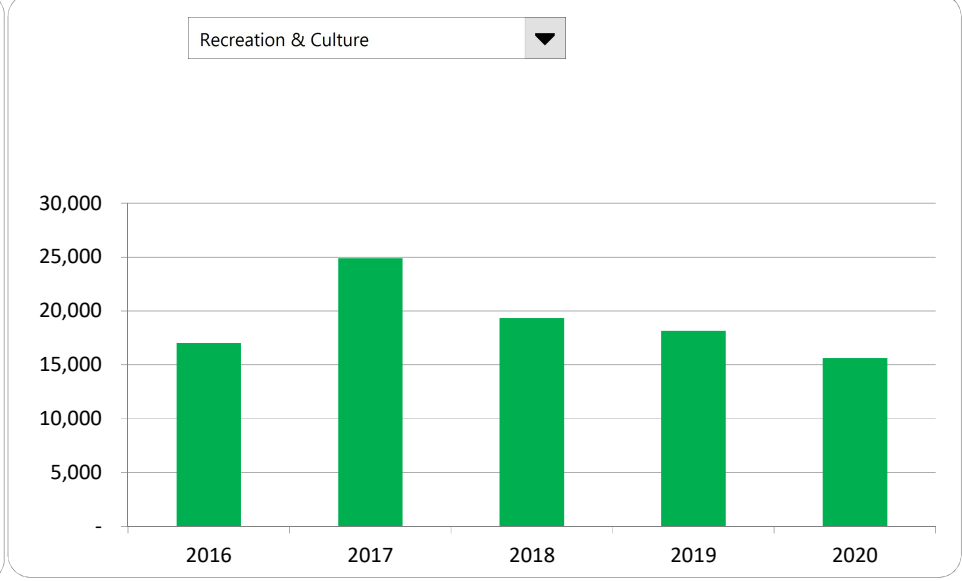
2. Compared to the prior year

	2019	2020	% change
General Government	\$ 30,070	\$ 31,160	3.62%
Police & Fire	88,766	30,883	-65.21%
Other Public Safety	-	-	N/A
Roads	88,731	29,595	-66.65%
Other Public Works	263,576	331,354	25.71%
Health & Welfare	2,306	4,032	74.85%
Community/Econ. Development	643	643	0.00%
Recreation & Culture	18,157	15,625	-13.95%
Capital Outlay	41,913	44,905	7.14%
Debt Service	-	-	N/A
Other Expenditures	-	-	N/A
Total Expenditures	\$ 534,162	\$ 488,197	-8.61%

3. Spending per capita - compared to the prior year



4. Historical trends of individual departments:



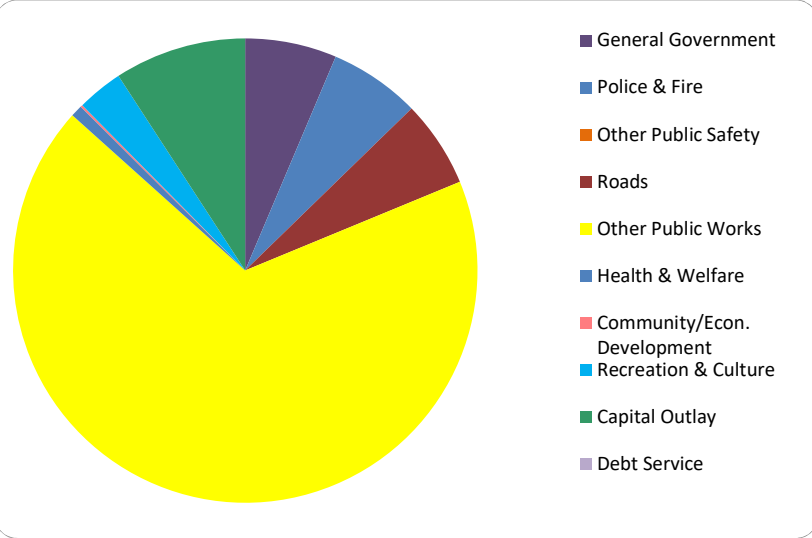
Commentary:

For more information on our unit's finances, contact Mindy Thomas at 989-682-9227.

CITIZEN'S GUIDE TO LOCAL UNIT FINANCES - Maple Rapids - Clinton (193050)

EXPENDITURES

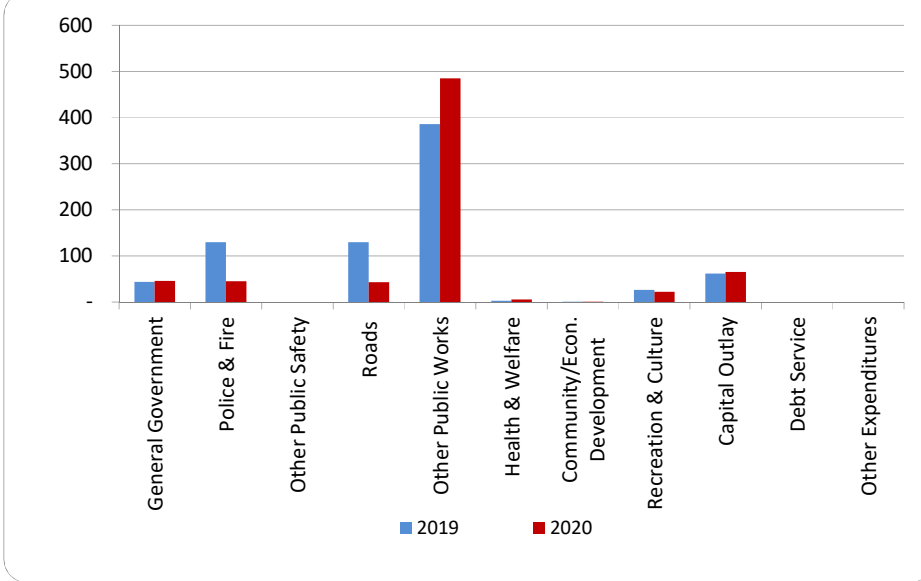
1. Where we spend our money (all governmental funds)



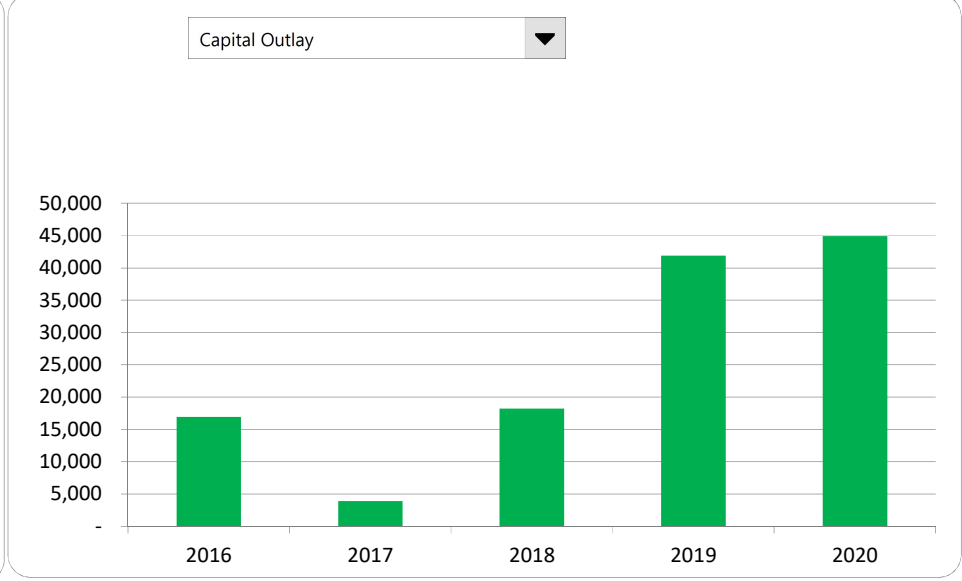
2. Compared to the prior year

	<u>2019</u>	<u>2020</u>	<u>% change</u>
General Government	\$ 30,070	\$ 31,160	3.62%
Police & Fire	88,766	30,883	-65.21%
Other Public Safety	-	-	N/A
Roads	88,731	29,595	-66.65%
Other Public Works	263,576	331,354	25.71%
Health & Welfare	2,306	4,032	74.85%
Community/Econ. Development	643	643	0.00%
Recreation & Culture	18,157	15,625	-13.95%
Capital Outlay	41,913	44,905	7.14%
Debt Service	-	-	N/A
Other Expenditures	-	-	N/A
Total Expenditures	\$ 534,162	\$ 488,197	-8.61%

3. Spending per capita - compared to the prior year



4. Historical trends of individual departments:



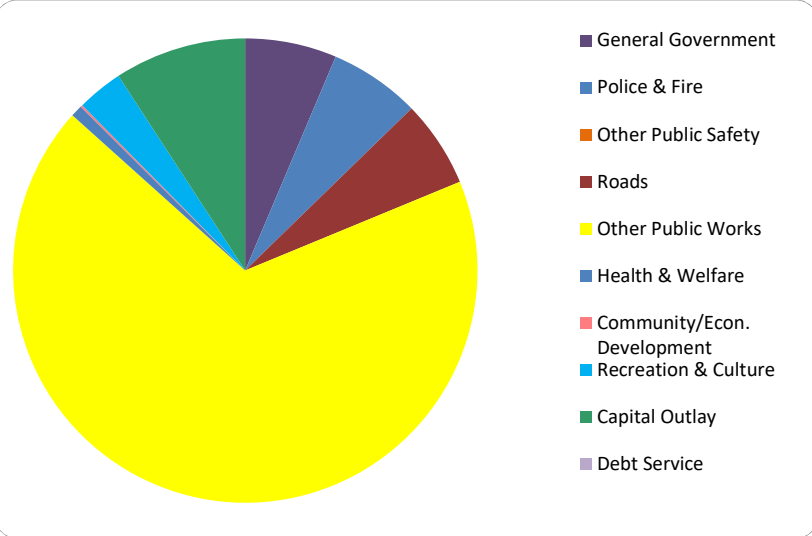
Commentary:

For more information on our unit's finances, contact Mindy Thomas at 989-682-9227.

CITIZEN'S GUIDE TO LOCAL UNIT FINANCES - Maple Rapids - Clinton (193050)

EXPENDITURES

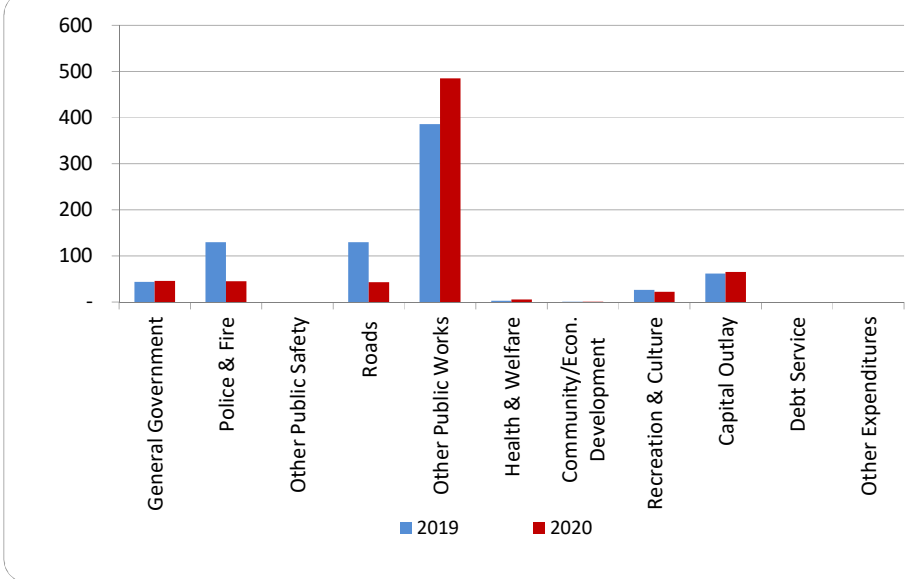
1. Where we spend our money (all governmental funds)




2. Compared to the prior year

	2019	2020	% change
General Government	\$ 30,070	\$ 31,160	3.62%
Police & Fire	88,766	30,883	-65.21%
Other Public Safety	-	-	N/A
Roads	88,731	29,595	-66.65%
Other Public Works	263,576	331,354	25.71%
Health & Welfare	2,306	4,032	74.85%
Community/Econ. Development	643	643	0.00%
Recreation & Culture	18,157	15,625	-13.95%
Capital Outlay	41,913	44,905	7.14%
Debt Service	-	-	N/A
Other Expenditures	-	-	N/A
Total Expenditures	\$ 534,162	\$ 488,197	-8.61%

3. Spending per capita - compared to the prior year



4. Historical trends of individual departments:



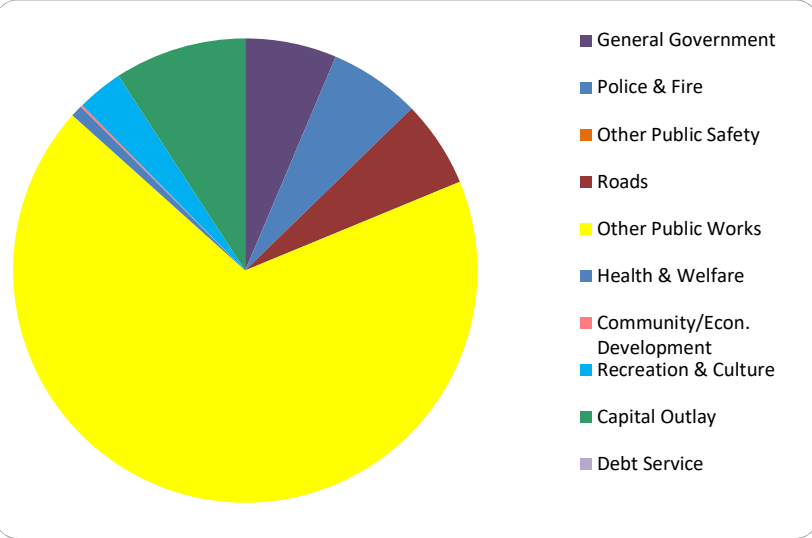
Commentary:

For more information on our unit's finances, contact Mindy Thomas at 989-682-9227.

CITIZEN'S GUIDE TO LOCAL UNIT FINANCES - Maple Rapids - Clinton (193050)

EXPENDITURES

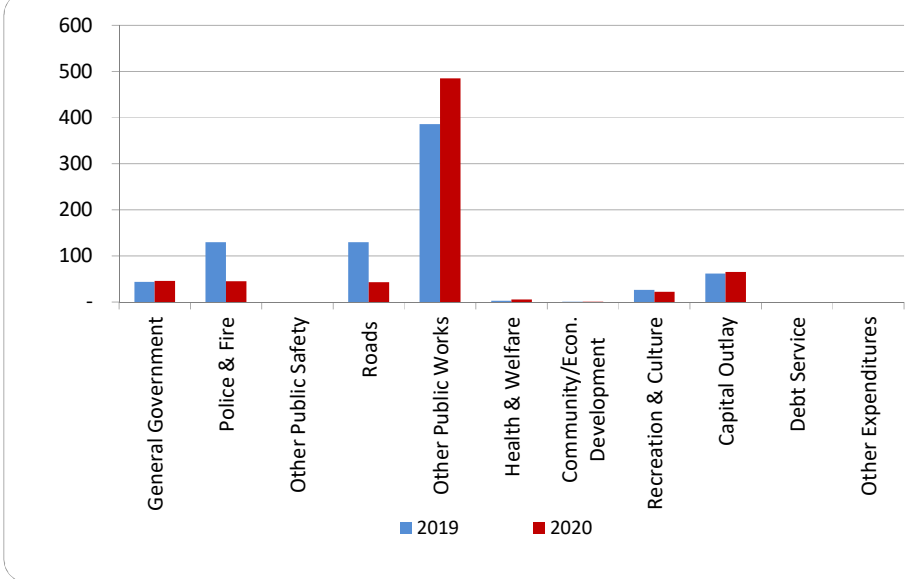
1. Where we spend our money (all governmental funds)



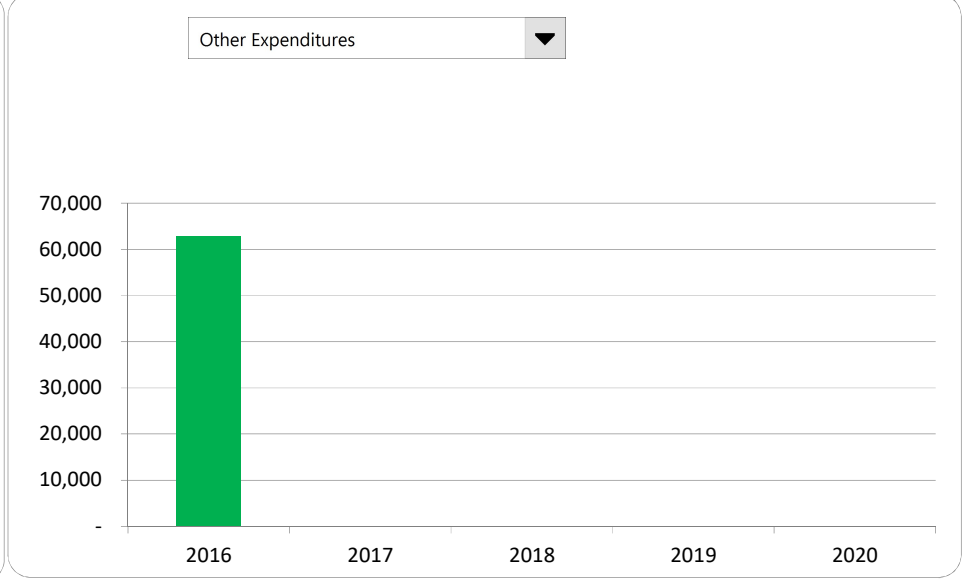
2. Compared to the prior year

	2019	2020	% change
General Government	\$ 30,070	\$ 31,160	3.62%
Police & Fire	88,766	30,883	-65.21%
Other Public Safety	-	-	N/A
Roads	88,731	29,595	-66.65%
Other Public Works	263,576	331,354	25.71%
Health & Welfare	2,306	4,032	74.85%
Community/Econ. Development	643	643	0.00%
Recreation & Culture	18,157	15,625	-13.95%
Capital Outlay	41,913	44,905	7.14%
Debt Service	-	-	N/A
Other Expenditures	-	-	N/A
Total Expenditures	\$ 534,162	\$ 488,197	-8.61%

3. Spending per capita - compared to the prior year



4. Historical trends of individual departments:



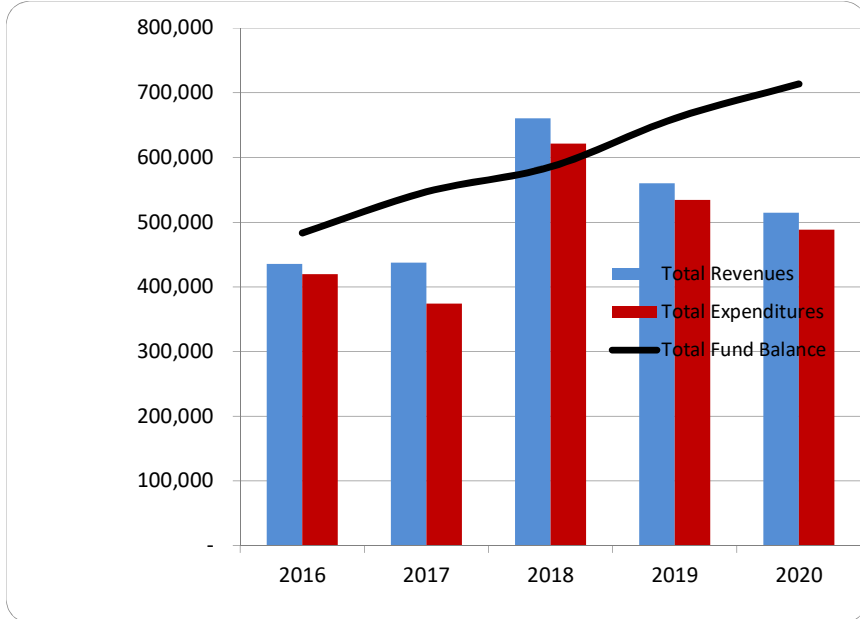
Commentary:

For more information on our unit's finances, contact Mindy Thomas at 989-682-9227.

CITIZEN'S GUIDE TO LOCAL UNIT FINANCES - Maple Rapids - Clinton (193050)

FINANCIAL POSITION

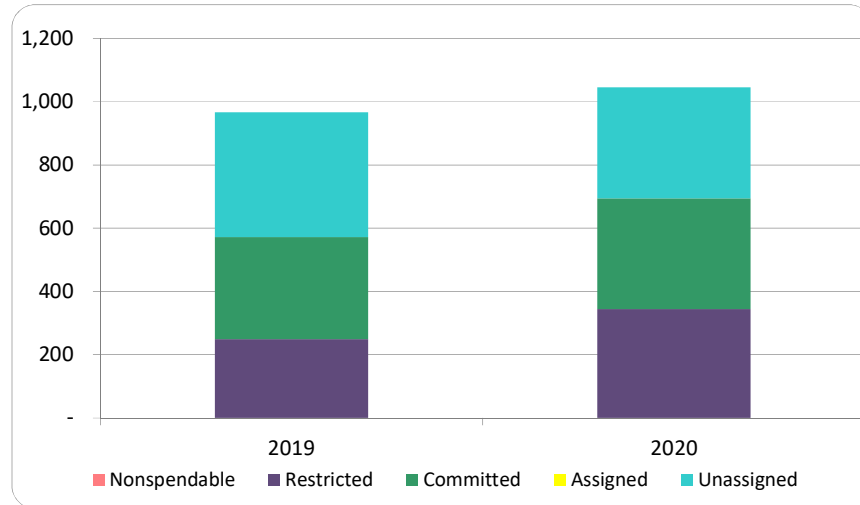
1. How have we managed our governmental fund resources (fund balance)?



2. Compared to the prior year

	2019	2020	% change
Revenue	560,133	514,701	-8.11%
Expenditures	534,162	488,197	-8.61%
Surplus (shortfall)	25,971	26,504	2.05%
Fund balance, by component:			
Nondspendable	-	-	N/A
Restricted	169,753	234,647	38.23%
Committed	220,993	239,555	8.40%
Assigned	-	-	N/A
Unassigned	269,720	239,555	-11.18%
total fund balance	660,466	713,757	8.07%

3. Fund balance per capita - compared to the prior year



4. Historical trends of individual components



Commentary:

For more information on our unit's finances, contact Mindy Thomas at 989-682-9227.

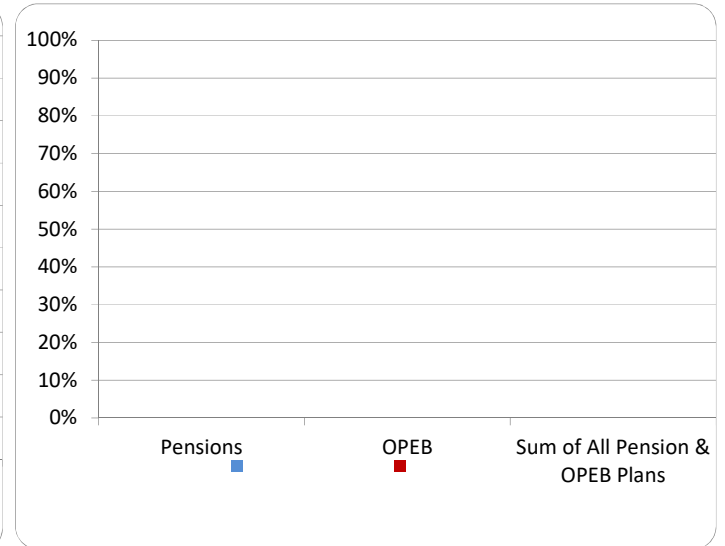
CITIZEN'S GUIDE TO LOCAL UNIT FINANCES - Maple Rapids - Clinton (193050)

OTHER LONG TERM OBLIGATIONS

1. Pension funding status

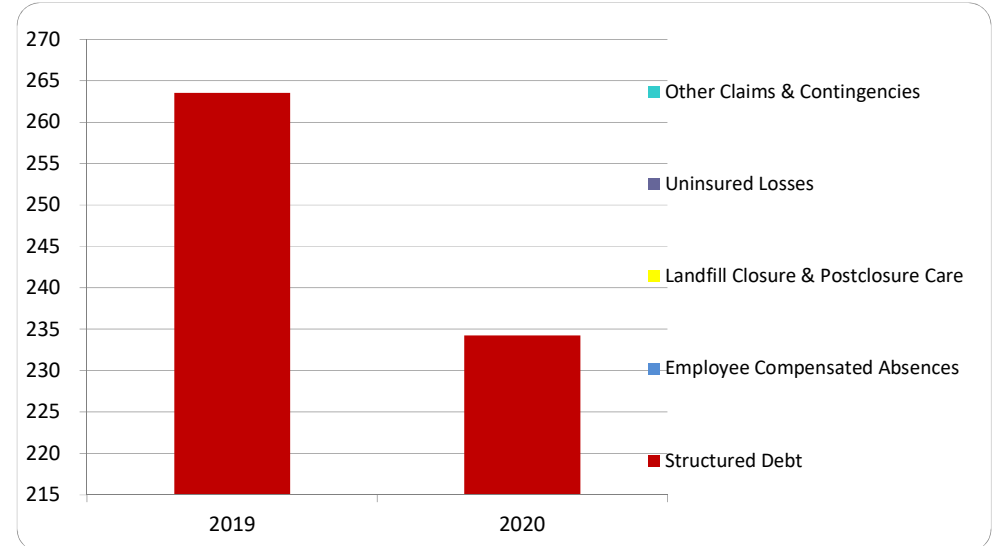
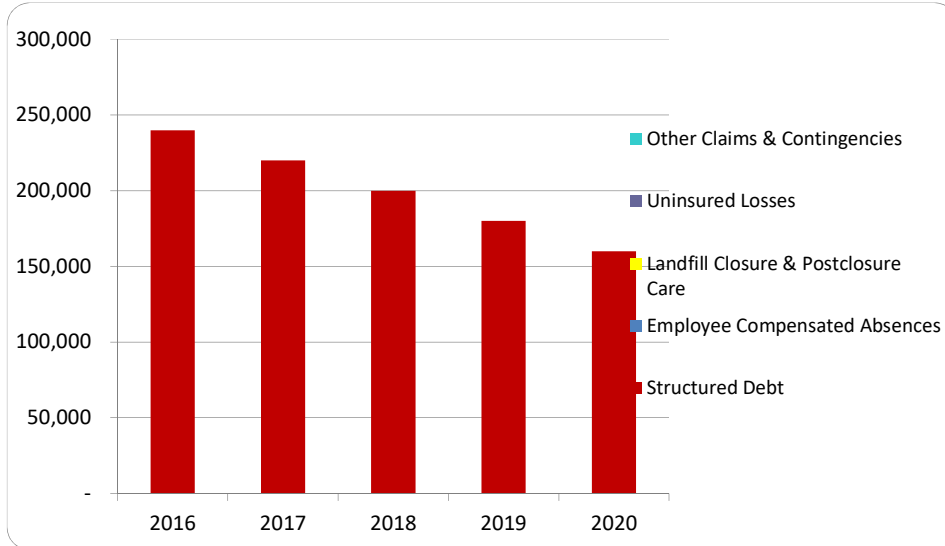
2. Retiree Health care funding status

3. Percent funded - compared to the prior year



4. Long Term Debt obligations:

5. Debt & other long term obligations per capita - compared to the prior year



Commentary: Village of Maple Rapids does not do any Pension Funding and does not offer any Retiree Health Care Coverage.

For more information on our unit's finances, contact Mindy Thomas at 989-682-9227.